



COUNTY GOVERNMENT OF KIAMBU

**COUNTY INTEGRATED DEVELOPMENT PLAN
2018-2022**

FEBRUARY 2018

Vision

To be the most recognized, modernized and well organized county with equal opportunities and high standards of living for all.

Mission

To improve the standard of living and welfare of our citizens, by promoting effective governance structures, providing quality services through public participation, equitable distribution of resources and fiscal responsibility.

Goal

Provision of efficient and effective service delivery for enhanced governance and accountability.

Our Core values

- Visionary
- Transparency
- Accountability
- Teamwork
- Inclusiveness
- Respect

TABLE OF CONTENTS

LIST OF TABLES	viii
LIST OF MAPS/FIGURES	x
ABBREVIATIONS AND ACRONYMS	xi
GLOSSARY OF COMMONLY USED TERMS	xv
FOREWORD	xvi
ACKNOWLEDGEMENT	xvii
EXECUTIVE SUMMARY	xviii
CHAPTER ONE: COUNTY GENERAL INFORMATION	1
1. County Overview	1
1.1. Position and Size	1
1.2. Physiographic and Natural Conditions	2
1.2.1. Physical and Topographic features	2
1.2.2. Ecological conditions	3
1.2.3. Climatic conditions	3
1.3. Administrative and Political Units	4
1.3.1. Administrative Subdivision	4
1.4. Political units	5
1.5. Demographic Features	6
1.5.1. Population size and composition	6
1.5.2. Population density and distribution	7
1.5.3. Population projection for special age groups	8
1.5.4. Population of persons with disabilities	11
1.5.5. Demographic Dividend	11
1.6. Human Development Approach	12
1.7. Infrastructure Development	12
1.7.1. Roads and Rail Network	12
1.7.2. Information, Communication Technology	14
1.7.3. Energy access	14
1.7.4. Housing: Types	14

1.7.5 Fire and Rescue Services	15
1.8. Land and Land Use	15
1.8.1. Land ownership categories/ classification	16
1.8.2. Mean holding size	16
1.8.3. Percentage of land with title deeds.....	16
1.8.4. Incidence of landlessness	16
1.8.5. Settlement patterns.....	16
1.8.6. Type and size of land	18
1.9. Employment.....	18
1.9.1. Wage earners.....	18
1.9.2 Self-employed	19
1.9.3 Labour force by sector	19
1.10. Irrigation infrastructure and schemes.....	19
1.10.1. Irrigation potential.....	19
1.10.2. Irrigation schemes (small/ large scale).....	19
1.11. Crop, Livestock, Fish Production and Value addition	19
1.11.1. Main crops produced.....	19
1.11.2. Acreage under food and cash crops	20
1.11.3. Average farm sizes.....	21
1.11.4. Main storage facilities.....	21
1.11.5. Agricultural extension, training, research and information services.....	22
1.11.6. Main livestock breeds and facilities	22
1.11.8. Fisheries	23
1.11.9. Apiculture (bee keeping).....	23
1.12. Oil and Other Mineral Resources.....	23
1.12.1. Mineral and Oil potential	23
1.12.2. Ongoing mining and extraction activities	23
1.13. Tourism and Wildlife	23
1.13.1. Main tourist attractions and activities	23
1.13.2. Classified / major hotels.....	24

1.13.3. Main wildlife.....	24
1.13.4. Wildlife conservation areas.....	24
1.13.5. Total number of tourists visiting attraction sites annually	25
1.14. Industry and Trade	25
1.14.1. Markets	25
1.14.2. Industrial parks.....	25
1.14.3. Major industries	25
1.14.4. Types and number of businesses.....	26
1.14.5. Micro, Small and Medium Enterprise (MSME)	26
1.15. Forestry, Agro Forestry and Value addition	26
1.15.1. Main Forest types and size of forests.....	26
1.15.2. Main Forest products	27
1.15.3. Farm forestry.....	28
1.15.4. Markets and Value chain development of forestry products.....	28
1.16. Financial services.....	28
1.16.1. Number of banks, Micro finance institutions, mobile money agents and SACCOs with FOSAs.....	28
1.16.2. Distribution /coverage of financial services by sub-county	28
1.17. Environment and Climate Change	29
1.17.1. Major degraded areas / hotspots and major contributions to environmental degradation.....	29
1.17.2. Environmental threats	29
1.17.3. High spatial and temporal variability of rainfall	29
1.17.4. Change in water levels or glacier	30
1.17.5. Solid waste management facilities	30
1.18. Water and Sanitation.....	30
1.18.1. Water resources.....	30
1.18.2. Water supply schemes.....	32
1.18.3. Water sources and access.....	32
1.18.4. Water management	32
1.18.5. Sanitation	33

1.19. Health Access and Nutrition	34
1.19.1. Health Access.....	35
1.19.2. Morbidity	36
1.19.3. Nutritional status	36
1.19.4. Immunization coverage.....	37
1.19.5. Maternal health care.....	37
1.19.6. Access to family planning services/Contraceptive prevalence	38
1.19.7. HIV and AIDS prevalence rates and related services	38
1.20. Education, Skills, Literacy and Infrastructure.....	38
1.20.1. Pre- School Education (Early Childhood Development Education).....	39
1.20.2. Primary Education.....	39
1.20.3. Non formal Education.....	39
1.20.4. Youth polytechnics	39
1.20.5. Secondary Education.....	40
1.20.6. Tertiary Education.....	40
1.20.7. Adult and continuing Education.....	40
1.20.8. Technical, Vocational Education and Training.....	41
1.21. Sports, Culture and Creative Arts	41
1.21.1. Museums, Heritage and Cultural sites	41
1.21.2. Talent Academies.....	42
1.21.3. Sports facilities.....	42
1.21.4. Libraries /information documentation centres/ Citizen service centres	42
1.21. Community Organizations/Non-State Actors	43
1.21.1. Cooperative Societies.....	43
1.21.2. Public Benefits Organizations (PBOs).....	44
1.21.3. Development Partners and the sectors they support	44
1.22. Security, Law and Order	44
1.22.1. Number of police stations and posts by Sub County	44
1.22.2. Types and number of courts.....	45
1.22.3. Prisons and probation services.....	45

1.22.4. Number of public prosecution offices.....	46
1.22.5. Number of prosecutions over the years.....	46
1.22.6. Community policing activities	46
1.23. Social Protection	46
1.23.1. Child care facilities and Institutions by sub-county	46
1.23.2. Social net programmes in the county	47
CHAPTER TWO: LINKAGES WITH VISION 2030 AND OTHER PLANS.....	49
2.1 Overview.....	49
2.2 Linkage of the CIDP with the Kenya Vision 2030, Medium Term Plans and Other Plans, Policies and Strategies	49
2.2.1 CIDP linkages with the Kenya Vision 2030 and Medium Term Plans.....	49
2.2.2 Cross-cutting projects and programmes involving the County and neighbouring counties.....	51
2.2.3 Linkage with Sector Plans, Urban and City Plans within the County.....	51
2.2.4 Integration of the Sustainable Development Goals (SDGs) into the CIDP	52
CHAPTER THREE: REVIEW OF IMPLEMENTATION OF THE PREVIOUS CIDP.....	57
3.1 Introduction.....	57
3.2 Status of Implementation of the Previous CIDP	57
3.2.1 Analysis of the County Revenue Streams.....	57
3.2.2 County Expenditure Analysis by Sector/ Subsector	58
3.2.4 Challenges in the Implementation of the Plan	69
3.2.5 Lessons Learnt	71
CHAPTER FOUR: COUNTY DEVELOPMENT PRIORITIES AND STRATEGIES	73
4.1 Introduction.....	73
4.2 Spatial Development Framework.....	73
4.3 Natural Resource Assessment.....	85
4.4 Development Priorities and Strategies.....	89
4.4.1 County Assembly	89
4.4.2 County Executive.....	91
4.4.3 County Public Service Board.....	94
4.4.4 Finance and Economic Planning.....	95

4.4.5 Administration and Public Service	103
4.4.6 Agriculture, Livestock and Fisheries	115
4.4.7 Water, Environment, Energy and Natural Resources	137
4.4.8 Health Services	152
4.4.9 Education, Culture and Social Services	171
4.4.10 Youth Affairs, Sports, ICT and Communication	182
4.4.11 Lands, Physical Planning and Housing.....	191
4.4.12 Trade, Tourism, Co-operative and Enterprise Development	197
4.4.13 Roads, Transport, Public Works and Utilities.....	205
4.5 Flagship /County Transformative Projects	211
CHAPTER FIVE: IMPLEMENTATION FRAMEWORK.....	223
5.1 Introduction.....	223
5.2 Institutional Framework.....	223
5.3 Resource Requirements by Sector	225
5.4 The Resource Mobilization Framework	225
5.5 Estimated Resource Gap and Measures of Addressing It	226
CHAPTER SIX: MONITORING AND EVALUATION FRAMEWORK.....	227
6.1 Introduction.....	227
6.2 Data collection, Analysis, and Reporting.....	227
6.3 M&E Outcome Indicators.....	227
ANNEX: SECTOR PROJECTS DERIVED FROM PROGRAMMES	236

LIST OF TABLES

Table 1: Area by Sub-county and ward	4
Table 2: County’s Electoral Wards by Constituency	5
Table 3 : Population Projections by Age Cohort	6
Table 4: Population Projections by Urban Centres	7
Table 5: Population distribution and density by Sub-county	8
Table 6: Population projection by special age groups	8
Table 7: People living with disabilities by sex and type	11
Table 8: Demographic Dividend Potential.....	11
Table 9: Road network in Kiambu County	13
Table 10: Number of housing units by type of housing.....	15
Table 11: Food Crop Production trend	20
Table 12: Horticulture Crop Production trend	21
Table 13: Industrial crops production trend.....	21
Table 14: Names of the forests and acreage	27
Table 15: Catchment discharge (m ³ /day).....	31
Table 16: Water companies area coverage and water usage.....	32
Table 17: Health facilities across the sub counties	35
Table 18: Number of health workers across the sub counties.....	36
Table 19: Heritage and cultural sites in the county.....	41
Table 20: Libraries and citizen service centres/social halls	42
Table 21: Types of Cooperative societies and the membership.....	43
Table 22: Police stations, posts and patrol; bases by Sub County	44
Table 23: Types of courts and numbers by Sub County	45
Table 24: Distribution of funds per Constituency Kiambu County (Sept-Oct 2017)	47
Table 25: Departmental challenges and recommendations	70
Table 26: County Spatial Development Strategies by Thematic Areas.....	73
Table 27: Natural Resource Assessment.....	85
Table 28: County Assembly Programmes	90

Table 29: County Executive Sector Programmes	92
Table 30: County Public Service Board Programmes.....	94
Table 31: Finance and Economic Planning Programmes	98
Table 32: Administration and Public Service programmes	105
Table 33: Agriculture, Livestock, Fisheries Sector Programmes	117
Table 34: Water, Energy, Environment and Natural Resources Sector Programs.....	141
Table 35: Health services sector programmes	155
Table 36: Education, Gender, Culture and Social Services Sector Programmes.....	174
Table 37: Youth Affairs, Sports and Communication sector programmes	184
Table 38: Lands, Physical Planning and Housing Sector Programmes	192
Table 39: Trade, Tourism, Cooperatives and Enterprise Development Sector Programmes.....	200
Table 40: Roads, Transport, Public Works and Utilities Sector Programmes	207
Table 41: Summary of Proposed Budget by Sector.....	225
Table 42: Revenue Projections	225
Table 43: Summary of M&E Outcome indicators	227

LIST OF MAPS/FIGURES

Figure 1: Location of the County in Kenya	1
Figure 2: County's Administrative and Political Units.....	4
Figure 3: Settlement patterns	17
Figure 4: County Spatial Map.....	18
Figure 5: Revenue performance.....	57
Figure 6: Total revenue trend.....	58
Figure 7: Expenditure rates by departments	58
Figure 8: Kiambu County Government Organization Structure.....	224

ABBREVIATIONS AND ACRONYMS

ADP	Annual Development Plan
AIDS	Acquired Immune Deficiency Syndrome
AMS	Agricultural Mechanisation Service
ANC	Antenatal Clinic
ASDSP	Agricultural sector Development Support Programme
ATC	Agricultural Training Center
BEOC	Basic Essential Obstetric Care
CBEF	County Budget and Economic Forum
CBO	Community Based Organization
CBROP	County Budget Review Outlook Paper
CEOC	Comprehensive Essential Obstetric Care
CFSP	County Fiscal Strategy Paper
CHU	Community Health Unit
CHV	Community Health Volunteer
CIDP	County Intergrated Development Plan
CIMES	County Integrated Monitoring and Evaluation System
CPR	Contraceptive Prevalence Rate
CT-OVC	Cash Transfer for Orphans and Vulnerable Children
ECDE	Early Childhood Development Education
e-DAMS	Electronic Development Application Management Systems
FMD	Foot and Mouth Disease
FOSA	Front Office Services Activity
FP	Family Planning
GBV	Gender Based Violence
GDP	Gross Domestic Product
GIS	Geographic Information System

HDI	Human Development Index
HIV	Human Immunodeficiency Virus
HSNP	Hunger Safety Net Programme
ICT	Information Communication Technology
IRS	Indoor Residual Spraying
ISUDP	Integrated Strategic Urban Development Plans
JICA	Japan International Cooperation Agency
KAIS	Kenya Aids Indicator Survey
KARLO	Kenya Agricultural Research & Livestock Organisation
KCG	Kiambu County Government
KCPE	Kenya Certificate of Primary Education
KCSE	Kenya Certificate of Secondary Education
KDHS	Kenya Demographic Health Survey
KeNHA	Kenya National Highways Authority
KEPH	Kenya Essential Package for Health
KEPHIS	Kenya Plant Health Inspectorate Services
KEPI	Kenya Expanded Programme on Immunization
KERRA	Kenya Rural Roads Authority
KFS	Kenya Forest Service
KICC	Kenyatta International Convention Centre
KLB	Kenya Literature Bureau
KMTC	Kenya Medical Training College
KNLS	Kenya National Library Service
KPLC	Kenya Power and Lighting Company
KURA	Kenya Urban Roads Authority
KWS	Kenya Wildlife Service
LSD	Lumpy Skin Disease
MCH	Maternal and Child Health
MDG	Millenium Develoment Goals

MHM	Menstrual Health Management
MSME	Micro, Small and Medium Enterprises
MTEF	Medium Term Expenditure Framework
MTP	Medium Term Plan
NaMSIP	Nairobi Metropolitan Service Improvement Programme
NCD	Non Communicable Diseases
NCPB	National Cereals and Produce Board
NEMA	National Environmental Management Authority
NGO	Non Governmental Organization
NNT	Number Needed to Treat
NSNP	National Safety Net Programme
ODF	Open Defecation Free
OPCT	Older Persons Cash Transfer
OPD	OutPatient Department
OVC	Orphans and Vulnerable Children
PBB	Programme Based Budget
PPP	Public Private Partnership
PPR	Peste des Petits Ruminants
PSDP	Public Sector Development Programme
PWD	Persons with Disability
PWSD-CT	Persons with Severe Disability Cash Transfer
REA	Rural Electrification Authority
RRT	Rapid Response Team
RVF	Rift Valley Fever
SACCO	Savings and Credit Cooperative Organization
SDG	Sustainable Development Goals
TVET	Technical and Vocational Education and Training
UNCTAD	United Nations Conference on Trade and Development
UNESCO	United Nations Educational, Scientific and Cultural Organization

VETC	Vocational Education Training Center
WASH	Water Sanitation and Hygiene
WSP	Water Service Provider

GLOSSARY OF COMMONLY USED TERMS

County Executive Committee - Means a county executive committee in charge of a department/ sector established in accordance with Article 176 of the Constitution.

County Government: Refers to a political sub-division, which are created within the state for the exercise of duties and responsibilities granted by constitutional provisions or legislative enactments; it is provided for under Article 176 of the Constitution

Baseline: Baseline is an analysis describing the initial state of an indicator before the start of a project/programme, against which progress can be assessed or comparisons made

Programme: A grouping of similar projects and/or services performed by a Ministry or Department to achieve a specific objective; The Programmes must be mapped to strategic objectives.

Project: A project is a set of coordinated activities implemented to meet specific objectives within defined time, cost and performance parameters. Projects aimed at achieving a common goal form a programme.

Performance indicator: A measurement that evaluates the success of an organization or of a particular activity (such as projects, programs, products and other initiatives) in which it engages.

Flagship/Transformative Projects: These are projects with high impact in terms of employment creation, increasing county competitiveness, revenue generation etc. They may be derived from the Kenya Vision 2030 (and its MTPs) or the County Transformative Agenda

Target: A target refers to planned level of an indicator achievement

Outcome: Measures the intermediate results generated relative to the objective of the intervention. It describes the actual change in conditions/situation as a result of an intervention output(s) such as changed practices as a result of a programme or project.

Strategy: It is the overall direction and scope in the long run; which enhances competitiveness in a changing environment through its alignment of both intangible and tangible resources with the aim of gratifying stakeholders' aspirations.

FOREWORD



The preparation of the second County Integrated Development Plan (CIDP) was a great achievement for Kiambu County. The plan sets out a standard and comprehensive approach to county planning and budgeting for effective and efficient service delivery in the next five years.

This County Integrated Development Plan (2018-2022) is program based and paves the way for transparency in implementation of programs. It lays the foundation for developing a performance monitoring system with clear indicators, targets and timeframe, which will create an environment for effective management and a high level of service delivery. This document will form the basis for meaningful engagement with our citizens, development partners and the private sector as well as facilitate inter-governmental relations.

The plan was subjected to an extensive public participation process with key stakeholders taking the part in the process to give their fruitful inputs. Special thanks go to all the county executive committee members for their dedication towards development of the Plan, the county CIDP secretariat for their valuable contribution in collating the information and citizen memoranda submitted during the meetings and the staff in my office for the mobilization during the public consultative meetings and compilation of this document. I am greatly encouraged, and deeply humbled, by the display of unfailing trust by our citizens in our leadership throughout the consultation process.

As we look forward to improve the standard of living and welfare of our citizens I would like to call upon all players to take charge in implementation of the County Integrated Development Plan (2018-2022) in order to have constructive feedback mechanism as we actualize our vision of making Kiambu the most recognized, modernized and well organized county in the Republic of Kenya.

HIS EXCELLENCY HON. FERDINARD NDUNGU WAITITU BABAYAO
GOVERNOR, KIAMBU COUNTY

ACKNOWLEDGEMENT



The preparation of the County Integrated Development Plan (2018-2022) was achieved through an intensive and consultative process involving key stakeholders. The preparation process was spearheaded by the CIDP secretariat with the guidance from the County Executive Committee Member, Department of Finance and Economic Planning.

The County is indebted to the Governor, His Excellency. Hon. Ferdinand Waititu Babayao and Deputy Governor Hon. Dr. James Nyoro for their leadership and support in the preparation of this plan. Special thanks go to the County Secretary Dr. Martin Njogu, all County Executive Committee members and Chief Officers for steering the preparation of the CIDP process up to its successful completion.

I wish to thank individuals who played key roles during the CIDP preparation process including Ms. Faith Njeri, Ms. Ann Muchai, Ms. Sophiah Kamau, Ms. Nduta Kahiu, Ms. Charity Gathoni, Ms. Faith Makena, Ms. Alice Wanjiku, Mr. Joseph Ng'ang'a, Mr. Stephen Mungai, Mr. Arnold Nderitu, Ms. Jane Kariithi, Ms. Esther Waiganjo, Mr. Eliud Muchiri, Mr. Dominic Muchemi, Mr. Michael Kang'ethe, Mr. Joseph Kamau, Mr. Samuel Kariuki, Ms. Rosemary Nyamu, Ms. Nancy Wambugu and Ms. Emily Nkoroi. Their relentless commitment and teamwork is duly acknowledged. We further express our appreciation to all section directors and the department staff whose invaluable contribution enriched this document.

I would like to thank the Council of Governors and the Ministry of Devolution and Planning for their support and guidance during the preparation process.

Lastly, I take this opportunity to thank all our partners who supported preparation of this plan either directly or indirectly.

MR. WILSON MBURU KANGETHE

CECM, FINANCE AND ECONOMIC PLANNING

EXECUTIVE SUMMARY

The Constitution of Kenya 2010, the County Government Act, the Kenya Vision 2030 and the Medium Term Plans forms the basis of the preparation of the Second County Integrated Development Plan (CIDP). The purpose for preparation of the Plan is to enable allocation of scarce resources to priority projects and programmes.

The preparation of Kiambu CIDP (2018-2022) was led by the County Executive Member in charge of Finance and Economic Planning. It was done in close collaboration with various stakeholders including government departments, civil society organizations, community groups and the private sector. The Plan was prepared using guidelines issued by the Ministry of Devolution and Planning through the Council of Governors.

The County Integrated Development Plan has six (6) chapters. Chapter One provides the general information on the socio-economic and infrastructural information that has a bearing on the development of the county. The chapter describes the county in terms of the location, size, physiographic and natural conditions, demographic profiles as well as the administrative and political units. In addition, it provides information on infrastructure and access; land and land use; community organizations/non-state actors; crop, livestock and fish production; forestry and agro forestry; environment and climate change; mining; tourism; industry; employment and other sources of income; water and sanitation; health access and nutrition, education and literacy; trade, energy, housing, transport and communication, community development and Social Welfare.

Chapter Two discusses the linkages between the County Integrated Development Plan with the Kenya Vision 2030, the second Medium Term Plan and the Constitution of Kenya, 2010. It also gives the status of implementation of Sustainable Development Goals within the County. Finally, the chapter also contains a narrative of how the CIDP links with sectoral plans and urban and city plans.

Chapter Three provides a review of implementation of previous CIDP. It summarizes the analysis of County revenue streams and expenditure by sectors, key achievements, challenges and lesson learnt from previous experiences.

Chapter Four presents a detailed description of the different sectors within the County and the programmes planned based on the Medium Term Expenditure Framework budgeting system. It also provides the sector composition, vision, mission, development needs, priorities and strategies Programs. In addition, the chapter presents the sector programmes and flagship/ transformative projects.

Chapter Five generally outlines the institutional framework and organizational structure within the County that will be followed in implementing the plan. It outlines the resource requirements by sectors, resource mobilization framework and measures to address the resource gaps.

Chapter Six highlights the monitoring and evaluation (M&E) framework that will be used to track progress on implementation of projects and programmes undertaken during the plan period. It specifies objectively verifiable indicators that will be used to monitor programs and sets medium term and end term milestones for impact assessment.

CHAPTER ONE: COUNTY GENERAL INFORMATION

1. County Overview

1.1. Position and Size

Kiambu County is one of the 47 counties in the Republic of Kenya. It is located in the central region and covers a total area of 2,543.5 Km² with 476.3 Km² under forest cover according to the 2009 Kenya Population and Housing Census. Kiambu County borders Nairobi and Kajiado Counties to the South, Machakos to the East, Murang'a to the North and North East, Nyandarua to the North West, and Nakuru to the West as indicated in Map 1. The county lies between latitudes 00 25' and 10 20' South of the Equator and Longitude 360 31' and 370 15' East. Figure 1 show the location of the county in Kenya.

Figure 1: Location of the County in Kenya



1.2. Physiographic and Natural Conditions

1.2.1. Physical and Topographic features

Kiambu County is divided into four broad topographical zones; Upper Highland, Lower Highland, Upper Midland and Lower Midland Zone. The Upper Highland Zone is found in Lari constituency and it is an extension of the Aberdare ranges that lies at an altitude of 1,800-2,550 metres above sea level. It is dominated by highly dissected ranges and it is very wet, steep and important as a water catchment area. The lower highland zone is mostly found in Limuru and some parts of Gatundu North, Gatundu South, Githunguri and Kabete constituencies. The area is characterized by hills, plateaus, and high-elevation plains. The area lies between 1,500-1,800 metres above sea level and is generally a tea and dairy zone though some activities like maize, horticultural crops and sheep farming are also practiced.

The upper midland zone lies between 1,300-1,500 metres above sea level and it covers mostly parts of Juja and other constituencies with the exception of Lari. The landscape comprises of volcanic middle level uplands. The lower midland zone partly covers Thika Town (Gatunyaga), Limuru and Kikuyu constituencies. The area lies between 1,200-1,360 metres above sea level. The soils in the midland zone are dissected and are easily eroded. Other physical features include steep slopes and valleys, which are unsuitable for cultivation. Some parts are also covered by forests.

The county is covered by three broad categories of soils which are: high level upland soils, plateau soils and volcanic footbridges soils. These soils are of varying fertility levels with soils from high-level uplands, which are from volcanic rocks, being very fertile. Their fertility is conducive for livestock keeping and growth of various cash crops and food crops such as tea, coffee, horticultural products, pyrethrum, vegetables, maize, beans, peas and potatoes. These soils are found in the highlands, mostly in Gatundu South, Gatundu North, Githunguri, Kiambu, Kiambaa, Lari, Kikuyu, Kabete and Limuru Constituencies. Low fertility soils are mainly found in the middle zone and the eastern part of the county which form part of the semi-arid areas. The soils are sandy or clay and can support drought resistant crops such as soya beans and sunflower

as well as ranching. These soils are mostly found in parts of Juja, Thika Town, Ruiru, Kabete, Limuru, Gatundu North and Gatundu South Constituencies.

Most parts of the county are covered by soils from volcanic footbridges. These are well drained with moderate fertility. They are red to dark brown friable clays, which are suited for cash crops like coffee, tea and pyrethrum. However, parts of Thika Town, Ruiru, Juja and Lari constituencies are covered by shallow soils, which are poorly drained, and these areas are characterized by low rainfall, which severely limits agricultural development. However, these areas are suitable for ranching and growth of drought resistant crops.

1.2.2. Ecological conditions

Water in the county is from two principal sources-surface and sub-surface. The county is divided into several sub-catchments areas. The first one is Nairobi River Sub-catchment which occupies the southern part of the county with the major rivers being Nairobi, Gitaru, Gitathuru, Karura, Rui Rwaka, and Gatharaini. The second one is Kamiti and Ruiru Rivers Sub-catchment which is located to the north of the Nairobi river sub-catchment. It has eight permanent rivers which include Riara, Kiu, Kamiti, Makuyu, Ruiru, Bathi, Gatamaiyu and Komothai.

The third one is the Aberdare plateau that contributes to the availability of two sub-catchments areas comprising of Thiririka and Ndarugu Rivers. The main streams found in the two areas include Mugutha, Theta, Thiririka, Ruabora, Ndarugu and Komu. They flow from Nairobi, Kamiti, Ruiru, Thiririka, and Ndarugu sub-catchments to form Athi River sub-catchment. The fourth is the Chania River and its tributaries comprising of Thika and Karimenu Rivers which rise from the slopes of Mt. Kinangop in the Aberdares range.

1.2.3. Climatic conditions

The county experiences bi-modal type of rainfall. The long rains fall between Mid-March to May followed by a cold season usually with drizzles and frost during June to August and the short rains between mid-October to November. The annual rainfall varies with altitude, with higher areas receiving as high as 2,000 mm and lower areas of Thika Town constituency receiving as low as 600 mm. The average rainfall received by the county is 1,200 mm. The mean temperature in the county is 26°C with temperatures ranging from 7°C in the upper highlands areas of

Limuru and some parts of Gatundu North, Gatundu South, Githunguri and Kabete constituencies, to 34°C in the lower midland zone found partly in Thika Town constituency (Gatuanyaga), Kikuyu, Limuru and Kabete constituencies (Ndeiya and Karai). July and August are the months during which the lowest temperatures are experienced, whereas January to March is the hottest months. The county’s average relative humidity ranges from 54 percent in the dry months and 300 percent in the wet months of March up to August.

1.3. Administrative and Political Units

1.3.1. Administrative Subdivision

The county is subdivided into twelve sub counties and sixty wards as shown in table 1.

Figure 2: County’s Administrative and Political Units

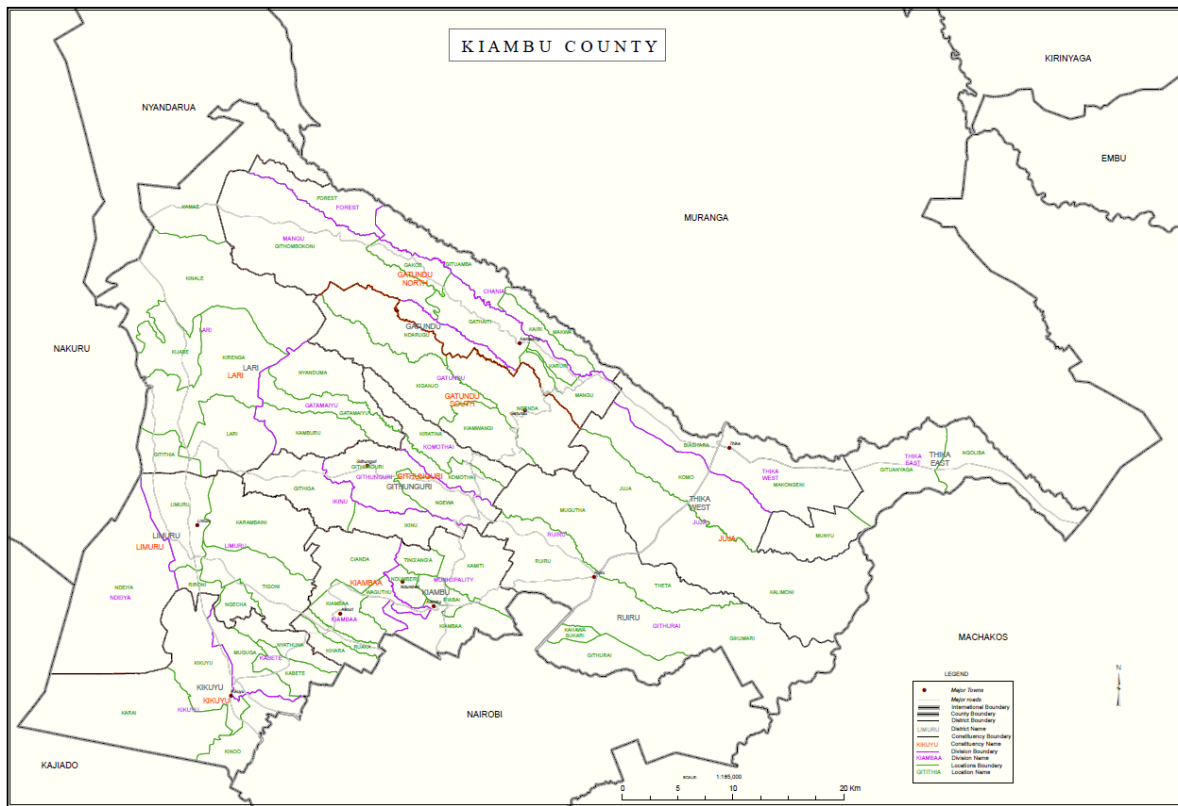


Table 1: Area by Sub-county and ward

Sub county	Area sq.km	No. of wards
Gatundu South	192.4	4
Gatundu North	286.0	4

Sub county	Area sq.km	No. of wards
Juja	326.6	5
Thika Town	217.5	5
Ruiru	201.4	8
Githunguri	173.5	5
Kiambu	105.9	4
Kiambaa	83.2	5
Limuru	281.7	5
Kikuyu	175.8	5
Kabete	60.3	5
Lari	439.2	5
Total	2543.5	60

1.4. Political units

Kiambu County has twelve constituencies and sixty wards. Table 2 shows the names of the constituencies and electoral wards of Kiambu County.

Table 2: County's Electoral Wards by Constituency

Constituency	Electoral Wards
Gatundu South	Kiamwangi, Kiganjo, Ndarugo, Ngenda
Gatundu North	Gituamba, Githobokoni, Chania, Mang'u
Juja	Murera, Theta, Juja, Witeithie, Kalimoni
Thika Town	Township, Kamenu, Hospital, Gatuanyaga
Ruiru	Gitohua, Biashara, Gatongora, Kahawa/Sukari, Kahawa Wendani, Kiuu, Mwiki, Mwihoko
Githunguri	Githunguri, Githiga, Ikinu, Ngewa, Komothai
Kiambu	Ting'ang'a, Ndumberi, Riabai, Township
Kiambaa	Cianda, Karuri, Ndenderu, Muchatha, Kihara
Limuru	Bibirioni, Limuru Central, Ndeiya, Limuru East, Ngecha Tigoni
Kikuyu	Karai, Nachu, Sigona, Kikuyu, Kinoo
Kabete	Gitaru, Muguga, Nyathuna, Kabete, Uthiru
Lari	Kinale, Kijabe, Nyanduma, Kamburu, Lari/Kirenga

1.5. Demographic Features

1.5.1. Population size and composition

According to the 2009 Kenya Population and Housing Census, Kiambu County population stood at 1,623,282 which is projected to be 1,942,505 by 2018. The population is further projected to reach 2,090,592 by the end of 2022. Table 3 gives population projections for 2018, 2020 and 2022 by gender and age cohorts with 2009 as the base year.

Table 3 : Population Projections by Age Cohort

Age	2009			2018			2020			2022		
	Male	Female	Total	Male	Female	Total	Male	Female	Total	Male	Female	Total
0-4	102,566	101,269	203,835	126,470	126,191	252,679	128,423	127,947	256,370	129,498	128,988	258,486
5-9	93,358	92,84	186,198	107,188	106,852	214,055	113,281	112,786	226,067	114,997	114,495	229,491
10-14	84,262	85,23	169,492	90,698	90,383	181,092	93,230	93,194	186,424	99,306	99,333	198,639
15-19	71,345	77,095	148,440	84,670	88,981	173,661	87,025	91,444	178,469	89,540	94,669	184,208
20-24	82,088	97,187	179,275	97,613	96,782	194,386	100,291	97,020	197,311	103,139	100,041	203,180
25-29	84,618	90,428	175,046	97,345	93,947	191,208	100,577	92,077	192,654	103,336	92,356	195,685
30-34	72,159	68,700	140,859	87,948	86,381	174,339	91,783	89,233	181,016	94,890	87,624	182,484
35-39	58,391	53,513	111,904	75,605	70,282	145,887	79,182	74,728	153,910	82,879	77,499	160,377
40-44	42,264	39,008	81,272	61,524	54,282	115,819	65,391	57,515	122,906	68,795	61,997	130,787
45-49	34,363	31,417	65,780	47,206	41,193	88,405	50,997	43,974	94,971	54,750	47,168	101,917
50-54	22,379	20,781	43,160	35,848	32,064	67,918	38,651	34,331	72,982	42,561	37,228	79,788
55-59	16,784	15,891	32,675	24,654	23,032	47,690	27,222	25,358	52,580	29,892	27,628	57,520
60-64	13,125	13,164	26,289	15,563	15,391	30,956	16,704	16,383	33,087	19,165	18,780	37,946
65-69	8,389	10,210	18,599	11,292	12,077	23,368	11,755	12,342	24,097	12,836	13,358	26,193
70-74	6,298	7,742	14,040	7,901	9,218	17,118	8,316	9,610	17,926	8,712	9,881	18,593
75-79	3,891	5,342	9,233	5,048	6,471	11,518	5,327	6,761	12,088	5,669	7,140	12,809
80+	5,792	10,474	16,266	4,814	7,595	12,405	4,824	7,332	12,156	5,025	7,469	12,493
NS	537	382	919	-	-	-	-	-	-	-	-	-
Total	802,609	642,603	1,623,282	981,385	961,120	1,942,505	1,022,979	992,035	2,015,014	1,064,989	1,025,654	2,090,598

Source: KNBS

Population projection for Urban centres

The 2009 Population and Housing Census indicate that the county had an urban population of 936,411 in 2009 and in 2018 was projected to be 1,241,984. Urban population is expected to reach 1,318,727 in 2018 and 1,396,081 by the end of 2022. The county urban population distribution per urban centres is as illustrated in table 4 below which shows that Ruiru and

Kikuyu towns have the highest number of people living in urban areas, followed by Thika and Karuri towns respectively. This high population in urban centres can be attributed to the proximity of the county to Nairobi as most of the people work in Nairobi and reside in the county. In addition, industrial development in some districts like Thika West and Ruiru attract more labour force. In these areas, urban planning should be effectively undertaken to avoid strain on the physical amenities from growth of informal settlements. In addition, community policing should be enhanced to reduce insecurity. Also, more infrastructural facilities like transport network, housing, schools and health centres should be built. The population distribution by urban centres is shown below.

Table 4: Population Projections by Urban Centres

Town	2009 Census			2018 Projections			2020 Projections			2022 Projections		
	Male	Female	Total	Male	Female	Total	Male	Female	Total	Male	Female	Total
Gatundu	2,580	2,970	5,550	3567	3945	7512	3890	3205	7095	4125	3469	7594
Githunguri	4,843	5,164	10,007	6395	6809	13204	6701	7155	13856	7107	7481	14588
Juja	20,488	19,958	40,446	24101	25622	49723	24625	26777	51402	25122	28101	53223
Limuru	39,433	40,098	79,531	51926	52111	104037	53201	55332	108533	56345	58971	115316
Kiambu	41,247	42,908	84,155	55321	57148	112469	59621	61925	121546	63445	65641	129086
Karuri	53,735	53,981	107,716	72526	72929	145455	77926	78107	156033	82324	82722	165046
Thika	68,408	68,509	136,917	91424	91629	183053	96927	97221	194148	101425	102321	203746
Ruiru	119,147	119,711	238,858	159431	160087	319518	169221	170131	339352	179335	180221	359556
Kikuyu	114,357	118,874	233,231	153241	153772	307013	163107	163655	326762	173721	174205	347926
Total	464,238	472,173	936,411	617932	624052	1241984	655219	663508	1318727	692949	703132	1396081

1.5.2. Population density and distribution

Kiambu County had a population of 638 persons per square kilometre, according to the 2009 census. This is projected to be 936 persons/km² by the end of 2022. Kabete sub county has the highest population density of 2329 persons/km² which is projected to reach 3056 people per

square kilometre. The least densely populated sub county is Lari with 282 persons/Km². Table 5 shows the population and density by sub county.

Table 5: Population distribution and density by Sub-county

Name of Sub County	2009 Census		2018 projections		2020 projections		2022 projections	
	Population	Density (Km ²)	Population	Density (Km ²)	Population	Density (Km ²)	Population	Density (Km ²)
Gatundu South	114,180	593	136,634	710	141,735	736	149,830	778
Gatundu North	100,611	352	120,396	421	124,890	437	132,024	462
Juja	118,793	365	142,154	437	147,461	453	155,883	479
Thika town	165,342	760	197,857	909	205,243	943	216,966	997
Ruiru	201,986	1003	241,708	1,200	250,730	1,245	265,051	1,316
Githunguri	147,763	852	176,821	1,020	183,421	1,058	193,898	1,118
Kiambu	108,698	1026	130,073	1,228	134,929	1,274	142,635	1,346
Kiambaa	145,053	1979	173,578	2,368	180,057	2,457	190,342	2,597
Kabete	140,427	2329	168,042	2,787	174,315	2,891	184,271	3,056
Kikuyu	125,402	713	150,063	853	155,664	885	164,556	936
Limuru	131,132	466	156,920	558	162,777	578	172,075	611
Lari	123,895	282	148,260	337	153,794	350	162,578	370
Kiambu County	1,623,282	638	1,942,505	763	2,015,014	792	2,130,109	837

1.5.3. Population projection for special age groups

Table 6: Population projection by special age groups

AGE	2009 Census			2018 Projections			2020 Projections			2022 Projections		
	Male	Female	Total	Male	Female	Total	Male	Female	Total	Male	Female	Total
Under 1	22,091	22,084	44,175	27,693	27,709	55,402	29,101	29,341	58,442	30,959	31,117	62,076
Under 5	102,566	101,269	203,835	133,725	129,301	263,026	139,728	136,237	275,965	146,077	143,251	289,328
Pre-School (3-5)	40,985	40,280	81,265	53,927	52,197	106,124	57,101	55,991	113,092	60,711	58,976	119,687
Primary School (6-13)	124,689	125,369	250,058	160,295	161,422	321,717	170,721	171,633	342,354	180,927	181,433	362,360
Secondary School (14-17)	58,375	60,926	119,301	73,421	76,241	149,662	76,921	79,593	156,514	80,241	82,621	162,862
Youth Population (15-29)	223,074	249,671	472,745	292,736	336,711	629,447	317,714	345,600	663,314	332,200	365,117	697,317
Labour Force (15-64)	475,149	486,112	961,261	617,113	621,114	1,238,227	637,118	643,223	1,280,341	654,711	673,114	1,327,825
Aged Population	24,907	34,150	59,057	33,221	45,224	78,445	35,101	47,941	83,042	38,171	50,721	88,892

Source: KNBS

Under 1 year

In 2009, the population of this age group was 44,175 as indicated in Table 3. This represents 2.72 percent of the total population. The population is projected to be 55,402 in 2018. By 2020, the population is projected at 58,442 and 62,076 in 2022. Child survival strategies should be enhanced to reduce infant mortality. Further, improved nutrition measures should be enhanced better health for the infants.

Under 5 years

The population of children less than 5 years was 203,835 in 2009. This forms 12.6 percent of the total population. This population is projected to be 263,026 children by 2018. By 2020, the population is projected to reach 275,965 children and 289,328 children in 2022. The projected growth of children in this segment of the population implies that more Early Childhood Development Education (ECDE) centres and programmes should be developed to meet the increasing population.

Pre – Primary School Age (3 – 5 years)

In 2009, the population of this age group was 81,265 which represent 5.01 percent of the total county population as indicated in Table 3. This population is projected to be 106,124 by 2018. By 2020, it is projected to be 113,092 and 119,687 in 2022. This increasing pre-primary school population indicates the need for more ECDE facilities, especially public, and more teachers to handle this age group.

Primary School Age (6–13 years)

In 2009, the population of this age group was 250,058 as indicated in Table 3. This represents 15.44 percent of the total county population. The population is estimated to be 321,717 in the year 2018, and 342,354 by 2020 and 362,360 at the end of 2022. This increase is likely to create pressure on the available education facilities in the county. The implication is that more primary schools need to be constructed and more teachers employed to cater for the increasing number of children in this age-group.

Secondary School Age (14–17 years)

The population of the secondary school going age as at 2009 was at 119,301. This age group forms 7.4 percent of the total population. It is projected to reach 149,662 in the year 2018, 156,514 in 2020 and 162,862 people in 2022. This will require additional physical facilities for secondary schools and employment of more teachers. In addition, the county is required to expand existing vocational training facilities and also increase more.

Youth Age Group (15–29 years)

In 2009, the population of the youth was 472,745 and is expected to reach 629,447 in 2018, 663,314 in 2020 and 697,317 by the end of year 2022. The youth forms 29.1 percent of the total county population. To cater for this population, more investment in vocational training, youth empowerment centres and tertiary institutions is crucial so as to equip the youth with necessary skills and knowledge for gainful employment and job creation. In addition, institutions of higher learning such as technical colleges will need to be equipped and upgraded to offer competitive skills particularly to those who cannot proceed to the university. There is also need to create facilitative mechanisms for the youth to access loans such as those available through the Youth Enterprise Fund to assist them engage in income generating activities rather than joining illegal groupings or engaging in drug and substance abuse.

Labour Force (15–64 years)

In 2009, the labour force in the county was 961,261, which comprised of 475,149 males and 486,112 females which translates to 59.2 percent of the population. It is projected to rise to 1,238,227 in 2018, 1,280,341 in 2020 and 1,327,825 at the end of 2022. With the steady growth of the labour force, there will be a major challenge of creating employment opportunities especially in the formal sector. Employment in the formal sector has been on the decrease with the only major employer being the informal Jua Kali sector.

Aged Population (65 and above)

In 2009 this population was 59,057 in the entire county. This represents 3.64 percent of the total population. In the year 2018, this population is projected at 78,445, and 83,042 in 2020 and 88,892 in 2022. This increase calls upon enhancement of the social security programmes such as Cash Transfer Programme for the elderly to ensure their welfare is well taken care of.

1.5.4. Population of persons with disabilities

Kiambu County's population of persons with disability by sex and main type of disability is as presented in table 7. This is according to the 2009 Kenya Population and Housing Census.

Table 7: People living with disabilities by sex and type

	Visual	Hearing	Speech	Physical/ Self Care	Mental	Total
Male	3453	1754	3526	5819	2791	17343
Female	4179	2018	3250	6932	2329	18708
Total	7632	3772	6776	12751	5120	36051

(Source: Census, 2009)

1.5.5. Demographic Dividend

Demographic dividend refers to the accelerated economic growth that may result from a decline in a country's mortality and fertility and the subsequent change in the age structure of the population. This means that if fewer births are recorded each year in a country, then the young dependent population grows smaller in relation to the working age population. As a result, opportunities are created for economic growth since fewer resources are needed to meet the needs of this young age group more so if the right social and economic policies are developed and investments made.

It is evident in Kenya that demographic transition is taking place at both national and county level creating a demographic window of opportunity to harness the demographic dividend. Demographic window is the period when the population structure is such that those aged below 15 years are less than 30% of the total population and those aged 65 years and above are less than 15% of the population. The age population structure and fertility levels in Kiambu County as seen in table may enable the county to experience a demographic dividend.

Table 8: Demographic Dividend Potential

Category	2009	2014	2017	2022	2030
Population size	1,785,885	1,923,914	2,004,248	2,130,880	2,301,324
Population below 15 (%)	34.9	32.9	31.4	28.4	24.8
Population aged 15-64 (%)	61.4	63.6	65.2	68.2	70.4

Population aged 65+ (%)	3.8	3.4	3.4	3.5	4.8
Dependency ration	63	57.1	53.3	46.7	42
Fertility rate	3.4	2.7	2.5	2.2	2.1

(Source: NCPD, Central region)

1.6. Human Development Approach

Human development is about giving people more freedom and opportunities to live valuable lives. It focuses on improving the lives and the wellbeing of people. This is envisaged in the Kenya's economic blue print, Vision 2030, as one of the objectives of providing a high quality of life for all Kenyans. Human development is assessed through the human development index (HDI) which is a summary measure of average achievement in key dimensions of human development: health, education and income. According to 2013 Kenya Human Development Report, the HDI for the country is estimated at 0.52. The HDI estimate for Kiambu is 0.56 which is above the national HDI.

1.7. Infrastructure Development

1.7.1. Roads and Rail Network

The county has a total of 5533 Km of roads network. 249 Km of road are yet to be opened. The roads under bitumen standards are 865.4 KMs, 1051km on gravel, 3167km on earth surface. The county is served by Thika Super Highway from Githurai-Ruiru-Juja-Thika on average of 50Kms and A104 Uthiru-Kikuyu-Kamandura- Kinungi on average of 65 which 25.1km of it is on rehabilitation expansion programme. It is also served by a railway line which is 131km and has Railway stations in Kahawa, Ruiru, Juja, Thika, Kikuyu and Limuru. There exist bus parks in all sub counties 9 paved and 4 unpaved.

Other institutions that are mandated to undertake roads and Transport programmes includes; Kenya National Highways Authority (KENHA), Kenya Rural Roads Authority (KERRA), Kenya Urban Roads Authority (KURA) and National Transport Security Authority (NTSA).

The Department envisages providing sustainable mobility for all by inclusion of non-motorised traffic lanes for the people as well as reduction of air pollution to road users.

The Department of Roads, Transport, Public works and Utilities is committed to improving the existing road network in the rural areas to enable farmers, other small-scale traders move wares to market centres. Furthermore, good roads are essential for the development of commerce,

tourism and other services. Apart from upgrading the existing road network, the Government will build new road network to open up those areas that have in the past been left behind in roads development.

The Department of Roads, Transport, Public Works, Fire and Energy will recognise and collaborate with appropriate partners either directly or indirectly supporting implementation of its programs and projects.

Table 9: Road network in Kiambu County

Road Status in Kiambu County						
Road Labels		Paved		Unpaved		Grand Total
A-International Trunk Roads		157.68				157.68
B-Connecting Provincial HQs		18.08				18.08
C-Connecting District HQs		228.99		4.88		233.87
D-Connecting Divisional HQs		182.00		178.15		360.15
E-Connecting Locations		164.04		575.98		740.02
G-Government Facilities		5.18		8.96		14.14
R-Rural Access Roads		4.34		136.93		141.27
T-Tea Roads		12.14		59.71		71.85
U-Unclassified (have now been classified)		92.96		3503.16		3596.13
Grand Total		865.41		4467.78		5333.19
Status of Roads in Kiambu County						
Class	Excellent	Good	Fair	Poor	Very Poor	Grand Total
A		79.70	77.98			157.68
B			18.08			18.08
C		120.76	78.20	31.17	3.75	233.87
D		153.92	132.09	68.14	5.99	360.15
E		106.39	290.38	257.82	85.43	740.02
G		0.46	10.17	3.50		14.14
R		2.83	66.51	70.15	1.78	141.27
T		9.47	28.99	32.87	0.51	71.85
U	8.75	64.41	1020.26	2380.28	121.22	3596.13

Grand Total	8.75	537.95	1722.67	2843.93	218.69	5333.19
--------------------	-------------	---------------	----------------	----------------	---------------	----------------

1.7.2. Information, Communication Technology

Kiambu County has 98 percent mobile network coverage owing to its location and proximity to the city. Landline coverage has been on the decline due to adoption of new technology and ease of using mobile phones. There are a total of 19 post offices and 14 sub post offices which are fairly distributed in the county. These post offices are; Ruiru, two at Thika, Juja, Githunguri, Karuri, Kiambu, Kikuyu, Limuru and Matathia-Lari post office. There are quite a number of cyber cafes offering internet access hence easy access of communication. This has been possible due to introduction of fibre optic cables in the county. Many residents listen to local FM and radio stations mainly Kameme, Inooro and Coro FM for primary information in addition to other national stations. The citizens are able to watch a variety of TV stations operating in the country. There is one Huduma centre located at Thika where citizens access government services.

1.7.3. Energy access

Kiambu county 98 percent coverage of electricity with effective coverage on the last mile programme. There has been an increase in the connectivity of rural household to electricity due to rural electrification programme. The total household connected to electricity is 70 percent, and this number is expected to rise to 100 percent in the year 2022. Solar energy has less than 5percent coverage, while Biogas use is at 25 percent especially by farmers in Githunguri, kikuyu, Limuru and other sub-counties where dairy farming is practiced. Wind coverage as a source of energy is not active; however it is being tested in a pilot project in Nachu-Ndeiya. This has been supported by UN habitat in the promotion of renewable energy. Utility directorate has installed flood mast as follows; 56 no. 30m high, 9no. 20M high and 139 no. 15 M high all distributed in all the sub counties and 235 street lighting through WB financing. Kenya power and Lighting Company has played a key role in street lighting, installation of flood masts; 12 in Thika, 11 in Kiambu, 5 in Kikuyu, 11 in Limuru, 11 in Ruiru, 11 in Juja and 9 in Kiambaa. These flood masts are of 30M in height.

1.7.4. Housing: Types

Housing is a basic human necessity. It is a measure of the standard of living as well as the welfare of each household. It accounts for a significant share of person's income. The high rate of population coupled with rapid urbanisation accounts for the severe housing problems, particularly in the urban centres. This is manifested in low quality housing with inadequate utility services and infrastructure.

According to the Kenya Population and Housing Census, 2009 analysis of the County's housing tenure indicates that there are 469,244 housing units under different tenure in the county.

Table 10: Number of housing units by type of housing

S/no	Type of housing	Total units
1	Individuals owned	205,447
2	Individually constructed rental units	202,170
3	Government housing	5,443,
4	Local government housing	3,138
5	Private companies	17,428
6	Faith based organizations	1,797

1.7.5 Fire and Rescue Services

The Directorate has measures in place for emergency fires and accident in the section of Fire and rescue. The Directorate plans to build capacity in all the Sub-Counties to ensure timely fire response. All sub-counties fire stations should be operational on 24hours. Besides other achievements which includes; Emergency response time was reduced, Fire Safety Audit Training of Fire Officers, Installation of Fire hydrants, Construction of Fire Stations, projects for Limuru, Githunguri and Kiambu ongoing. There twelve fire vehicles, one utility vehicle and three terrain vehicles that were received from NAMSIP and the National Government.

1.8. Land and Land Use

Land in Kiambu is put under diverse uses these include industrial, agricultural, commercial, wetland forest and public land where we have public utilities and amenities.

1.8.1. Land ownership categories/ classification

There are three categories of land; public land is approximately 5%, community land 0.01%, whereas private land is approximately 94.99%.

1.8.2. Mean holding size

The average mean holding size of land is approximately 0.045 hectares on small scale and 69.5 hectares on large scale. The small land holdings is mostly found in upper parts of Gatundu North, Gatundu South, Kiambaa, Limuru and Kikuyu constituencies. Indeed the registered land regime facilitated the fragmentation of land beyond what was economical hence majority of farmers are converting their farms into residential plots to supplement the meagre income from the farms. The large land holdings are usually found in the lower parts of the county especially in Juja constituency and the upper highlands in Limuru and Lari constituencies.

1.8.3. Percentage of land with title deeds

The official land records indicate that 85 per cent of land owners in the Kiambu County have title deeds to their land and there are no recorded cases of incidences of landlessness. The remaining 15 per cent have not received their title deeds. Though 85 per cent of land within the County is registered there are a big number of registered lands that has been subdivided and the titles not registered.

1.8.4. Incidence of landlessness

Land tenure refers to the terms and conditions under which rights to land and land based resources are acquired, retained, used, disposed of, or transmitted. Incidence of landlessness is not there as the group to be considered landless are the young adults who through inheritance they will finally own land.

1.8.5. Settlement patterns

There three types of settlement patterns as detailed below

Dispersed settlements

Dispersed settlements also known as scattered settlements. They are settlements where the human population is low within a large area of occupation and do not follow a particular trend in settlement. Areas of lower Juja Farm and Mwalimu farm can be classified amongst dispersed settlements in the County. However, this type of human settlement trend is quickly being overtaken by events in that land subdivisions are taking place hence attracting population into these particular areas.

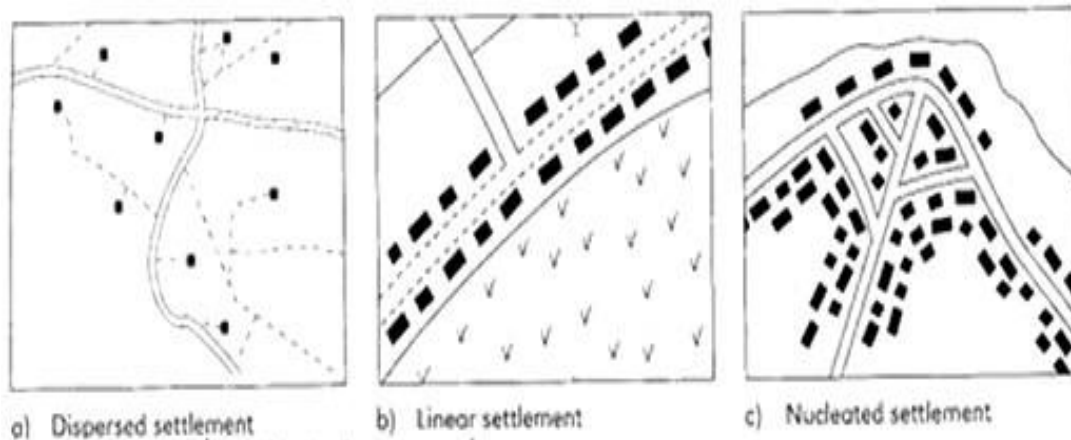
Linear settlements

Linear settlements are normally small to medium-sized settlements that are formed in a long line. Many follow a transport route, such as a road, river, or canal though some form due to physical restrictions such as coastlines, mountains, hills or valleys. In Kiambu, the linear pattern has become characteristic of areas along the Nairobi-Thika highway, Eastern and Northern bypasses as well as along other major roads across the county. This is mainly within urban centres in Ruiru, Juja, Thika and Kikuyu sub-counties.

Nucleated Settlements

A nucleated village or clustered settlement is one in which the settlements cluster around a central focal point, which is close to the needs of the population. Other focal points can be substituted depending on cultures and location, such as a commercial square, circus, crescent, a railway station, park or a sports stadium. Examples in Kiambu County include Gatundu town, Thika, Limuru and Githunguri towns.

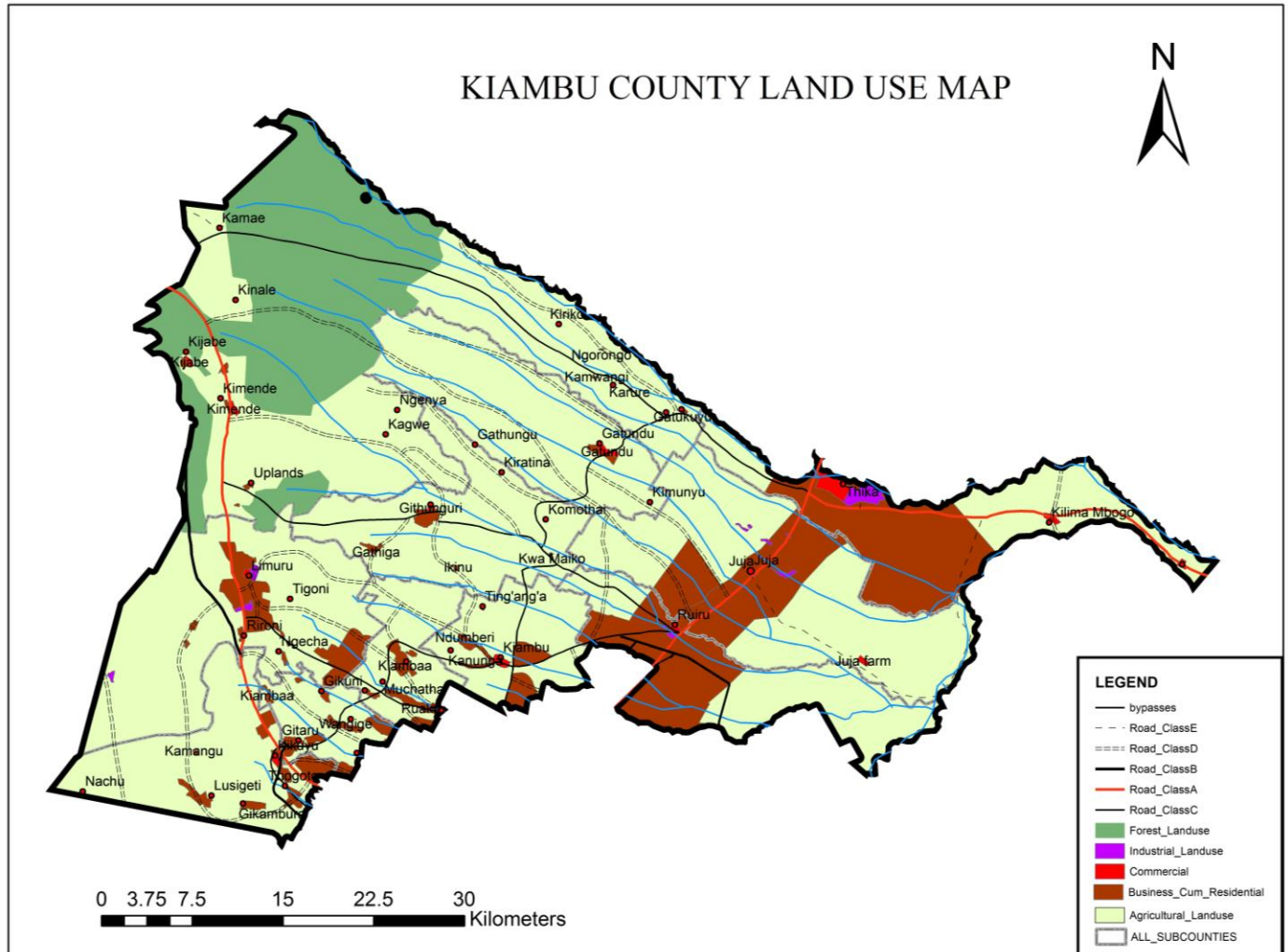
Figure 3: Settlement patterns



1.8.6. Type and size of land

The size of land in the County is 1,878.4 Km² for arable land and 649.7 Km² non-arable land whereas 15.5 Km² is under water mass.

Figure 4: County Spatial Map



1.9. Employment

1.9.1. Wage earners

Most of the employees in Kiambu are wage earners. These are people who are not employed permanently and are supposed to be paid on a daily basis. Their wages are based on agricultural legal notice. According to the Labour office- Kiambu, 75% of them are employed in the tea and coffee estates and horticulture. Among the wage earners are foreigners, especially Ugandans who

are illegally employed because they lack entry and employment permits. Most of the wage earners are illiterate.

1.9.2 Self-employed

There are many self-employed persons within the county. They are mainly construction companies, super markets, jua kali, manufacturing, hotels and bars among others. The self - employed are also employers with some sub- contracting.

1.9.3 Labour force by sector

Coffee and tea estates are the leading sectors hiring labour force. Each estate employs between 100 and 500 workers. Other sectors include, manufacturers who employ 1 to 1000 workers, supermarkets, 1 to 60, bars, more than 20 workers, petrol stations, 1 to 15, security farms, 1 to 500, pharmacists, 1 to 10 and hotels 1 to 20 workers.

1.9.4. Unemployment levels

The level of unemployment is acute. It was estimated to be at 60 %. Most of the unemployed have no skills.

1.10. Irrigation infrastructure and schemes

1.10.1. Irrigation potential

Based on the available surface, sub surface water and water harvesting capacity, Kiambu county has an Irrigation potential of over 62,812 Acres (254 Km²) So far only 7,500 Acres (12%) is under irrigation in Kiambu County. This can be increased if adequate resources are allocated for irrigation, drainage and farm water storage.

1.10.2. Irrigation schemes (small/ large scale)

The county initiated 9 irrigation projects: Kamwamba, Gatina, Wamoro, Kawira, Kiruiru, Nyamuku, Karia and Waruhiu ATC. Water harvesting was promoted and 2 water pans were built; Kimuyu and Waruhiu ATC. Irrigation projects designed include Njuno and Chiboni Githongo.

1.11. Crop, Livestock, Fish Production and Value addition

1.11.1. Main crops produced

The main food crops grown in the county include maize, beans, Irish potatoes, bananas and vegetables. Although maize is the staple food, the county does not produce sufficient maize and beans to feed the population resulting to importation of cereals and grains from other counties. Banana value chain has developed with about 10 farmer groups engaged in basic banana processing into different banana products. Coffee and tea are the main industrial crops grown especially in the upper and lower highlands of the county. There are 21 coffee and 3 pyrethrum co-operative societies which assist in marketing of coffee and pyrethrum.

1.11.2. Acreage under food and cash crops

The county has a total arable land of 1,878.4 Km² of which a total of 21,447 Ha is under food crops and a total of 35,367.41 Ha is under industrial crops. Table 11 shows acreage and production trends of food crops in recent years;

Table 11: Food Crop Production trend

Food crop	2013		2014		2015		2016	
	HA	Production (tons)	HA	Production (tons)	HA	Production (Tons)	HA	Production (tons)
Irish Potatoes	19,057	57,015	18,162	181,620	18,504	166,536	9,198	101,178
Maize	32,330	58,956	34,453	62,015	38,128	68,630	45,982	82,768
Beans	22,233	43,947	26,401	29,041	26,793	29,472	17,428	19,171
Bananas	4,317	92,041	4,279	149,765	3,457	120,995	3,515	123,025

Horticultural crops

Horticultural crop production plays an important role in the economy of Kiambu County. Major vegetables include French beans, snow peas, kales, cabbage, garden peas, tomatoes, spinach and carrot among others. Herbs and spices grown include dhanias, basil, mint, rosemary, parsley and asparagus and are marketed within the country while others are for export market. Pineapples are mainly grown in Gatundu North Sub County, while mangoes are mainly in Thika Sub County. Avocado is grown across the county. In the past floriculture was practiced in Lari and Limuru but farmers from other sub counties including Thika, Juja and Ruiru are now growing summer flowers for export. Table 12 illustrates the production trend of some of the major horticultural crops.

Table 12: Horticulture Crop Production trend

Horticulture crop	2013		2014		2015		2016	
	HA	Production	HA	Production	HA	Production	HA	Production
		(Tons)		(Tons)		(Tons)		(Tons)
Cabbages	2,285.70	42,203.00	2,287.88	53,874.00	1,682.00	17,154.10	1,097.20	23,735.70
Carrots	766.40	12,092.00	897.30	15,331.50	813.80	15,335.00	509.70	11,349.50
Kales	5,699.00	158,955.00	3,803.05	111,397.70	3,668.20	113,638.50	2,240.70	66,941.20
Spinach	1,634.50	34,599.00	1,208.30	26,078.65	856.90	22,419.70	1,481.00	14,167.50

Industrial Crops

Coffee and tea are the main industrial crops grown especially in the upper and lower highlands of the county. Macadamia is an upcoming crop. Production of pyrethrum is low in the county after farmers shifted to other crops. There are 21 coffee and 3 pyrethrum co-operative societies which assist in marketing of coffee and pyrethrum. Table 13 shows the production trend of the main industrial crops.

Table 13: Industrial crops production trend

Industrial crops	2013		2014		2015		2016	
	Area (HA)	Quantity	HA	Quantity	HA	Quantity	HA	Quantity
		(Tons)		(Tons)		(Tons)		(Tons)
Coffee	2,286	42,203	10,800	9,658	10,288	9,332	9,800	12,623
Tea	766	12,092	16,795	442,226	16,940	217,477	17,840	229,031
Pyrethrum	5,699	158,955	5	1	4	1	3	1
Macadamia	1,635	34,599	811	5,677	818	5,726	809	5,663

1.11.3. Average farm sizes

The average holding size of land is approximately 0.36 Ha on small scale and 69.5 Ha on large scale

1.11.4. Main storage facilities

Farming in Kiambu County is mostly small scale due to subdivision of land into small units thus most of the food crop produced is for immediate consumption while surplus is stored in on-farm storages, granaries and also in house storage. However for the large scale production the main storage facilities available are the National Cereals and Produce Board (NCPB) silos.

1.11.5. Agricultural extension, training, research and information services

The county has extension officers deployed in the ward, Sub County and county levels. Waruhiu Agricultural Training Center (ATC) in Githunguri hosts both residential and non-residential farmer trainings. The ATC has a demonstration farm that farmers can access all year round. Eighty greenhouses and fish ponds have been set up as demonstration farms and are spread across the sub counties. Agricultural Mechanisation Service (AMS) based in Ruiru is an institution providing mechanization services to farmers across the county. Agricultural Technology Development Centre in Ruiru provides training to farmers

1.11.6. Main livestock breeds and facilities

Dairy industry is the leading enterprise with nearly 70% of the farm families keeping an average of 2-3 cows under zero grazing systems. Milk is the major livestock product in Kiambu county and currently leading in Kenya. Production has increased from 264,773,621 litres in 2013 to 308,818,919 litres in 2016. In order to facilitate milk value addition, eleven bulk milk coolers with a cumulative capacity of 39,000 litres have been procured and issued to farmer dairies including Muguga, Kiriita, Mangu, Karatu, Gatamaiyu, Ndumberi, Bibirioni, Githiga and Ngewa. Two pasteurizers procured; one of 5000 litres installed in Muguga and another of 5000 litres per hour capacity for Kiambaa.

Poultry and pig keeping continue to take precedence after dairy farming. Egg`production and pig production is the second, more so, in income generation. According to 2017 data provided by the department of Agriculture, Livestock and Fisheries Kiambu County, the numbers of livestock in the county were as follows: 247,706 cattle, 139605 Sheep, 102366 goats, 2,550,523 poultry, 52588 pigs and 10227 donkeys. Agro-processing industries in the County include Brookside Dairies, Githunguri Dairies, Ndumberi Dairies, Limuru Milk and Palmside Dairies and local food processing factories such as Farmers Choice Ltd and Kenchic Co. Ltd. The county has 216 Communal cattle dips, out of which 7 are functional and 209 are non-functional. The presence of

Wangige wholesale market and Gitaru market for eggs; and Ndumbu-ini slaughter house for pigs continue to provide market outlet that favour the enterprises.

1.11.8. Fisheries

The main fish species farmed in the county is Tilapia and cat fish which are warm water species. Recreational fishery (sport fishing) is practiced mainly in Gatamaiyu fishing camp in Lari Sub County. The county has potential for cold water fish e.g. trout in Lari sub county.

1.11.9. Apiculture (bee keeping)

Apiculture (bee keeping;)Having known the importance of honey to human health, adoption of bee keeping in the county has gradually increased leading to an increase in the Kgs of honey produced as well as the farmers' income. Beekeeping is scattered in the county and most farmers use Langstroth hives, Top Bar Hive and Log Hives. The production of honey has risen from 102,397 Kgs of honey produced in 2014 to 114,000 Kgs in 2017. The value of honey in Kshs has also increased from Kshs 51.2 Million in 2014 to 56 Million shillings in 2017.

1.12. Oil and Other Mineral Resources

1.12.1. Mineral and Oil potential

The arid parts of the county mainly Ndeiya and Karai in Limuru and Kabete constituencies contain diatomite deposits that are unexploited. There is therefore great need for investment in the area to determine economic viability of the deposits. Exploration for other mineral deposits also needs to be enhanced to determine whether other deposits are available especially in the arid areas of Ndeiya and Karai.

1.12.2. Ongoing mining and extraction activities

Mining involves extraction of minerals from the ground/earth. The main mining activities include natural gas exploitation in Lari constituency by Carbacid Company Limited and extraction of ballast, hardcore, gravel, murram, sand and building stones in Juja, Gatundu South and Gatundu North Constituencies.

1.13. Tourism and Wildlife

1.13.1. Main tourist attractions and activities

The county has several tourist attraction sites which include Kereita forest and Great Rift Valley View Point in Lari Sub Count; PCEA Church of Torch, Ondiri Swamp and Watson Memorial in Kikuyu Sub County; Chania Falls, Fourteen falls, Mugumo Gardens and Aramati Thigira Cultural Centre in Thika Sub County; Old Italian Church and Italian Prisoners of War in Juja Sub County; Paradise Lost in Kiambu Sub County, Maumau Caves and Gatamaiyu Fish Camp in Gatundu and various Historical sites in Gatundu and Githunguri Sub Counties. Main activities in these sites are; site seeing, boat riding, viewing of the Great Rift Valley, zip lining, hiking trails, social activities among others.

1.13.2. Classified / major hotels

The county has more than 682 unclassified hotels and 694 bars and restaurants which are well distributed within the county. Availability of such facilities in this county is affected by its close proximity to Nairobi where tourist facilities of all classes exist in abundance. Main hotels in the County include Ruiru Rainbow Hotel and Paradise Lost in Ruiru sub County, Blue Post Hotel in Thika, and Mugumo Gardens. The county also host some of the best golf clubs in the county such as Tigoni Golf Club, Ruiru Golf Club and Sigona Golf Club. These facilities are highly utilized due to the county's close proximity to capital city of Nairobi.

1.13.3. Main wildlife

Kiambu County has few wildlife resources mainly in Lari Sub County. An example is Kinale forest whose ecosystem constitutes of a dense forest with elephants, hyenas, bush baby, baboons, colobus monkeys, dik-dik, bush pigs, tree and ground squirrels, porcupines and many species of birds such as weaver, guinea fowls, sparrow among others.

1.13.4. Wildlife conservation areas

Most wildlife conservation areas are also concentrated in Lari Sub County. At Kereita forest, programme of "Plantation Establishment and Livelihood Improvement Scheme" is highly done through the support of Kenya Forest Service in conjunction with the local community. Other measures include electric fence to contain wild animals.

1.13.5. Total number of tourists visiting attraction sites annually

The County's attractions sites attract a large number of tourists annually. The leading sites are Kereita forest, Chania and Fourteen Falls, Maumau Caves with most number of visitors being domestic tourists.

1.14. Industry and Trade

1.14.1. Markets

The county is well endowed with 118 designated markets spread across the county. Main markets are Gatundu Modern Market in Gatundu South, Kamwangi market in Gatundu North, Juja Market in Juja Sub county, Jamhuri and Madaraka markets in Thika, Githurai and Ruiru in Ruiru Subcounty, Githunguri market in Githunguri Sub county, Wangige main Market and Wangige egg shed in Kabete sub county, Kangangi market in Kiambu Sub County, Limuru Barter Hawaker market in Limuru, Karuri market in Kiambaa Sub County, Dagoretti and Kikuyu Markets in Kikuyu Sub County and Kimende market in Lari Sub county. Wangige egg shed is the biggest open egg market in the entire region of East and Central Africa.

1.14.2. Industrial parks

The county has a gazetted and an established industrial park; Tatu City in Ruiru Sub County. The park is also a Special Economic Zone. The county has many industries especially in Thika, Juja, Ruiru and Limuru towns with a concentration of manufacturing sub sector. There also exist many Jua Kali groups with approximately 30 officially registered. There are more than 200 bodaboda sheds for bodaboda operators across the county.

1.14.3. Major industries

The county host major industries for all sector of the economy with a concentration of Agro processing and manufacturing sectors. These industries act as a major source of employment and market outlet for agricultural and non-agricultural products both for domestic use and export. The agro processing industries are spread across the county and includes Farmers Choice Ltd,

Kenchic Co. Ltd, Brookside Dairies, Githunguri Dairies, Ndumberi Dairies, Limuru Milk and Palmside Dairies, among others.

Thika sub County has more than 58 industries which include Bidco Oil Industries, Thika Motor Vehicle dealers, Thika Pharmaceutical Manufacturers Limited, Devki Steel Mills, Broadway Bakeries, Kenblest Industry, Kel Chemicals, Thika Rubber Industries Limited, Macadamia Nuts, Campwell Industry and Kenya Tanning Extracts Limited. In Ruiru Sub County, the major industries include Clay Works as well as Spinners and Spinners. The Bata Shoe Factory which is the country's major producer of leather products is located in Limuru Sub County.

1.14.4. Types and number of businesses

The county is well endowed with all types of businesses which include mega stores, large traders, transport operators, financial services providers among others. The total number of registered business is estimated at 72,000. Thika Sub County has the highest number of registered businesses estimated at 10,000 whereas Gatundu North Sub County has the minimum number estimated at 1,199. Mega stores, large traders and petrol filling stations are estimated at 63, 5,348, and 219 respectively. Financial services provider are spread across the county with more than 560 service providers registered.

1.14.5. Micro, Small and Medium Enterprise (MSME)

Kiambu County has a total of 2,647 SMEs and over 50,000 Micro Enterprises. These enterprises have boosted the county's economy through provision of goods and services, enhancing competition, fostering innovation, generating employment and in effect made the county have the highest per capita income in the country.

1.15. Forestry, Agro Forestry and Value addition

1.15.1. Main Forest types and size of forests

The main forests types in the county are natural, plantation and private forests. Exotics are mainly planted in private farm forests but the data on the specific forest size is not available through plans to carry out a survey are in process. The county has eight gazetted forests with the

major ones being Kieni and Kinale forests. The total acreage of Kiambu county gazetted forest is 40,032.81 Ha as shown in table 14.

Table 14: Names of the forests and acreage

	Forest name	Area(Ha)
1.	Kieni	13,723.6
2.	Kinale	10,504.87
3.	Kireita	4,722.15
4.	Ragia	3,591.0
5.	Upland	3,477.4
6.	Kamae	3,024.49
7.	Thogoto	764.0
8.	Muguga	225.3
	Total	40,032.81

1.15.2. Main Forest products

The main products from gazetted forests are timber and water. Timber is mainly used for:-

- Supporting construction industry
- Power line transmission
- Fuel wood

Private forestry plays a key role in substituting dominance in sourcing vital forest products and services from gazette forests. Small scale to large scale woodland establishment on the farm is evident and farmers have majored on:-

- Timber production
- Fodder production
- Medicinal herbs
- Riparian rehabilitation
- Apiculture
- Aquaculture
- Fruit tree production

This sector is becoming interesting and playing a major role in livelihood empowerment as well as finance resource mobilization. The interaction between forests and the adjacent community is worthwhile. The communities downstream directly depend on the water resource in the forest

where abstraction is being embraced. This results in the increase of farms production that upscale food security levels within Kiambu and also adjacent counties. It also further promotes health status of the communities and thus resulting in increased productivity.

1.15.3. Farm forestry

The main income generating activity in the county is commercial forestry. Farmers plant trees for commercial purposes in the form of timber and poles.

1.15.4. Markets and Value chain development of forestry products

One of the challenging area on forestry development within the county is on marketing and value chain development. This is evident on private farms where there is minimal co-ordination and direction between the producers and the market information. This promotes middlemen who exploit the producers by giving very low prices on the farm forestry products. Fruit tree production has of recent time grown and market access have started showing up.

1.16. Financial services

1.16.1. Number of banks, Micro finance institutions, mobile money agents and SACCOs with FOSAs

There are a total of 18 commercial banks operating in the County. In addition, there are 31 microfinance institutions, four village banks, 12 insurance companies and 520 SACCOs in the county. Where main entities does not exist physically, they have adopted agency banking models to reach their services across the county. This is an indication of vibrant economic activities across the county that are able to sustain the financial sector making it one of the fastest growing sectors in the county over the last five year before enactment of interest rates.

1.16.2. Distribution /coverage of financial services by sub-county

Financial services are spread across the county based on economic activities in the region. Commercial banks are highly concentrated in major urban centers with Thika, Kiambu, Limuru having 15, 9, 9 banks respectively. However, Gatundu North Sub County has no commercial bank in its jurisdiction apart and the major financial institution is Microfinance Institution TAI Sacco. Some of the banks such as Equity Bank Ltd, Kenya Commercial Bank and Family Bank

Limited have branch presence in almost all the Sub Counties. Micro Finance Institutions, Sacco and mobile agents are also spread across the county.

1.17. Environment and Climate Change

1.17.1. Major degraded areas / hotspots and major contributions to environmental degradation

Over the years there has been an increase in environmental deterioration through depletion of resources, destruction of ecosystem, habitat and extinction of wildlife. Kiambu County is not exceptional from the increased environmental degradation. The major degraded areas in Kiambu County are forests and Rivers. Kinale and Kieni forests have faced major deforestation due to population demand for shelter and fuel and encroachment for farming demand. In addition rivers like Athi River have experienced much pollution through dumping of waste which comprises of effluents, agricultural chemicals and industrial waste.

1.17.2. Environmental threats

The major contributors to environmental degradation are; increased population leading to massive deforestation and encroachment of water catchment areas. In addition, industries have emissions that have led to lot of air and water pollution. Farming has also led to pollution due to the release of various agrochemicals in the water sources.

1.17.3. High spatial and temporal variability of rainfall

The county experiences bi-modal type of rainfall. The long rains fall between Mid-March to May followed by a cold season usually with drizzles and frost during June to August and the short rains between mid-October to November. The annual rainfall varies with altitude, with higher areas receiving as high as 2,000 mm and lower areas of Thika Town constituency receiving as low as 600 mm. The average rainfall received by the county is 1,200 mm. The mean temperature in the county is 26°C with temperatures ranging from 7°C in the upper highlands areas of Limuru and some parts of Gatundu North, Gatundu South, Githunguri and Kabete constituencies, to 34°C in the lower midland zone found partly in Thika Town constituency (Gatuanyaga), Kikuyu, Limuru and Kabete constituencies (Ndeiya and Karai).

1.17.4. Change in water levels or glacier

There are various areas that act as reservoir for biodiversity in Kiambu County which are prone to destruction be it through natural means or by human being interference. This has been brought about by overgrazing, encroachment and poor agricultural practices, high population pressure, high cases of fire outbreaks, pollution through dumping of waste (effluent, agricultural chemicals and industrial waste), lack of law enforcement and policy implementation and increased quarrying. These areas include: Manguo, Ruromo and Ondiri swamps, Sulmac in Kamae area which is a source of River Karimenu, Kijabe- Escarpment forest strip, catchment of River Bathi and Gatamaiyu in Kinale, Muguga gully, Limuru (Kwambira), Kiracha and Riu Nderi wetland and Shauri quarry.

This in turn has led to loss of habitat that act as a breeding ground for various water birds, interference with water discharge system resulting to reduced volumes of rivers, high cost of water treatment, eutrofication effects on water quality and quantity, land degradation, soil erosion, landslides during rainy seasons and increased incidences of waterborne diseases(typhoid).

1.17.5. Solid waste management facilities

The main solid waste management facilities in Kiambu County include landfills, dumpsites, incinerators, recycling facilities and bio-decomposers. These solid waste management facilities are spread across the county as follows: one landfill in Kangoki which is a pilot project, Gatunyaga Asbestos disposal site, six dumpsites in Gatundu South, Kiambu, Ruiru, Gacharage, Limuru and Githunguri. There are eight incinerators for girls' secondary schools (demonte-fort), Lang'ata Hospital in Githurai and Thika Level 5 Hospital. The recycling facilities include; two Taka Taka solutions (composting facility) in Kiambaa Sub County and three Alternative Energy Solutions Limited (AESL) - Prolysis plant in Thika Sub County. There is also a bio decomposer in Kangoki composting facility which is a pilot project in Thika.

1.18. Water and Sanitation

1.18.1. Water resources

Kiambu County is endowed with both surface and ground water resources. The county has sixteen permanent rivers originating from Aberdare Ranges, which is the main water tower for the county. The major rivers that meet the county water demand are; Ndarugũ, Thiririka, Ruiru, Kamiti and Kiu, all of which eventually drain into Athi River, and five major wetlands are; Kikuyu, Lari, Theta, Kiganjo and Gacii wetlands.

The eastern part of the county that includes Thika, Gatundu, Ruiru and Juja is well endowed with surface water from Chania, Thika, Karimenu, Ruabora, Ndarugu, Thiririka, Theta, Mukuyu, Ruiru rivers. The western part of the county that includes Limuru, Kikuyu, Kiambu, Karuri, Lari and Githunguri areas has limited surface sources, hence rely on underground water sources mainly boreholes. However, some areas of ground water sources have high fluoride levels which cause negative effects to both people and livestock, and residue effects in crops.

Table 15: Catchment discharge (m³/day)

River	Low	High
Kamiti	3,620	216,000
Ruiru	38,790	1,331,300
Thiririka	2,160	776,740
Ndarugu	3,500	662,770

Ground Water

Kiambu County is in a sub catchment that has two main aquifers; the Nairobi Suite and Basement Athi Suite. Most of the ground water exploitation is from the Nairobi Suite which is predominantly volcanic. Kiambu County falls within the Upper Athi Catchment Area, which covers seven Sub-Catchments as shown below:

- 3BA (Nairobi)
- 3BB (Kamiti, Riara, Kiu),
- 3BC (Ruiru, Mukuyu, Gatamaiyu),
- 3BD (Thiririka& Theta),
- 3CB (Ndarugu, Ruabora)
- 4CA (Chania)
- 3DA (Athi River)

1.18.2. Water supply schemes

Kiambu County has a total of eight main licensed water management institutions. Table 16 shows the area coverage and the percentage sustainable water usage by every company.

Table 16: Water companies area coverage and water usage

S/no	Water company	Area coverage in KM ²	Percentage of sustainable use
1.	Limuru water and sewerage company	108	80
2.	Kikuyu water company	41	80
3.	Kiambu water and sewerage company	32	80
4.	Karuri water and sanitation company	18	60
5.	Githuguri water and sanitation company	98	87
6.	Ruiru Juja water and sewerage company	175	76
7.	Gatundu water and sanitation company	150	80
8.	Thika water and sewerage company	254	65

In the county, 46% of the populations are not currently served by Water Service Providers (WSPs). These areas are served by Community Based Organizations (CBOs), private water operators and direct abstraction from surface and ground water sources.

1.18.3. Water sources and access

Access to clean and safe water is foundational to the development of any community. The county is endowed with 16 permanent rivers; the distance covered to access water from the nearest water accessibility point differs from one Sub County to another. The shortest distance covered is less than a kilometer while the largest is about 2.5 kilometers. In Gatundu North, Gatundu South, Limuru, Lari, Githunguri and Kiambaa sub counties, the distance is approximately 2 kilometers. In Juja, Thika and Ruiru sub counties the distance to the nearest water point is less than a kilometer. In Kiambu and Kabete sub counties the distance is approximately 1.5 kilometers while Kikuyu records the longest distance of about 2.5 kilometers.

1.18.4. Water management

To achieve sustainable development goal six: Ensure availability and sustainable management of water and sanitation for all. The county is using the following policy measures in water management:

- Enactment of the Kiambu Water and Sanitation Services Act, 2015
- Setting up of monitoring and evaluation unit
- Establishment of county WASH club
- Working with GIZ IWaSP to stimulate the formation of a water stewardship platform to implement water resources management activities in Kiambu catchment area. The multi-stakeholder platform has representatives from public, private and civil society organizations.
- Strengthening reporting systems by WSPs
- Increasing investment in human resources for the sector
- Develop and implement a water resource mobilization strategy.
- Ensure and ring fence water sector revenues
- Promote bottom-up budget preparation
- Lobbying for more budgetary allocation in water resources management
- Create and institutionalize a county water sector fund
- Leverage additional resources from the private sector, civil society organizations and other stakeholders to promote sector investment
- Increase private sector participation in decision making

1.18.5. Sanitation

Kiambu County is considered as 60% urban with numerous peri-urban centres mushrooming rapidly due to land use changes. There are twelve main urban centres within the county out of which five, namely, Thika, Kiambu, Limuru, Ruiru and Juja urban centres have convectional sewer treatment system. Apart from Ruiru and Juja treatment works the rest of the treatment works are old and currently treating beyond their design limits. Kiambu sewer treatment works was constructed in 1974 with a design capacity of 1,000m³/day. It's currently receiving 2,200m³/day; Limuru was commissioned in 1984 with a design capacity of 540m³. It's currently receiving 2000m³/day; Thika was constructed 1978 with a design capacity of 6,100m³/day. The treatment facility is currently receiving 8,000m³/day. In order to address the shortfalls, Thika treatment works is currently undergoing improvement through donors funding. The capacity of

the treatment system is expected increase by 6500m³/day when the on-going improvements works are completed. The following improvement is on-going in Thika and Juja

- Construction of 77km of trunk and reticulation sewers in Juja and Thika towns
- Construction of 12No. Thika ponds (6,522m³/day).
- Modification of existing Thika ponds.

Ruiru and Juja convectional treatment sewer works are work in progress. Upon completion Ruiru is design to treat 10,000m³/day and total length of 57, 440m of trunk and subsidiary sewer line installed. Juja upon competition will treat 10,000m³/day and total 7700m lengths of trunk sewers line installed. A substantial number of the developing centres within the county are not served by the sewer system. The urban and peri-urban areas which are not served by the sewerage network use septic tanks as an alternative mode of sanitation.

Garbage collection and disposal around the urban centres within the county of Kiambu is at 75%. The average number of residents in a household is 5persons/household, with an average daily waste discharge of 0.53 to 0.65kg/person/day (JICA, 2010). Seventy two (72) private firms and 26 registered youth group compliment Kiambu county government in waste collection.

An engineered semi aerobic landfill (Fukuoka method) has been constructed at Kangoki in Thika Sub County, the first of its kind in Kenya and Africa which will handle solid waste from sub-counties after commissioning. The new technology will be accompanied by a modern waste segregation unit and composting facility. A pylorisis plant for recycling plastic waste is in place at Thika Sub County.

Public sanitation facilities in Kiambu county are spread in the various sub counties as follows: one in Juja sub county, two in Gatundu South sub county, two in Lari sub county, three in Ruiru sub county, four in Gatundu North sub county, three in Githunguri sub county, five in Kiambu sub county, three in Kiambaa sub county, four in Limuru sub county, six in Kikuyu sub county, five in Kabete sub county and twenty one in Thika sub county.

1.19. Health Access and Nutrition

1.19.1. Health Access

The county has public and private health facilities spread across the county. In total, there are 505 health facilities; 108 are public health facilities, 64 are faith based health facilities and 333 are private health facilities. The public health facilities are broken down as follows as per the KEPH levels.

- 70 Dispensaries offering Level 2 Services
- 24 Health Centres providing Level 3 Services
- 11 Hospitals providing Level 4 Services
- 3 Hospitals offering Level 5 Services

Further, the health facilities are distributed across the sub counties as shown in table 17.

Table 17: Health facilities across the sub counties

Sub county	Health facilities by sub county 2017			
	Government	FBO	Private	Total
Limuru	8	6	28	42
Lari	16	6	22	44
Gatundu South	8	8	8	24
Kiambaa	8	3	20	31
Githunguri	14	4	16	34
Ruiru	5	4	46	55
Kiambu town	6	4	35	45
Kabete	4	5	34	43
Juja	8	5	24	37
Gatundu North	10	1	10	21
Thika town	14	12	60	86
Kikuyu	7	6	30	43
Total	108	64	333	505

The County is served by a good road network hence easy access to health facilities, with the average distance to the health facilities being 7kms. The total number of health workers in the

county is 2,652, distributed across the sub counties as shown in table 18. Further, the doctor/population ratio is 1:6667, while the nurse population ratio is at 1;1110.

Table 18: Number of health workers across the sub counties

Subcounty	Number
Gatundu South	315
Gatundu North	116
Juja	88
Ruiru	156
Githunguri	154
Kiambu	426
Kiambaa	194
Kabete	91
Kikuyu	58
Limuru	261
Lari	125
Thika	668

1.19.2. Morbidity

The common illnesses affecting the residents of Kiambu County are mainly communicable diseases, though the Non communicable diseases are on rise. This is contributed by the climatic change (communicable diseases) and life style (non communicable diseases).

The top five causes of morbidity in the year 2016 include: Respiratory diseases, which had 1,006,395 hospital cases, disease of the skin had 190,576 cases, diarrhoea disease had 140,493 cases, urinary tract infection had 101,120 cases, and hypertension had 82,882 cases.

1.19.3. Nutritional status

Good nutrition is a prerequisite for the county development and for the well-being of individuals. Adequate nutrition is critical to children’s growth and development, and its importance is articulated in the Constitution of Kenya (2010), recognizing adequate food and nutrition as a human right (Article 43), and that every child has the right to basic nutrition (Article 53).

Kiambu County has 252,770 children under five years, with stunting level according to KHDS (2014) at 15.7%, wasting at 2.3% and underweight at 5.1%, while the national stunting level is at

26%, wasting at 4%, and underweight is at 11%. The projected global 2025 targets are to reduce stunting by 40%, reduce and maintain childhood wasting to less than 5%, reduce low birth weight by 30% and to ensure that there is no increase in childhood overweight.

1.19.4. Immunization coverage

In 2016, the county had immunization coverage of 89% (51,419) of the children aged below one year who were fully immunized. This means that there was still 11% of unreached children in the county due hard to reach areas such as slums, plantation worker's children and religious sects, and inadequate supply of commodities and logistics.

1.19.5. Maternal health care

Currently facility based maternal mortality ratio in Kiambu county stand at 78/100,000 live births. In 2016, there were 36 maternal deaths reported in the health facilities. Haemorrhage and hypertensive disorders during pregnancy are the major causes of maternal mortality which occur mostly in the referral hospitals, attributed to second and third delays (facility) and late referrals.

Total number of skilled deliveries in 2016 were 62,476 mothers, while in the last 10 months, 57,580 skilled deliveries were conducted. This has been accelerated by free maternity initiative and many mothers from outside the county prefer to seek services in our facilities. Skilled delivery in the county is at 88.5%.

172,996 antenatal clients were attended in the last 10 months, compared to 192,907 in the year 2016. In the last 10 months, 63,081 clients attended FANC first visits, while 29,362 attended the 4th visits. In 2016, first visits were 61,291 clients and 4th visits were 35,268 clients. Beyond zero outreaches is also used to offer these services, along with other SRH services. The county's fourth FANC visit is at 56%. It's also worth noting that for the two years, 582 adolescents aged 10 -14 years presented with pregnancy (356 in 2017 and 226 in 2016).

45,348 clients both mother and infants had postnatal services within 6 days in the last 10 months, which is an increase from 30,553 clients in the year 2016.

1.19.6. Access to family planning services/Contraceptive prevalence

Kiambu County has Contraceptive Prevalence Rate (CPR) of 74%, much higher than national CPR of 58% with a total fertility rate of 2.7, which is among the lowest in the country (KDHS, 2014). Total family planning attendances for the last one year were 226,176 clients compared to 255,911 for year 2016. In terms of method, mix short Term FP methods still remains popular at 186,750 clients last year against 39,356 for the long-term FP method which slightly improved from 36,855 clients the previous year (2016). The country has a rapidly growing population with the majority (24%) being below 20 years. This young population puts great demands on provision of family planning service along with other health services. 52, 344 youth and adolescents received family planning services in the last 10 months compared to 37,794 clients the year 2016, this is 58% improvement. Cervical Cancer screening has also been closely linked to family planning services, 22304 clients were screened via VIA/VILI with 622 positive in 2016, while 16,585 clients were screened with 420 positives in last 10months ,152 clients accessed Cryotherapy treatment in the same period of time.

1.19.7. HIV and AIDS prevalence rates and related services

Kiambu County is ranked among the 18 high burden counties with a prevalence rate of 5.6 % according to the latest HIV estimates released in 2016. With the County ranking 6th in terms of the HIV burden in the Country, the implications of the HIV epidemic in the county are enormous as they mainly affect the young and productive members of the society. The adverse effects continue to affect all the sectors economically and socially as most resources are directed to treating the infected and other support to affected individuals and families. (Kenya HIV Estimates, 2015)

To date, the county has made significant progress in the fight against HIV/AIDS. The Modes of HIV Transmission Study (MoT) report of 2008 and Kenya AIDS Indicator Survey (KAIS) in 2012 indicates the HIV prevalence for the county as still high with new HIV infections estimated at 4,273 among the adults, 1,199 among the young people (age 15-24 years), 353 among adolescent (age 11-19 years) and 76 among the children (0-14 years) annually. The total number of infected population is around 70,971.

1.20. Education, Skills, Literacy and Infrastructure

1.20.1. Pre- School Education (Early Childhood Development Education)

The county has a total population of 99,061 children falling within the age group of 3 to 5 pre-school). The total number of ECDE teachers is 5370 with public centres having 1200 ECDE teachers. The teacher to pupil ratio is 1:28. The total enrolment for ECDE is 99,061 pupils. 33,336 pupils have been enrolled in public ECDE comprising 17,071 males and 16,266 females while private ECDE centres have total enrolment of 65,725. The gross enrolment rate is 71.70% with completion rate retention and transition rate falling at 95%. There are 98 schools for pupils with special needs where 3163 pupils have been enrolled.

1.20.2. Primary Education

There are 948 primary schools in Kiambu County out of which 476 are public and 472 are private. The total number of primary school teachers is 21,090 with teacher/pupil ratio being 1:38. The total enrolment is 326,770 with 164,539 males and 162,231 females. The gross enrolment is 106.3 percent while net enrolment rate is 96.9 percent. In addition, the number of pupil enrolled for special needs is 3055. The school infrastructure has greatly improved through devolvement of funds such as constituency development fund. Transition rate was at 80% according to county education office.

1.20.3. Non formal Education

Kenya Institute of Curriculum Development defines non-formal education as “an organized education activity operating outside the established formal education system”. The non-formal education also targets out of school children and youth below the age of 18 years. Non formal education in the county is a flexible way of teaching both children and adult who for one reason or another are not able to attend formal schooling.

1.20.4. Youth polytechnics

There are 34 Vocational Training Centres in the county out of which 31 are operational and 3 are under construction. According to the county vocational education office, total enrolment in 2017 was 4,040 comprising of 2,279 regular trainees and 1,761-part time. Of these 2,418 were male and 1,622 were female. Completion and certification rate of regular trainees was estimated at

67.4 %. There were 130 instructors training different trade areas such as electrical and electronics, motor vehicle mechanics, masonry, plumbing, garment making, hairdressing and beauty, metal processing and carpentry and joinery among others.

1.20.5. Secondary Education

There are 365 secondary school consisting of 271 public schools and 94 private schools. The total enrolment rate is 130,473 out of which 63,939 are males while 65,534 are females. The number of students enrolled for special needs is 573. The number of teacher in private schools is 5402 while those in public schools are 7067. The gross enrolment rate is 86.4% while the dropout rate is 7.5%. The teacher to student ratio is 1:25 percent. As seen the dropout rate indicate 7.55 which shows there is need to put more effort to ensure dropout rate falls to 0%.

1.20.6. Tertiary Education

The county has one public university located in Juja Sub County, namely Jomo Kenyatta University of Agriculture and technology (JKUAT) and 6 private universities, namely Zetech University, Mount Kenya University, Gretsia University, St Pauls University, Presbyterian University of East Africa, Kiriri Womens University of Science and Technology. There are also 4 university campuses which include Lower Kabete campus of University of Nairobi, Upper Kabete campus of university of Nairobi, Kikuyu campus of University of Nairobi and Ruiru campus of Kenyatta University. The county also has 26 colleges of which two are teachers training colleges namely Thogoto and Kilimambogo with a total enrolment of 1,884 of which 679 are male and 1,205 are female. The total enrolment in the various universities in the county is 24,740 with 13,497 males and 11,243 females. The total number of students in colleges is 36,372 with males being 17,474 males and 18,898 females.

1.20.7. Adult and continuing Education

According to the County Adult Education office, the county has a total 4,333 people enrolled for the adult education classes in 162 adult learning centres spread across the sub- counties. Of these, 3,135 (873 male and 2262 female) are enrolled for Adult Basic education classes where they learn basic language, simple mathematics, small business booking, health, agriculture, ICT- operating a phone and bible reading among others. 885 (253 male and 632 female) were enrolled

for primary adult classes which lead to KCPE while 313 were enrolled for secondary school classes learning for KCSE. There were 144 teachers, 65 full time on full time basis and 79-part time. The target group are youths aged 15 years and above and adults.

1.20.8. Technical, Vocational Education and Training

Kiambu County has two operational TVET institutions namely Thika Technical Training Institute and Kiambu Institute of Science and Technology, and two upcoming ones in Kikuyu and Gatundu South Sub Counties. The total enrolment in 2014 in the two operational TIVET/Tertiary Institutions was 7,407 comprising of 2,992 males and 4,415 females.

1.21. Sports, Culture and Creative Arts

1.21.1. Museums, Heritage and Cultural sites

Table 19: Heritage and cultural sites in the county

Name of The Heritage or Cultural site	Location (Sub County and Ward)	Status of ownership
PCEA Church of Torch	Kikuyu Sub County Kikuyu Town Ship ward	PCEA Kikuyu
Mensa Kikuyu	Kikuyu Sub County Kikuyu town ship ward	PCEA Kikuyu
Watson Scott memorial	Kikuyu sub county Kikuyu town ship ward	PCEA Kikuyu
Ngecha Art Center	Limuru Sub County Ngecha – Tigona ward	Privately owned
Paradise lost sanctuary and Mau Mau caves	Kiambu Sub County	Privately owned
Banana hill art Gallery (private)	Kiambaa Sub County Karuri ward	Privately owned
Ondiri swamp (covered lake)	Kikuyu Sub County Kikuyu Township	Public land
Fort smith	Kikuyu Sub County Gitaru Ward	Privately owned
Old Italian Church	Juja Sub county Ndarugo ward	Privately owned
Italian Prisoners of war pillar	Juja Sub County Ndarugo Ward	Privately owned
Mugumo Gardens	Thika Sub County Township Ward	Public land
Manguo swamp Eco tourism	Limuru Sub County Limuru Town Ward	Public private partnership
Mwanya wa Ruhuhu	Limuru Sub County Ndeiya ward	Public land
Idelyc resting Sanctuary place, restraint and meeting place	Kiambu Sub County Kiambu township	Privately owned

Ngengu cow horns community programme	Kiambaa sub county	Privately owned
Mau Mau caves	Thika sub county Township ward	
Aramati Thigira cultural Centre	Township word	Privately owned

1.21.2. Talent Academies

The county boost youth talents through funding and establishment of talent academies. Currently there are no talent academies in the county. However, plans are underway to establish talent academics in all sub counties. The talent academies will focus on talent development and marketing, social economic empowerment to transform and inspire the community, facilitate equitable and sustainable wealth creation and provide a conducive and enabling environment for youth to do business while using technology as an enabler.

1.21.3. Sports facilities

The sports sub sector is mandated to promote and develop sports by providing an enabling environment for a vibrant sporting industry, leisure and recreational. The County has 5 stadiums, these are Thika stadium, Ruiru stadium, Limuru stadium, Githunguri stadium and Gikambura stadium. Thika stadium is the largest stadium in the County. Ruiru and Gikambura stadium has an artificial turf pith and plans are under way to upgrade the rest of the stadium to international standard. There are 60 playing grounds in all the 60 wards and the department has already leveled and installed goal posts in 48 of them.

1.21.4. Libraries /information documentation centres/ Citizen service centres

The Kenya National Library Service (KNLS) has one library in Thika Town located along General Kago road. There are also four information documentation centres in the county. Further, the county has initiated construction of two libraries at Lussengeti in Kikuyu sub county and Karuri in Kiambaa sub county. Karuri will serve as a library and social hall. The two projects are stalled, hence the need to revive them. There are a number of social halls that are for use by the public as summarized in table 20.

Table 20: Libraries and citizen service centres/social halls

S/No	Name of Hall	Sub County	Ward	Status
1	Majengo Social Hall	Thika	Hospital	Stalled
2	Community Social Hall	Thika	Hospital	In use though not equipped
3	Bahati Social Hall	Thika	Mugumoini	Requires infrastructural support, Land under dispute
4	Umoja Social Hall	Thika	Ananasi	Requires infrastructural support-no electricity, water, fence, and it also needs to be equipped
5	Theta Social Hall	Juja	Theta	Stalled
6	Kiambu Community Hall	Kiambu		Renovation stalled
7	Nachu/Kikuyu CDF Social Hall	Kikuyu	Nachu	In use, though infrastructural support is required for maximum utilization i.e. water, equipment, kitchen, security.
8	Karuri Social Hall	Kiambaa	Karuri	Stalled
10.	Mabatini Hall	Thika	Township	In need of upgrading
11.	Lussigeti Library	Kikuyu	Nachu	Stalled

1.21. Community Organizations/Non-State Actors

1.21.1. Cooperative Societies

There are currently 554 registered Cooperative Societies in the County. Out of this, 424 are active while the rest are dormant. Table 21 summarizes type, membership, share capital and gross turnover.

Table 21: Types of Cooperative societies and the membership

Type	No.	Membership	Share capital (Kshs)	Turnover (Kshs)
Coffee cooperative societies	21	51,087.	144, 939,150	701,749,767
Dairy cooperative societies	14	63,180	626,264,645	8,633,665,036
Pyrethrum cooperative societies	3	11,868	1,458,325	15,299,696
Urban Saving and Credit Cooperative Societies (SACCOS)	194	47,021	870,434,495	723,068,452
Rural Saving and Credit cooperative societies (SACCOS)	196	231,,382	1,131,713,046	1,613,921,809
Transport Saccos	87	4946	. 82,660,116	120,103,115
Housing cooperative societies	43	49,062	1,511,556,452	3,702,669,387
Total	554	227,164	4,141,426,963	15,510,477,262

1.21.2. Public Benefits Organizations (PBOs)

For the county to achieve its vision and mission, it has partnered with different benefit organizations in various departments. The PBOs include, NEMA which ensures that the county achieves environment friendly activities, KEPHIS, KDP, NCPB which offers subsidized fertilizers and seed storage, KARLO which performs research works, Kenya Literature Bureau (KLB), Commission for Higher Education, Kenya Power and Lighting Company (KPLC).

1.21.3. Development Partners and the sectors they support

There are different organizations that work hand in hand with the county government to improve the welfare of the residents. The development partners include UN habitat which offers environmental programs, Japanese International Corporation's agency (JICA) which deals with project funding, Food and Agricultural Organizations (FAO), World Bank for project funding and capacity building, International Development Research Centre (IDRC) among others. Development partners that support the health sector include: University of Nairobi CRISSP-PLUS, AMREF Health Africa, KAPTLD (Kenya Association for the Prevention of Tuberculosis and Lung Disease), LVCT Health, NOPE (National Organization of Peer Educators), MPEG (Mamboleo Peer Educators Group), Red Cross, HIGDA ((Health Informatics Governance & Data Analytics Projects), Blood Link, PSK (Population Service Kenya), HSO (Hospital Support Organization), CHAI (Clinton Health Access Initiative), HealthStrat, Philips and Aphia Plus Kamili.

1.22. Security, Law and Order

1.22.1. Number of police stations and posts by Sub County

Kiambu County has 72 police stations, posts and patrol bases as shown in table 22.

Table 22: Police stations, posts and patrol; bases by Sub County

S/No	Sub county	No of Police Station/Police Post/Patrol Base
1.	Kiambu sub county	12
2.	Thika	6
3.	Gatundu North	4

S/No	Sub county	No of Police Station/Police Post/Patrol Base
4.	Gatundu South	6
5.	Juja	7
6.	Ruiru	5
7.	Githunguri	4
8.	Kiambaa	5
9.	Kabete	3
10.	Kikuyu	7
11.	Limuru	7
12.	Lari	6

1.22.2. Types and number of courts

There are three types of courts within the county namely;

- High Court
- Environment and land court
- Magistrates court

The number of courts in the county is as follows:

Table 23: Types of courts and numbers by Sub County

Type of Courts	Location per sub county	Number
High Court	Kiambu	1
Environment and Land Court	Thika	1
Magistrate Courts	Kiambu, Thika, Limuru, Gatundu, Githunguri, Kikuyu	6

1.22.3. Prisons and probation services

There are three prisons in the county located within the following sub counties;

- Ruiru
- Kiambu
- Thika

Probation services

The services are anchored under probation department in the ministry of Interior and National Coordination in the National Government. It has the responsibility of supervising and

rehabilitation of offenders who are convicted and placed on probation, Borstal institution and community services. The department has four programs namely;

- The probation order
- The community service order
- The after care services
- Crime prevention

The above programs are administered within the community, in the probation hostels and at probation day care centres.

1.22.4. Number of public prosecution offices

There are six (6) prosecution offices in the county.

1.22.5. Number of prosecutions over the years

The number of prosecutions in the county for the year 2017 alone was 9885.

1.22.6. Community policing activities

Every station has Community Policing committees which hold meetings regularly and officers from both National and County Governments are invited during such meetings to give their input.

1.23. Social Protection

1.23.1. Child care facilities and Institutions by sub-county

There are children's offices spread across the county some serving two sub counties. These include Kiambu/ Kiambaa, Limuru/Lari, Ruiru, Kikuyu/ Kabete, Thika/ Juja, Gatundu North, Gatundu South and Githunguri

There is one rescue centre located at Thika town. The centre takes in abandoned children who are rescued have no homes to go to from all over the county.

Kirigiti rehabilitation centre, located in Kiambu Sub – County takes in girl offenders from all over the country whose cases have been concluded. It is the only one of the kind in the country

and accommodates up to approximately 100 girls at a time. It also serves as reception centre for child offenders.

At Kirigiti there is also a remand centre that accommodates approximately 100 – 120 child offenders waiting for their cases to be heard.

1.23.2. Social net programmes in the county

The National Safety Net programme (NSNP) is a Social Protection Programme of the government of Kenya, established in September 2013. It is part of government initiatives to improve and enhance social protection delivery in the country.

NSNP represents an important contribution of government's efforts to reduce poverty as articulated in the Kenya vision 2030 and the vulnerability of citizens to economic, social and natural shocks and stresses. The NSNP cash transfers have made positive impact in the lives of beneficiary households by improving their welfare and increasing their resilience.

It was established to provide common operating framework for the current government's four cash transfer programmes which include:

- Cash Transfer for Orphans and Vulnerable Children (CT-OVC) launched in 2004
- Older Persons Cash Transfer (OPCT) launched in 2007
- Persons with Severe Disabilities Cash Transfer (PWSD) launched in 2011
- Hunger Safety Net Programme (HSNP) launched in 2008

Three of the NSNP programmes i.e. **CT-OVC**, **OPCT**, **PWSD-CT** have national coverage and implemented under the Ministry of East African Community, Labour and Social Protection. The two programmes **OPCT** and **PWSD-CT** are implemented in the department of Social Development. The amount paid is **KES 2000** per household per month delivered every two months through appointed payment agent-currently Kenya Commercial Bank. Distribution of funds in Kiambu County is summarized in table 24.

Table 24: Distribution of funds per Constituency Kiambu County (Sept-Oct 2017)

Constituency	OPCT (number)	Amount	PWSD (number)	Amount
Gatundu North	811	3,456,000	163	680,000
Gatundu South	733	3,176,000	106	464,000
Githunguri	830	3,662,000	131	552,000
Juja	862	3,632,000	170	756,000
Kabete	910	4,028,000	120	516,000
Kiambaa	867	3,824,000	98	452,000
Kiambu	841	3,572,000	82	344,000
Kikuyu	795	3,504,000	64	284,000
Lari	828	3,572,000	96	400,000
Limuru	765	3,276,000	122	568,000
Ruiru	675	2,964,000	109	468,000
Thika Town	771	3,256,000	106	464,000

CHAPTER TWO: LINKAGES WITH VISION 2030 AND OTHER PLANS

2.1 Overview

This chapter gives an overview of how the CIDP links with the Kenya vision 2030, medium term plans, other plans, policies and strategies. The linkage with the MTPs and vision 2030 entails the national government programmes/projects and vision 2030 flagship projects in the county. It also highlights the cross cutting projects and programmes involving the county and the neighbouring counties, linkage with sector plans and integration of sustainable development goals in to the plan.

2.2 Linkage of the CIDP with the Kenya Vision 2030, Medium Term Plans and Other Plans, Policies and Strategies

2.2.1 CIDP linkages with the Kenya Vision 2030 and Medium Term Plans

The Kenya Vision 2030 is the national long-term development policy that aims to transform Kenya into a newly industrializing, middle-income country providing a high quality of life to all its citizens by the year 2030 in a clean and secure environment. The Vision is anchored on three key pillars: economic; social; and political.

The Economic Pillar aims to achieve an average Gross Domestic Product (GDP) growth rate of 10 percent per annum and sustain the same till 2030 in order to generate more resources to reinvigorate the economy to meet its envisaged goals and aspirations. The key sectors in this pillar include: tourism, agriculture and livestock, manufacturing, wholesale and retail trade, Business Process Outsourcing (BPO) and financial services.

The Social Pillar seeks to build a just and cohesive society with social equity in a clean and secure environment. The main sectors under this pillar include education and training, health, water and irrigation, environment, housing and urbanization, gender, sports, youth and culture.

The Political Pillar aims at realizing a democratic political system founded on issue based politics that respect the rule of law, and protects the fundamental rights and freedoms of every individual in the Kenyan society.

The Kenya Vision 2030 is phased to be implemented in successive five year Medium Term Plans. The first plan covered the period 2008-2012. The second plan covered the period 2013-2017. The Medium Term Plan (MTP 2018-2022) is the third in a series of successive 5-year plans under which the Kenya Vision 2030 is to be implemented.

The Third Kenya Vision 2030 Medium Term Plan (MTP 2018-2022) will succeed the Second MTP 2013-2017. Like its two predecessors, it will be guided by Kenya Vision 2030 and the constitution of Kenya and incorporate the priorities outlined in the Manifesto of the jubilee government.

The Third MTP will endeavor to move the economy towards a high growth trajectory to achieve 10 percent economic growth rate target by the end of the Plan period. It will prioritize policies, programmes and projects which generate broad based inclusive economic growth, as well as faster job creation, reduction of poverty and inequality, take into account climate change impacts, meeting the 17 Sustainable Development Goals (SDGs) and the goals of African Union Agenda 2063. The Plan will build on gains made so far in key sectors of the economy including completing projects initiated during the Second MTP. It will target not only at increasing the level of investment but also enhancing the productivity of investment, as well as raising productivity in all sectors of the economy.

To facilitate its implementation, the Plan will put in place incentives to attract both domestic and foreign investment including increased reliance on Public Private Partnership (PPP) arrangements in implementing programmes and projects. It will also take into account and promote use of new and innovative financing mechanisms and other means of implementation.

County Government Act, 2012, stipulates that county government shall plan for the county and no public funds shall be appropriated outside a planning framework approved by the County Assembly. This Act along with the Public Financial Management Act, 2012, therefore calls for preparation of a County Integrated Development Plans (CIDPs) which must be aligned to the National Development Plan. In view of this, this County Integrated Development Plan is aligned to Kenya Vision 2030 and the Medium Term Plan 2018-2022. As such, the CIDP will provide

the essential linkages by facilitating the implementation of Vision 2030 flagship projects as well as other projects and programmes that will ensure implementation of Kenya Vision 2030 at both levels of Government.

In addition, the county has also identified specific projects and programmes for implementation over the medium term period and these will go a long way towards achievement of the Kenya Vision 2030 and Sustainable Development Goals.

2.2.2 Cross-cutting projects and programmes involving the County and neighbouring counties.

During the last five years planned period, the county government of kiambu did very little in terms implementation of cross – cutting projects and programmes involving the county and the neighbouring counties. This was due to either unwillingness or lack of a clear MoUs between the neighbouring counties. However within the next five years planned period (2018 – 2022) the county intends to jointly plan and implement cross - cutting projects and programmes with the neighbouring counties. Some of the cross cutting projects and programmes include:

- Livestock disease surveillance between kiambu, Machakos, Narok and Nakuru counties
- Joint coffee farming promotion and marketing between Kiambu and Murang'a county
- Revival of Nairobi – Nanyuki then to Isiolo railway between Kiambu, Nyeri, Nairobi, laikipia and isiolo counties.

To achieve this the county shall enter into MoUs with the neighbouring counties and allocate funds to implement these project and programmes.

2.2.3 Linkage with Sector Plans, Urban and City Plans within the County

According to the County Government Act Section 107, counties are required to have a county integrated development plan, county sector plans, county spatial plan and cities and urban areas plans; to guide, harmonize and facilitate development within the counties.

Section 109(1) of the Act states that, a County department shall develop a ten year county sector plan as component parts of the county integrated development plan. Further, section 111 (3) of the Act indicates that “a county shall have a city or municipality plan for each city or

municipality which shall provide for: (a) functions and principles of land use and building plans; (b) location of various types of infrastructure within the city or municipality; (c) development control in the city or municipality within the national housing and building code framework. Section 111 (2); a city or municipal plans shall be the instrument for development facilitation and development control within the respective city or municipality.

Urban Areas and Cities Act (2011) puts emphasis on the need for integrated development planning and the need to align annual budgeting to the plan. In Section 36 (2), it states that “an integrated urban or city development plan shall bind, guide, and inform all planning for development and decision-making and ensure comprehensive inclusion of functions.” These plans should be aligned to the development plans and strategies of the county government (section 37(1)).

The sector plans, urban areas plans are therefore an integral part of the CIDP, and it is in view of this that the CIDP has taken into consideration inputs from the sector plans put in place by the various county departments and the urban areas plans. The CIDP linkage with the sector plans will thus facilitate the implementation of the projects and programmes as planned in those plans.

2.2.4 Integration of the Sustainable Development Goals (SDGs) into the CIDP

The Sustainable Development Goals (SDGs) are a collection of 17 global goals set by the United Nations. The SDGs cover a broad range of social and economic development issues. These include poverty, hunger, health, education, climate change, gender equality, water, sanitation, energy, environment, and social justice. The goals were developed to replace the Millennium Development Goals (MDGs) which ended in 2015. Kiambu County shall align its projects/programmes to ensure they work towards achieving the seventeen goals as follows:

Goal 1: End poverty in all its forms everywhere.

All sectors shall ensure that their projects and programmes aim at ending poverty in the county. The planned projects and programmes shall address issues of unemployment, low income, insecurity etc. which undermines the well being of the people.

Goal 2: End hunger, achieve food security and improved nutrition and promote sustainable agriculture.

The achievement of this goal shall be spear headed by agricultural sector to ensure the county end hunger and ensure access to safe, nutritious and sufficient food to all, particularly the poor and vulnerable including infants all year round.

Goal 3: Ensure healthy lives and promote well-being for all ages.

The health sector shall plan towards reducing the maternal mortality, end preventable deaths of newborns and children under 5 years of age, end the epidemics of AIDS, tuberculosis, malaria, neglected tropical diseases, combat hepatitis, water-borne diseases and other communicable diseases that threaten the well being of its people.

Goal 4: Ensure inclusive and equitable quality education and promote lifelong learning opportunities for all.

The county government is fully committed to offering quality education by employing more ECDE teachers, construction and renovation of ECDE classes and school feeding program for early childhood development, care and pre-primary education. In addition, the education department shall offer quality technical and vocational training for all.

Goal 5: Achieve gender equality and empower all women and girls

All departments shall ensure there is no discrimination of women. This shall be achieved through adoption and strengthening of sound policies and enforceable legislation for the promotion of gender equality and the empowerment of all women and girls at all levels

Goal 6: Ensure availability and sustainable management of water and sanitation for all

The county through the water environment energy and natural resources (WEENR) sector shall strive to achieve universal equitable access to affordable safe and clean drinking water to address water scarcity. It shall also ensure people have access to adequate and equitable sanitation and hygiene to end open defecation.

Goal 7: Ensure access to affordable, reliable, sustainable and modern energy for all

Energy sector

The energy sub sector shall plan to ensure the county has access to affordable, reliable and modern energy services and expand the available energy infrastructure.

Goal 8: Promote sustainable economic growth, full and productive employment and decent work for all

All sectors shall work together to ensure the county achieve higher levels of economic productivity through diversification, technological upgrading and innovation, focusing on high-value added and labour-intensive sectors. They shall also work towards promoting development-oriented policies that support productive activities, decent job creation, entrepreneurship, creativity and innovation and encourage the formalization and growth of micro-, small- and medium-sized enterprises.

Goal 9: Build resilient infrastructure, promote inclusive and sustainable industrialization and foster innovation

Roads transport public works and utilities sector and industrialization shall achieve this goal through developing quality, reliable, sustainable and resilient infrastructure and promotion of inclusive and sustainable industrialization and foster innovation through the trade and youths departments.

Goal 10. Reduce inequality within and among sub counties

The county shall ensure there is equitable resource distribution across its departments, sub counties, wards, and even across all villages.

Goal 11: Make cities and human settlements inclusive, safe, resilient and sustainable

Urban

Land housing and physical planning sector shall ensure there is access to adequate, safe and affordable housing for all, basic services and upgrade slums. It shall also ensure there is enhanced inclusive and sustainable urbanization and capacity for participatory, integrated and sustainable human settlement planning and management.

Goal 12: Ensure sustainable consumption and production patterns

The county shall achieve this goal by ensuring there is sustainable management and efficient use of natural resources and substantially reduce waste generation through prevention, reduction and recycling. This shall be done through department of water environment energy and natural resource. Promote public procurement practices that are sustainable, in accordance with national policies and priorities through department of finance and economic planning is essential in achievement of this goal.

Goal 13: Take urgent action to combat climate change and its impacts

All sectors shall consider the issue of climate change in their plans by ensuring the counties achieve a strong resilience and adaptive capacity to climate-related hazards and natural disasters.

Goal 14. Conserve and sustainably use the oceans, seas and marine resources for sustainable development

The county shall ensure there is significant reduction of pollution to rivers that drain into the ocean. Water, environment, energy and natural resources sector shall ensure that there is little or minimal rivers pollution by coming up with mechanisms of controlling industrial waste drainage into the river and erosion of pesticides contaminated soil.

Goal 15: Protect, restore and promote sustainable use of terrestrial ecosystems, sustainably manage forests, combat desertification and halt and reverse land degradation and halt biodiversity loss.

Environment sector shall promote the implementation of sustainable management of all county forests, halt deforestation, restore degraded forests and substantially increase afforestation and reforestation.

Goal 16: Promote peaceful and inclusive societies for sustainable development, provide access to justice for all and build effective, accountable and inclusive institutions at all levels

The county through department of administration and public service in collaboration with the national government shall achieve this goal through promotion of the rule of law in the county,

equal access to justice for all, corruption/bribery reduction, public access to information and by ensuring there is responsive, inclusive, participatory and representative in decision-making.

Goal 17: Strengthen the means of implementation and revitalize the Global Partnership for Sustainable Development

Through department of finance and economic planning the county shall ensure it increases its revenue inflow by strengthening domestic resource mobilization mechanisms.

To ensure the SDGs are achieved effectively, all sectors shall carry out awareness creation on the relevant SDGs, Integrate the relevant SDGs in respective policies and plans and Prepare half-year reports on status of implementation of the SDGs targets as planned in the 2018 – 2022 CIDP.

CHAPTER THREE: REVIEW OF IMPLEMENTATION OF THE PREVIOUS CIDP

3.1 Introduction

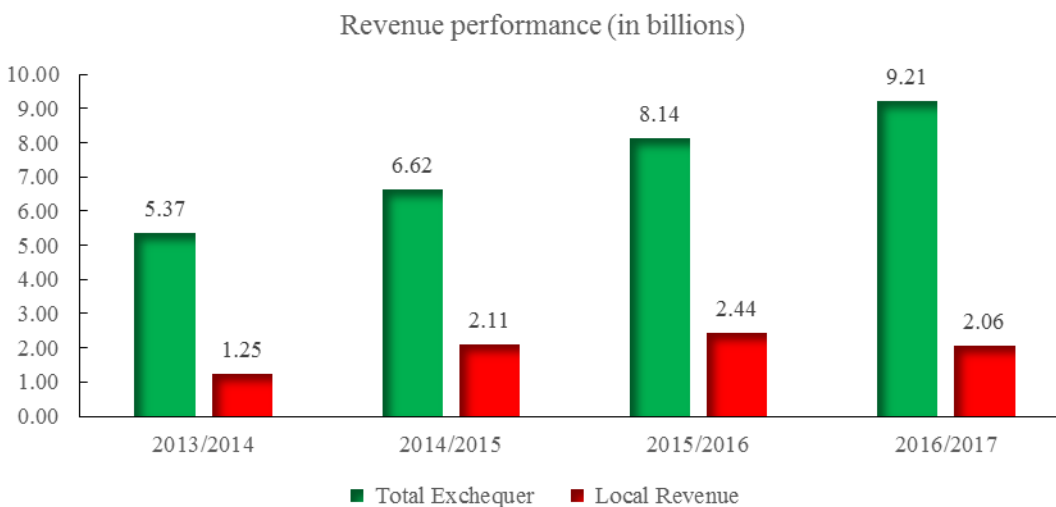
This chapter gives a brief review on implementation of previous CIDP. It gives an analysis of county revenue streams in terms of equitable shares, grants and own source revenue, an analysis of county expenditure by sector as compared to budget versus actual, summary of key achievements versus planned targets per sector, challenges and lessons learnt in the last five years plan period.

3.2 Status of Implementation of the Previous CIDP

3.2.1 Analysis of the County Revenue Streams

Analysis of total exchequer and local revenue as shown in figure 5 depicts an increase of the exchequer over the years. There was an increase in local revenue in 2013/2014 at 1.25 billion to 2.44 billion in 2015/2016 but in 2016/2017 the revenue dropped to 2.06 billion.

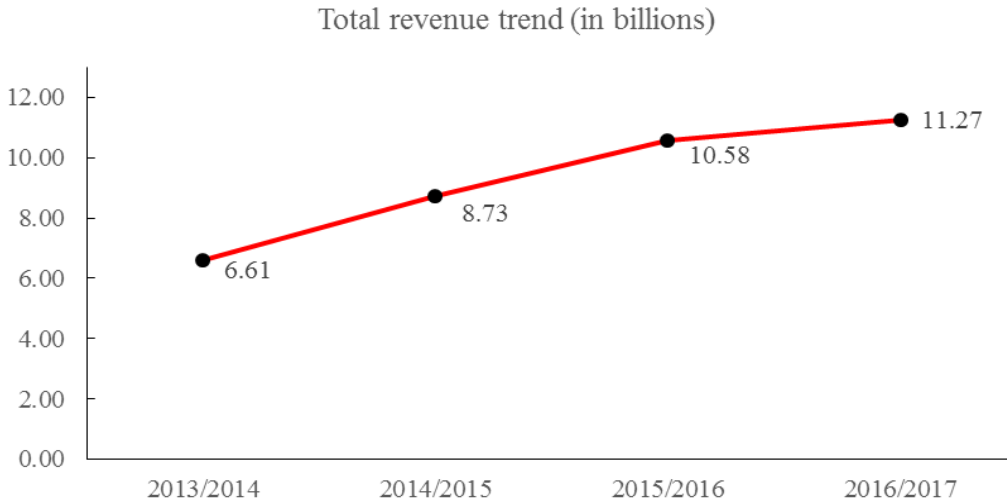
Figure 5: Revenue performance



Revenue trends

Figure 6 shows an analysis of county total revenue trend over four financial years. The analysis indicates an upward trend in total revenue received by the county. Total revenue increased by 4.66 billion from 2013/2014 to 2016/2017.

Figure 6: Total revenue trend

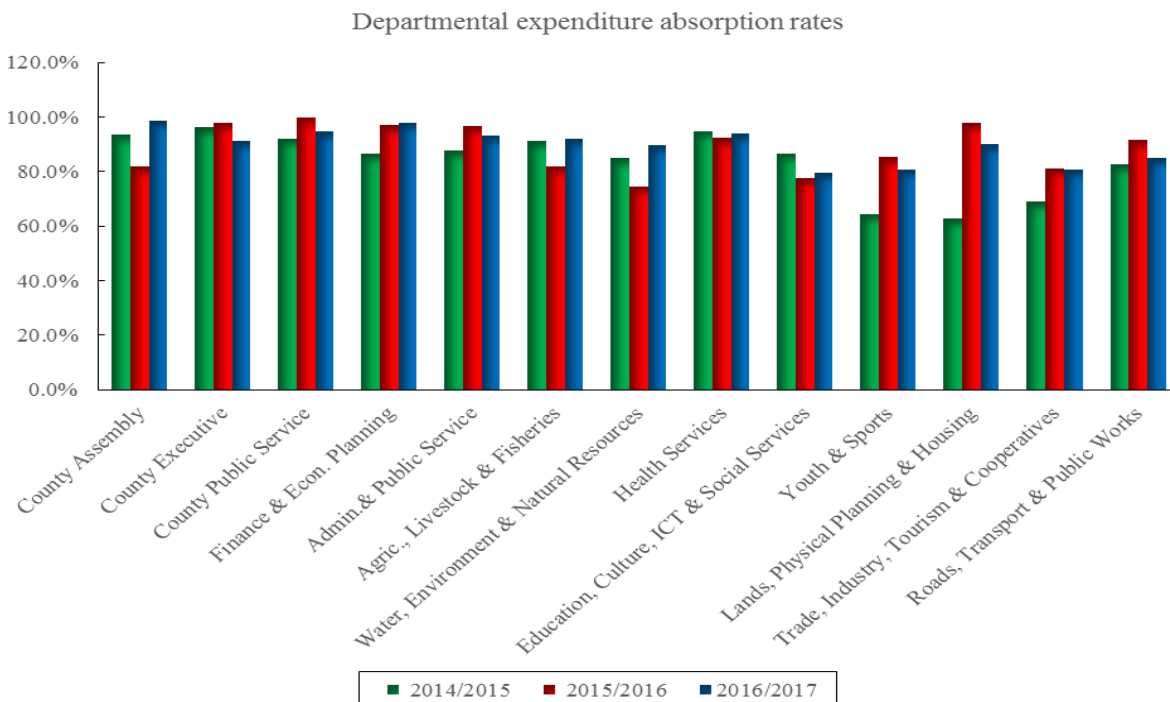


3.2.2 County Expenditure Analysis by Sector/ Subsector

Expenditure absorption rates by departments

Figure 7 presents an analysis of county expenditure by departments over four financial years. The analysis shows that all departments in the county utilized more than 60% of their budget.

Figure 7: Expenditure rates by departments



3.2.3 Summary of Key Achievements

Department of Agriculture Livestock and Fisheries

The Agriculture, Livestock and fisheries department comprises of three directorates namely: Crops and irrigation; Veterinary, Livestock and Fisheries; and Agribusiness and marketing. In addition there are two institutions; Agricultural Training Centre at Waruhiu and Agricultural Mechanization Service in Ruiru. The core mandate of the department is to promote innovative, commercially oriented agriculture through favorable policy and legal framework for sustainable development of crop, livestock and fisheries industry for accelerated equitable socio-economic development in the county. During implementation of the first generation CIDP the key departmental sector achievements include and not limited to the following;

Livestock, Veterinary and Fisheries

Under the Livestock and Veterinary section, procurement, installation and commissioning of 500lts/hr and 5,000 litres per hour pasteurizer, eleven bulk milk coolers with capacity of 2000lts, 5000lts and 10,000lts capacity. Rehabilitation of 8 cattle dips, procurement of vaccines and serums a total of 418,728 animals vaccinated against diseases as follows; FMD 128,248, LSD 140,717, Anthrax/ Black Quarter 119,619 Rift Valley fever 17179 and anti rabbies 12,965 dogs, Construction of 2 slaughter houses and distribution of 29 vaccine storage deep freezers in the subcounties. A total of kshs.118, 837, 798 revenue was collected within the reporting period from fees and charges including landing fee, meat inspection, movement permits, hides and skins levies and licences. In Fisheries, one aquaculture recirculatory system was set up at, Waruhiu ATC and 57 demonstration fish ponds across the county, stocked with 15000 fingerlings and 2700 kgs of fish feeds supplied to farmers. The county hosted the first ever East African Aquaculture stakeholders symposium bringing together 300 aquaculture stakeholders from East Africa and beyond.

Crop and Irrigation

In crops development, total of 82 greenhouses were set up as demonstration tools and over 5000 farmers trained on greenhouse technology. Farmers are adopting the technology and the department has documented 154 individual greenhouses constructed by individual farmers. Water harvesting from the greenhouse roofs has been demonstrated by lining and fencing of 24 water pans. Distribution of 2,000 tissue culture banana plantlets, 28 tonnes of certified

seed, 2000 litres of foliar feed and 600 litres of pesticides for control of Fall Army worm. 60,000 farmers were reached with agricultural extension messages on crop production. 15 plant doctors trained and 9 plant clinics equipped, launched and operationalised. Under Irrigation, The County initiated 8 irrigation projects namely; Kamwamba, Gatina, Wamoro, Kawira, Kiruiru, Nyamuku, Karia and Waruhiu ATC. These irrigation projects have a potential to irrigate 1500 acres of land. With regard to water harvesting, 2 water pans (Kimunyu and Waruhiu ATC) were constructed. Preliminary designs for 3 irrigation projects (Njuno, Chiboni and Githongo) were also conducted during this period. 40 farmers were supplied with drip irrigation kits and are operational.

Agribusiness and Marketing

The department continues to enhance value addition technologies through building capacity of small and medium agro processors and providing relevant infrastructure. The county Government supported agro processing along the Soybeans, sunflower, rabbits, banana fruits, vegetable and dairy value chains by providing 64 processing equipment to seventeen (17) farmer groups. The equipment will upscale value addition activities in order to improve quality of products for increased market access. Up scaling value addition will help take advantage of high income, exploring more markets, employment creation and reduced postharvest losses.

The cost of fertilizer and other Agro-inputs has escalated over the years making them unaffordable to many small holder farmers and increasing the cost of production which in turn has made our agribusiness uncompetitive. The Department has made tremendous effort to enhance accessibility of affordable and quality inputs to farmers. Currently the Department has brought subsidized fertilizer closer to farmers through mini –depots in the Sub counties, a move that has seen over 75,000 additional farmers access subsidized fertilizer. To promote use of high quality seeds and seedlings, the department distributed over 27,000 seedlings of Tissue Culture bananas across the County

In order to increase access to market, the Department has supported and strengthened farmer producer organizations for commodity bulking through construction of one (1) produce collection centre and organised and supported both national and international Agribusiness exhibitions and trade fairs.

Inadequate credit to finance inputs and capital investment is a major cause of low Agriculture productivity in the County. High interest rates and lack of collateral makes it difficult for

most farmers to access credit. It is on these grounds that the County Government set up The Kiambu Biashara Fund targeting the youth, women and persons with disability. To date, over 100 individual farmers and groups applied and benefited from the fund. This aimed at increasing agriculture productivity and improved farming business.

Agricultural Institutions

Waruhiu ATC trained about 15,000 farmers in different technologies ranging from dairy, horticulture, coffee management, bee keeping among others. In the absence of a revolving fund the centre raised revenue of about Kshs 1.5 million. A new office block, ablution block and a generator house were constructed. One 40 capacity class room was also constructed and equipped. A drip irrigation system was installed to irrigate 2 acres of land and 1 acre put under overhead sprinkler irrigation. 1000 banana stools were planted in order to expand the banana orchard. One bee house holding 20 bee hives was constructed equipped and occupied.

Agricultural Mechanization Station (AMS) in Ruiru provided the following services; 120 acres land ploughed 2 water pans Constructed and 7 water pans desilted. 40 acres bush cleared and 15 acres land levelled. The station constructed 2 greenhouse solar driers and participated in 5 ploughing contests. AMS generated Kshs 7.6 Million over the reporting period.

Stakeholder Collaboration

The State Department of Agriculture, Livestock and Fisheries supported two major programs namely; Agricultural Sector Development Support Programme (ASDSP) and Ndeiya & Karai Food Security Project (NKFSP) ASDSP supported development of three farmer prioritized value chains namely Dairy, Local poultry and banana while NKFSP supported farmers with fertilizer, certified seed of maize and beans, improved kienyeji chicken and dairy goats. The department developed launch and implemented the first strategic plan 2013-2017. Angile and Harmonised Assistance to Devolved Institutions (AHADI) supported by USAID provided the department with a detailed mentorship process in development of a draft 10 years Agriculture, Livestock and Fisheries Sector Plan and Draft Policy. The department collaborated with other development partners including JICA, IFDC, Research Institutions, Learning Institutions, etc, Financiers, stockists and agro chemical companies, seed companies private veterinary surgeons, Kenya Wildlife Service, NGOs, CBOs religious organisations among others.

Department of Education Gender Culture and Social Services

Education department is made up of four directorates namely; ECDE, Vocational Education and Training (VETC), Culture and social services and ICT. Key achievements during the period under review include:

Under early childhood development programme, the department relieved parents burden of paying ECDE care givers by recruiting additional care givers and absorbing 1200 ECDE care givers. Procurement and distribution of teaching and learning materials to ECDE's was done which included rulers, pencils, exercise books manila papers, crayons among others. To increase ECD enrolment level, the County constructed new ECDE centres, renovated and equipped the existing ones. Introduction of free school feeding program for ECDE going children increased the retention rate of ECDE going children as well as improving their health.

Notable achievements under vocational and technical training programme included; absorption of 64 instructors and recruitment of 14 new ones; Procurement and distribution of tools and equipment to VETC; Construction of workshops / classrooms for VETC and disbursement of bursary funds to 132,204 needy students amounting to kshs 267,129,290; Procurement and distribution of sanitary ware to 3,377 pupils in 53 primary, 3,502 students in 38 secondary schools and 2,346 trainees from 31 vocational training centres.

The County participated in UNESCO cultural celebrations and won an award. The cultural dancers and visual artist from the county also participated in UNESCO cultural celebrations and won various awards which enabled the county to participate in UNESCO week in Paris, France in 2014 and 2015.

Participation in beauty pageant and winning Miss Kenya for two consecutive years was a major achievement. Assistive devices worth 4 million were procured and issued to persons living with disabilities from all the sub counties. They included wheel chairs, white canes, walking canes, tri- cycles, walkers, special seats and polio boots. Procurement and distribution of assistive devices to PWD's. The County won the gender and disability award for four years running.

Department of Roads Public Works and Utilities

The main achievements during the period under review include; Upgrading to bitumen standard of the following roads; 15.3KM Githunguri- Ndumberi road, 3 KMs Githunguri CBD Roads, 4km Gatitu Junction, Thika roads and 5 km Access to Juja town and railway station, Access to Thika railway station, 7.5 km Kikuyu and Limuru, 7Km C64-C65-Warui farm access road, 3km Thogoto Ndaire Dagoretti road, 3.5km Kimende Town roads (Mobilization), 4km Githurai Access road and 3Km Construction of Gachororo Road.

The county Rehabilitated and maintained 1200Km rural access roads to gravel standards. Constructed 12 motorable Bridges namely; Gatundu South- Ndundu Kwa George, Kiang'eti Gathiuri-Gathiru, Marigoiti wa Gachane, Nembu Gatuikira , in Kabete-Chura-Muthure, Kamworiaini bridge , Turarii Bridge , in Kikuyu- Muthiga shauri yako, in Gatundu North- Gatei Bridge, Wanugu Bridge, Gathiuri- Gathiru, In Kiambu -Ngegu – Indian Bazaar Foot Bridge and In Lari- Gatamaiyu bridge. Ngegu-Indian Bazaar footbridge in Kiambu, Gathiruini–Kamuchege footbridge in Githunguri, Kinenii – Karatina Foot Bridge in Lari were also completed

Construction of fire stations at Kiambu, Githunguri and Limuru and operationalizing 7No. fire stations from previously two. The county acquired a grader, water boozer, manlift for facilitation in maintenance, 2No. 10,000litres and 4No. 5000litres Fire Engines and 2No. Operational vehicles. In collaboration with NAMSIP, the county constructed 15m high flood mast, and installed 56No and 19No 30m and 20m high flood mast respectively

Department of Youth Affairs, Sports, ICT and Communication

The youth affairs, sports, ICT and communication sector comprises of four sub sectors namely; Youth affairs, sports, ICT and communication. This department continues to play its strategic role in the County's transformation and economic development through: promotion and development of youth Affairs and sports for a vibrant sporting industry and empowered Youth, and embracing top of the range effective and efficient information technology models and communication.

Department of Administration and Public Service

The sector's key achievements over the period under review include; Completion of renovation and operationalization of County head Offices at Kiambu ; Operationalization of Sub County Offices in the twelve Sub Counties and appointment and deployment of 12 Sub

County and 60 Ward Administrators; Operationalization of Alcoholic Drinks Regulation Committees in the 12 Sub Counties and the gazettelement of four residents for each Sub County Alcoholic Drinks Regulation Committee; Sensitization workshop of the Sub County liquor committee members; Monitoring and evaluation of Kiambu Alcoholic Drinks Control Act 2013 ; and rehabilitation and treatment sensitization;

Under Human Resource Management and Development, the sector established a functional unit responsible for human resource management; received human resource personnel both from defunct local authorities and devolved units; facilitated Human Resource Audit; deployed Staff of various cadres with a view to beefing up HR capacity in the Sub Counties and developed integrated payroll and personnel database.

Department of Trade, Tourism, Cooperative and Enterprise Development

The department Programmes / projects for implementation included Construction, Rehabilitation and Renovation of Markets; Construction of BodaBoda sheds; Trade promotion and Investment; Industrial development and investment; Standardization and Metrology of enterprises; Tourism Promotion, Development and Marketing; Tourism Product Development and Management; Co-operative Development and Management and Co-operative Auditing.

23 markets were Constructed / Rehabilitated / Renovated against a target of 30 markets leading to improved business environment. New completed markets include Wangige egg shed, Karuri and Kamwangi markets. Partnership with World Bank to construct 7 modern markets in Kikuyu, Githurai, Kihara, Kiambu, Ruiru, Juja and Thika (Madaraka) towns was also established and preliminary activities completed for 4 markets. 60 bodaboda sheds were constructed across the county as per target thus improving operating environment for the bodaboda operators.

The department participated in 6 Trade fairs / forums. In addition, construction of an Investor Enabling Centre to promote investments was commenced at County Headquarter in Kiambu town. In Trade Development, 33 Business Groups numbering over 80 individual entrepreneurs against a target of 100 groups underwent training on value addition and Business management. The capacity building initiative was convened in partnership with the One Village One Product programme, a Japanese International Co-operation Agency (JICA). To promote fair trade, the department created awareness and enforced legal metrology Act where 41,381 weights were measured and standardized.

Sensitization on the benefits of co-operative were carried out and 2,648 members reached through Ushirika Events in Kiambu, Ruiru, Gatundu and Thika and show casing forums at KICC on manufacturing, agro processing and value addition. As a result of these interventions, the sector achieved and exceeded its target of reviving dormant cooperatives and registration of new cooperatives that included the bringing together of BodaBoda operators at the established BodaBoda sheds to form Co-operative Societies. 262 co-operative against a target of 187 were recruited, formalized and registered. To strengthen the movement, 581 audits against a target of 608 were carried out and 1250 capacity building forums done.

Under Tourism Development and promotion, the department participated in 6 exhibitions and marketing forum which include Kenya Tourism Week, Magical Kenya Expo, International Coffee Day Celebration, Tourism Stakeholder Forum, Tree Planting and Clean up at 14 Falls and UNCTAD. It also coordinated and organized miss Tourism Kiambu and participated in Miss Tourism Kenya. Under capital development, two tourist sites were undergoing renovation / rehabilitation namely 14 falls in Thika Sub County and Mathore View Point in Lari Sub County.

In relevant legislation, the department developed County Licensing Act. In addition, three bills namely Tourism Bill, Trade and Markets Bill and Co-operative Bill were drafted.

Department of Water Environment Energy and Natural Resources

Water and Sanitation Directorate

The directorate is mandated to provide of adequate safe and clean water and sanitation facilities so far 32 community water projects have been supported by laying various sizes of pipe-work, 12 boreholes have been constructed and equipped whereas 7 are in different stages of implementation. In addition 160 plastic tanks were given to learning institutions and women groups, 4 number 100.0m³ elevated steel tanks under of construction and 53,000.0m³ earth dam under construction.

On the other hand the national Government through Athi Water Services boards is implementing water and sewerage projects in the county. These includes:-

- Kamiti Water Project that aims to supply water kiambu town and its environs with 4,000.0m³ of water per day.
- Kamiti Water Project that aims to supply water kiambu town and its environs with 4,000.0m³ of water per day.

- Tigon Water Project that aims to supply water kiambu town and its environs with 2,400.0m³ of water per day.
- Theta Dam Water Project that aims to supply Gatundu Sub-County with 4,000.0m³ of water per day.
- Kikuyu Springs Water Project that aims to supply Kikuyu Sub-County with 2,000.0m³ of water per day.
- Ruiru Sewer Reticulation System that aims to serve 4,000house holds in Ruiru with sewerage services.
- Thika-Juja Sewer project aims at rehabilitating the existing sewer to enhance performace from its design capacity of 6,000 to 10,500.0m³.
- A new treatment plant to cover 20ha is also in progress.
- 76.0km Trunk sewer lines are under construction to drain to the treatment plant.

Environment Directorate

- Construction of semi aerobic land fill at Kang’oki. Operations on this plant have not commenced.
- Implementation of Kangoki composting facility is operational.
- Three skip loaders have been procured.
- To reduce noise pollution three noise meters have been procured for monitoring purposes.
- Nine additional garbage trucks have been procured and are in use.
- Four public sanitation blocks have been rehabilitated and refurbished.
- To increase public access to public sanitation services six public sanitation blocks are under construction.

Natural Resources Directorate

- Beautify three public parks namely Mugu-ini, Moi and Mama Ngina.
- Under Green School program 93,950 tree seedlings have been planted to reduce greenhouse gases and provide beauty.
- About 3,000 giant bamboos have been planted. These are good especially at conserving our water sources.
- Rehabilitate two tree nursery. More tree nurseries are planned in future.

Department of Land Housing and Physical Planning

The department of land, housing and physical planning has been set up. Physical planners and Surveyors have been stationed in each sub-county. Additional members of staff were recruited, during which the Housing and Valuation directorates where personnel was lacking have been staffed.

The department prepared four (4) bills namely County Physical Planning Bill, County Valuation and Rating Bill, County Survey and mapping Bill and County Housing bill. One bill was completed and the other three are in draft form awaiting approval.

The department prepared one County Spatial plan and 12 Integrated Strategic Urban Development Plans (ISUDPs). The preparation process of the plans is still ongoing. The ISUDPs' projects are funded by the World Bank, and are being implemented through the departments of Urban Development Department (UDD) and Nairobi Metropolitan Service Improvement Programme (NaMSIP).

The department has been able to achieve efficiency in Service Delivery through;

- Harmonization of the approval process and enhanced revenue generation.
- E-Development Application and Management Systems (e-DAMS) has been embraced for the purposes of enhancing service delivery, promoting transparency and accountability.
- Sensitization workshops through print media and land clinics in Kikuyu, Juja, Karuri, Kabete Sub-Counties to enhance create awareness and good perception of the public on departmental matters.
- Preparation of Kiambu county draft Valuation rolls
- Preparation for land database for area rating
- Valuation for land acquisition purposes
- Setting up of GIS which has enhanced inventory of public land and mapping of sub-county wards and headquarters, health centres and stadiums.
- Inventory of county houses, urban Renewal and partial completion of renovation works for departmental headquarters at Red Nova.
- Promotion of slum upgrading initiatives such as support of on-going project on mapping informal settlements, being implemented through KISIP and KENSUP and the complete project in Shauri Yako slum, Kikuyu sub-county.

Department of Finance and Economic Planning

Key achievements of the Department include; revenue automation- the Finance Department launched and implemented an electronic revenue management system to facilitate transparency and seal revenue loopholes. Computerized the Department operations and payments by adopting IFMIS payment system, adoption of e-procurement systems, prepared the County Development Plan which encompassed the County Integrated Development Plan and Annual implementation plan, completion of the Valuation Roll in consultation with the Land, Housing and Physical Planning Department, aligned prioritized expenditure to available resources, established adequate internal controls, institution of revenue administration reforms, budget execution and increased expenditure absorption, timely production of policy planning documents and financial reports, and successful budgeting processes, establishment of The Kiambu County Emergency Fund

The County got recognized by the commission of Revenue allocation (CRA) for its fiscal responsibility and International Budget Partnership Kenya (IBPK) for its openness and transparency on budget matters.

Department of Health Services

The department has achieved the following:

- Purchased seventeen ambulances and distributed to health facilities across the county.
- Constructed seventeen OPD/MCH clinics in various health facilities across the county.
- Purchased and installed 4 standby generators at Igegania level 4 hospital, Ruiru level 4 hospital, Karuri Level 4 hospital and Githunguri health centre.
- Refurbished and renovated sixteen health facilities across the county.
- Expanded the laboratory and dental units; Purchased and installed mortuary and laundry equipment at Thika level 5 hospital.
- Constructed patient toilet blocks at Mbari ya Igi dispensary and Gitare health centre.
- Refurbished and renovated the parking, OPD, maternity B, female and male Nyayo wards; Covered the walk way, done landscaping and flood light installation at Kiambu level 5 hospital.
- Constructed theatres to upgrade Lusigetti level 4 hospital and Lari level 4 hospital.

- Constructed wards at Kikuyu level 4 hospital, Lari level 4 hospital, Wangige level 4 hospital, Tigoni level 4 hospital and RHU in Thika level 5 hospital.
- Refurbished and renovated Gatundu level 4 hospital, Igegania level 4 hospitals and KMTC block; constructed a power house and perimeter wall at Gatundu level 4 hospital.
- Constructed biodigestors at Gatundu level 4 hospital, Ruiru level 4 hospital, Kiambu, Thika level 5 hospital and Tigoni level 4 hospital.
- Refurbished and renovated the maternity, laboratory, OPD, parking and perimeter wall; and constructed a commercial block, waiting bay, laundry and staff houses at Githurai Lang'ata health centre.
- Renovated and rehabilitated the walkways and parking at Kihara level 4 hospital.
- Refurbished and renovated the theatre, OPD and covered the walk way at Ruiru level 4 hospital.

3.2.4 Challenges in the Implementation of the Plan

The county government has faced several challenges during the implementation period of the First CIDP of which some of these challenges varied from one department to the other. The following are some of the challenges that cut across all the departments:

- Slow transition process of the functions of the national government which were devolved to the county government
- Untimely disbursement of funds by the national government to the county government
- Inadequate financial resources
- Inherited stalled projects from the national government
- Inherited huge wage bill which affects the allocation of funds for development
- Slow implementation of county Acts due to political and civil societies interference e.g. finance Act
- Under developed infrastructure
- Low levels of awareness of the county plans, Acts and policies by the community
- Lack of proper coordination in the implementation of projects by various development actors
- Weak Monitoring and Evaluation systems
- Missing of revenue targets affecting budgeting process

- Lengthy procurement procedures delaying implementation of the planned projects
- Inadequate technical personnel e.g. Architects and Quantity Surveyors delaying development of technical documents like Bills of Quantities
- Weak Public Private Partnership framework

Table 25 summarizes challenges faced and recommendations by some of the departments:

Table 25: Departmental challenges and recommendations

	Department	Challenges	Recommendations
1.	Trade, Industry, Tourism and Co-operative Development	<ul style="list-style-type: none"> • Low adoption of modern technology. • Low value addition and inadequate organized marketing structures for agricultural produce. • Poor marketing of the tourist sites. • Under developed tourist sites. 	<ul style="list-style-type: none"> • Enhanced adoption of modern technology/ ICT • Enhanced marketing structures and value addition on Agricultural products • Mapping , packaging , Promotion of Tourist sites and other forms of Tourism such as Sports, cultural , Agri-tourism, Eco-tourism
2.	Health	<ul style="list-style-type: none"> • Inadequate health personnel. • Poor health infrastructure • Erratic supply of health products 	<ul style="list-style-type: none"> • Recruitment of additional staff. • Renovation equipping health facilities • Establish stock management systems
3.	Roads, Transport, Public Works and Utilities	<ul style="list-style-type: none"> • Frequent breakdown of heavy equipment • Inadequate number of trained fire men/women • Inadequate bus parks leading to congestion in our towns, • Encroachment of roads reserves, lack of foot bridges and motorable bridges in the rural areas. 	<ul style="list-style-type: none"> • Proper maintenance of county equipment and machinery • training of more firefighting officers • Construction of more modern bus parks and rehabilitation of the existing ones • Proper marking of road reserves and construction of more foot bridges
4.	Lands, Housing and Physical planning	<ul style="list-style-type: none"> • Inadequate policy framework and laws to guide operations of the different directorates such as County Housing policy, out-dated Valuation laws, zoning guidelines. • Increasing urbanization – leading to proliferation of informal settlements and uncontrolled development. 	<ul style="list-style-type: none"> • Develop additional sector specific policies and laws such as county housing policy, building maintenance policy, regularization policy that address the needs of lower income groups and respond to respective demand. • Develop county spatial plan and Investment in housing infrastructure facilities.

			<ul style="list-style-type: none"> • Research and development to keep up-to-date with emerging trends in the sector.
5.	Water, Environment and Natural Resources	<ul style="list-style-type: none"> • Inadequate water supply to meet the current demand. • High unaccounted for water due to aged supply network. • Interruption of water supply due to breakdown of boreholes (motors and pumps). • High operational costs due to vandalism and theft of equipment/trucks • Inadequate human, machinery and equipment resources • Lack of enforcement and surveillance support • Informal structures on storm water drains, green spaces and along road reserves • Land grabbing& encroachment 	<ul style="list-style-type: none"> • Additional water sources to be developed for future and ultimate water demand. • Measures should be put in place to curb the high unaccounted for water (UFW). • Look in the possibility of alternative power source e.g solar power to lower power bills. • Use of “nyumbakumi” initiative to curb water infrastructure vandalism. • Recruitment of staff and procurement of equipments • Establish strong enforcement and surveillance systems • Demolish informal structures • Reclaim grabbed/encroached land
6.	Education Gender Culture and Social Services	<ul style="list-style-type: none"> • Lack of acts and policies to guide operations • Inadequate staff especially for Vocational training and ECDE • Dilapidated physical facilities in VETC and ECDE. 	<ul style="list-style-type: none"> • Develop acts and policies to guide operations • Recruit more staffs for VETC and ECDE • Renovation of VETC and ECDE

3.2.5 Lessons Learnt

- Ownership of project is critical in project implementation
- More funding measures should be explored to supplement inadequate resources from the county government.
- Proper project planning and management is critical for successful program/project implementation
- Research and development, innovations and strong Monitoring and Evaluation systems are critical in project/program planning and management.
- Weak regulatory framework hinders implementation and realization of programme’s benefits and relevant registrations need be prioritized.
- Monitoring and Evaluation is key component to ensure value for money is realized.
- Close linkages among department and a coordination team need be in place for effective service delivery

- Private Public Partnership need to be strengthened as private sector plays a key role in the implementation of projects.
- Performance contract and appraisal need to be implemented for better results.
- Need to build the capacity of the staff to improve service delivery

CHAPTER FOUR: COUNTY DEVELOPMENT PRIORITIES AND STRATEGIES

4.1 Introduction

This chapter discusses spatial development framework of the County. It also provides an assessment of the major natural resources in the county. Further, it highlights the key county development priorities, strategies and programmes and flagship/County transformative projects in the County.

4.2 Spatial Development Framework

Table 26: County Spatial Development Strategies by Thematic Areas

Thematic Area	Overview/ Current Status	Policy Strategy	Potential Geographical Areas	Lead Agencies/ Departments
Industrialization	They range from manufacturing mostly in Thika and Ruiru, service, processing (agro-based) and mining.	Provide an enabling environment for industrial growth	Thika, Ruiru, Limuru, Kikuyu & Ndeiya.	All departments Ministry of mining NEMA Private sector
		Promote Innovative Technologies	Across the County	
		Strengthen and Promote Community Based Financial Institutions	Across the County	
		Promote establishment of Jua Kali and other light industries.	Across the County	
		Establish county industrial park	Ruiru, Juja, Limuru, Kikuyu	
		Revive Collapsed Industries	Limuru, Thika, Juja	
Human Settlements and Urbanization	There are urban areas, transition zones between urban and rural, rural settlement and informal settlements. It is the third most urbanized county at an average rate of 3.4 %. The urban areas are namely: Thika, Kiambu, Ruiru, Juja, Kikuyu, Limuru, Kabete, Karuri	-To Enhance the Creation of Employment Opportunities in Rural Centres	-Gatundu North & South, Ting'ang'a, Githunguri and Lari	<ul style="list-style-type: none"> •County government • Ministry of youths • Local community • Private investors
		-Promote Development of Strategic Growth	-Githunguri and Gatundu	Planning, Roads, finance and economic

Thematic Area	Overview/ Status	Current	Policy Strategy	Potential Geographical Areas	Lead Agencies/ Departments
			Centers		planning
			-Densification of Residential Areas to avoid Urban Sprawl.	-Thika, Kiambu, Ruiru, Juja, Kikuyu, Limuru, Kabete	Planning, roads Kiambu water
			-Regularization and Upgrading of Informal Settlements	-Thika-Gachagi, Kiandutu, Umoja, Madharau; Limuru-Misri; Kikuyu-Dagoreti, Kiamburi; KabeteKahuho and Kanjeru; Kiambaa-Kibagare)	Ministry of Lands Housing and urban development NLC Housing, Planning and survey departments Private sector CBO's NGOS Donors
			-Provision of Adequate Sewer and Solid Waste Disposal Infrastructure in Urban Centres.	-Across the county	Kiambu Water and Sewerage company Ministry of lands Housing and Urban Development Road agencies
			-construction of dams	Lower parts of Lari, Kilimambogo, Ndeiya, Nachu	
			-Improve Provision of Social Infrastructure	-Across the county	•Planning, Roads and survey departments KERRA, KURA, KeNHA and private sector
			-To Enhance the Creation of Employment Opportunities in Rural Centres	-Across the county	Kiambu water, roads, planning, survey, youth affairs sports, ICT and communication -Private sector • CBO's • NGOS • Donors

Thematic Area	Overview/ Current Status	Policy Strategy	Potential Geographical Areas	Lead Agencies/ Departments
Economic Base;	Agriculture is the predominant economic activity contributing to 17.4% of the county's population income. It is the leading sub-sector in employment, food security, income earnings and overall contribution to the socio-economic well-being of the people. Coffee and tea are the main cash crops in the county. 74 % land use arable. Others include industries, business activities, tourism, real estate, forestry and agro-forestry and fish farming	<ul style="list-style-type: none"> - Promotion of Agriculture ,Livestock and Fisheries Development -Promotion of Marketing of Agricultural, Livestock and Fisheries Products - Quality Control on Farm Inputs 	<ul style="list-style-type: none"> -construction of dams in lower parts of Lari, Kilimambogo, Ndeiya, Nachu - urban agriculture and greenhouse technology in Juja, Ruiru, Thika, and Kiambu - regulation of subdivision and conversion of agricultural land into other land uses in Limuru, Kiambu, Githunguri, Gatundu North, Gatundu south and western parts of Juja; Dagoretti, Juja Kikuyu, Kiambaa, Githunguri -Juja, Ruiru, Limuru and Lari 	<ul style="list-style-type: none"> Dept of agriculture livestock and fisheries, trade • National Government • NGOs • Private sector • Community
				Ministry of forestry,
				Dept of planning and survey
				Finance and economic planning
				Community and CBOs
				Private sector
				Private partnerships
				Dept of health, planning, survey,
				Dept of tourism, environment, planning
				• Ministry of forestry
				• Local community
				-CBOs
				-NGOs
				-Private sectors
				Private partnerships
				Dept of health, planning, survey,
Social Infrastructure	It includes educational facilities from pre-primary to tertiary institutions with 5 universities, hospitals about 411 health facilities with 1 level-5 hospital in Thika, 3 level 4 in Kiambu, Gatundu and Kihara and 2 level 3 in	<ul style="list-style-type: none"> -Enhance Accessibility to Quality and Affordable Health - Private/ Public partnership in infrastructure construction and management 	-Across the county	<ul style="list-style-type: none"> Department of planning, survey, education, finance, roads, health • Local community -CBOs -NGOs -Private sectors

Thematic Area	Overview/ Current Status	Policy Strategy	Potential Geographical Areas	Lead Agencies/ Departments
	Ruiru, Juja, Karuri, Igegania and Tigoni. There are 28 level-two (Health Centres) and 70 level-one also known as dispensaries which are well distributed within the county. The rest of the facilities are private with 17 Mission Hospitals, 5 nursing homes, 36 dispensaries and 169 private clinics. The County has 2,517 trading centres with 6,634 registered retail traders and 750 registered wholesale traders. The main markets include Wangige, Moi (Makongeni), Kiambu, Gatundu and Kinale (Soko Mjinga). There are community facilities such as police posts, recreational facilities, cemeteries and crematoria.	<ul style="list-style-type: none"> - Promotion of waste recycling separation and use of biodegradable packaging materials - To acquire appropriate land for cemeteries /crematoriums -Increase the number of health facilities in underserved areas. 		
Physical Infrastructure	It is served by major trunk roads and bypasses with 3480.02 tarmac and 2680.37 km graveled/earth surface; rail transport with various stations based at Ruiru, Kikuyu, Limuru, Githurai and an air strip in Kijabe. The main source of domestic energy in the county is firewood accounting for 47.3% with paraffin being the main source of lighting fuel. The County's power connectivity to the national grid is at 98 %. The county is well covered by mobile networks which are estimated at 98 %. The laying of the fibre optic	<ul style="list-style-type: none"> -Revamp Kijabe air strip -Extend sewer reticulation system and construct new sewer treatment plants -Promote innovative technologies -Rehabilitate the existing and Construct new roads - Rehabilitate railway lines 	-Kijabe -Across the county	Planning Roads Survey departments KERRA, KURA, KeNHA NEMA, KAA, Private sector Environment Youth affairs sports, ICT and communication Ministry of energy and petroleum

Thematic Area	Overview/ Current Status	Policy Strategy	Potential Geographical Areas	Lead Agencies/ Departments
	<p>cable has interconnected major towns that include Thika, Ruiru, Kiambu, Juja, Kikuyu, and Limuru that carries major service providers. Main water sources are boreholes and rivers where WSPs- Kiambu Water and Sewerage Company- tap water for treatment and distribution to households. Garbage collection stands at 0.7 of the population use private firms, 29.1% use garbage pits, 29.6 % use as manure in farm gardens, 12.1 % use designated public garbage dump sites and 25.9 % opt to burn the waste. Dumpsites in the county include Kangoya in Kiambu, Kangoki in Thika The existing sewerage systems are in Thika, Limuru and Kiambu towns which are old and have limited carrying capacity. The sewerage system in Ruiru and Juja is under construction</p>			
Tourism and environment	<p>The County does not have national parks or game reserves however there are other tourist attraction sites which are not fully unexploited. These sites include Kinale Forest in Lari Sub County, Chania Falls, Nairobi Falls in Ruiru Sub County and Fourteen Falls in Juja Sub County, Paradise Lost and Mugumo Gardens in Kiambaa Sub County, Mau Mau Caves, Gatamaiyu Fish Camp and</p>	<p>-Conservation and Sustainable Use of the Environment and Natural Resources. - Promote the Conservation of Natural Heritage and Indigenous Cultural Values - Coordinated Infrastructure Planning and Development -Support</p>	<p>Kinale Forest in Lari, Chania Falls and Fourteen Falls in Thika, Paradise Lost and Mugumo Gardens in, Mau Mau Caves, Gatamaiyu Fish Camp and historical sites in Gatundu and Githunguri</p>	<p>Planning Department Tourism Department Roads Department Survey departments Finance Department KWS KFS NEMA, Environment Youth affairs sports, ICT and communication</p>

Thematic Area	Overview/ Current Status	Policy Strategy	Potential Geographical Areas	Lead Agencies/ Departments
	historical sites in Gatundu and Githunguri Sub-county.	Protection and Sustainable Management of Water Resources -Involve Local communities in Tourism Development -Diversification and Improvement of Tourist Attraction Sites/Products -To Promote Tourism through Investment Opportunities and marketing.		The CBOs, NGOs Private sector
Tourism	The county has potential for tourism development (Eco-Tourism, Agro-Tourism, Sport-Tourism, Medical-Tourism and Cultural Tourism)	Rehabilitation /Landscaping	14 Falls, Mathore, Ikinu Cultural Centre, Mugumo Gardens	Trade Department Kenya Tourism Board
County Headquarters and safety and security Waiting lounge	The Headquarter has only one gate that serves as entry and exit. There is uncontrolled movement of people visiting the County Headquarters	Safety and security	County headquarters	County Executive and Roads, Transport, Public Works & Utilities Administration and Public Service
One stop county services shop	County services are offered in various sub counties	County service delivery	Kiambu	County Executive and Trade, Tourism, Industry and Enterprise Administration and Public Service
Automation of county executive services	There is a lot of manual and paperwork	Automation of reporting and filling system	County headquarters	County Executive and Youth Affairs, Sports, Communication and ICT
Industrialization	County is home to several industries among them agro processing, manufacturing, trade and warehouses, which are spread across major urban	Establish the industrial zones with supporting infrastructures (water, electricity, road and railway	Thika, Juja Ruiru and Limuru Sub Counties and specific existing and proposed industrial parks;	Trade department, Physical Planning Department, Governor's office, Ministry of Industrialization,

Thematic Area	Overview/ Current Status	Policy Strategy	Potential Geographical Areas	Lead Agencies/ Departments
	areas	network	Tatu City, Nachu, Muguga, JKUAT,	Strategic partners, Water and energy companies.
Enhancing county competitiveness	High quality physical and ICT infrastructure good all weather roads and railway (131KM network, proposed Standard Gauge Railway phase 2), high per capital, skilled labour force, Proximity to Nairobi and provides housing and agriculture products, productive agricultural sector	Industrialization policy and strategies for attracting investors	Kiambu Town	Trade Department Governor's Office Keninvest
Cooperative development	558 registered cooperative societies, (dairy cooperatives are active whereas Tea and coffee societies have encountered serious governance and management issues	Improve governance and management of the cooperatives. Establish cooperativea revolving fund Redesigning business models	Spread across the counties	County directorate of cooperative development. National Government Management of cooperative societies
Service delivery	Coordination of Human resource development issues and management Ineffective Public participation in government development initiatives	motivate Staff Enhance staff capacity Conduct civic education	County wide	Administration and Public service and other county departments
Service delivery	Development of various sector plans, CIDP, ADP, CBROP, CFSP, and PBB. Ineffective Public participation in government development initiatives	Engage the public in planning, budgeting, implementation and review of plans Conduct civic education	County wide	Economic Planning, and budgeting; Administration and Public service, Education, Culture and Social services
Revenue collection	Revenue collection is automated	Ensure enhancement of revenue collection	All revenue collection points	FEP and Education Culture and social services
Agriculture	The County is a major producer of horticultural produce including flowers, kales, carrots, French	-Increase area under irrigation -enhance water	County wide	ALF, Environment, Trade, industry and cooperatives

Thematic Area	Overview/ Current Status	Policy Strategy	Potential Geographical Areas	Lead Agencies/ Departments
	beans and peas. Coffee, tea and macadamia are also produced. The county imports most of the grains, cereals and legumes	<ul style="list-style-type: none"> harvesting -soil management -River bank protection -Agroforestry - Quality planting material and farm inputs -Value addition of farm produce -improve livestock breeds 		
Livestock	The county is a major producer of milk, beef, mutton leather, eggs, poultry meat, rabbits and rabbit meat, honey and also home several emerging livestock	<ul style="list-style-type: none"> - develop value chains for the specific livestock. -Improve on the productivity - avail access to markets 	-County wide	<ul style="list-style-type: none"> -ALF department -Trade and Cooperatives department - industrialization
Fisheries	The county has great potential for aquaculture River line and dam fisheries	<ul style="list-style-type: none"> Develop aquaculture value chain Increase productivity develop market access 	County wide	ALF, Water, Environment, Trade, Cooperatives, Forestry.
Transportation network	40% of the road network coverage in the county is of fair condition	Maximize efficiency and sustainability of the transport sector through enhanced links and connectivity	Countywide	Roads, transport, public works and Utilities
Infrastructure	The infrastructure in place is overstretched due to increased economic activities as well as population growth in the	Develop interconnected, efficient, reliable, adequate,	Countywide	Roads, transport, public works and Utilities

Thematic Area	Overview/ Current Status	Policy Strategy	Potential Geographical Areas	Lead Agencies/ Departments
	county contributed by residents work in Nairobi and live in Kiambu	accessible, safe, sustainable and environmentally-friendly systems of infrastructure		
Administration	The department has three service directorates namely vocational education and training, early childhood education and gender, culture and social services. They offer services to the public in terms of skills training, teaching of children age 5 and below, heritage preservation and management, social welfare and community development.	<p>Develop relevant acts and policies to anchor departmental operations to legal frame wok</p> <p>Capacity build, develop and promote staff to enhance their performance and service delivery</p> <p>Enhance general services like remuneration, office maintenance, performance contract and appraisal, motor vehicle maintenance, publicity, hospitality, communication, monitoring, team building, music, drama, sports and cultural festivals and partnerships</p>	County wide	<p>Education, Gender, Culture and social services</p> <p>Finance and economic planning</p>

Thematic Area	Overview/ Current Status	Policy Strategy	Potential Geographical Areas	Lead Agencies/ Departments
Vocational Education and Training	The county has 32 operational Vocational Training Centres imparting market needed skills such as masonry, plumbing, electrical and electronics, carpentry and joinery, hairdressing and beauty, food processing, metal work, garment making, motor vehicle mechanics ICT entrepreneurship, life skills	<p>Construction of new vocational centres and renovation and refurbishment of existing ones to increase access to Vocational training</p> <p>Equipping of vocational centres with modern tools and equipment to improve the quality of training and education</p> <p>Construction of well-equipped vocational training centres of excellence for training and demonstration of new technology as well as refresher for jua kali artisan's</p> <p>Construction of motor vehicle and equipment service and repair and establishment of production unit's centres in vocational training centres to</p>	County wide	<p>Department of education, gender, culture and social services</p> <p>Youth affairs, sports, communication and ICT</p> <p>Land, housing and physical planning and urban development</p> <p>Trade, tourism, cooperatives and enterprise development</p> <p>Agriculture livestock and fisheries</p> <p>Water, environment, energy and natural resources</p> <p>Roads, transport, public works and utilities</p> <p>Administration and public service</p> <p>Finance and</p>

Thematic Area	Overview/ Status	Current	Policy Strategy	Potential Geographical Areas	Lead Agencies/ Departments
			<p>generate revenue</p> <p>Transfer of old county department vehicles to improve the quality of training</p> <p>Recruitment of additional qualified instructors to enhance quality of training</p> <p>Provision of instructional/ training materials to vocational centres to enhance practical/ hands training</p> <p>Rebrand and introduce new courses for diversification of training</p> <p>Subsidize youth polytechnic fees</p> <p>Develop a curriculum and introduce short courses</p>		<p>economic services</p> <p>Health services</p>
Early Childhood, Development Education	There are 491 ECDE centres in the county dealing with developmental health, learning and psychosocial wellbeing of children below age six		Implement a feeding programme for ECDE and lower primary pupils to improve their	County wide	Department of education, gender, culture and social services

Thematic Area	Overview/ Status	Current	Policy Strategy	Potential Geographical Areas	Lead Agencies/ Departments
			<p>health and enhance retention</p> <p>Construction of ECDES and renovation and refurbishment of existing ones to increase access to Early Childhood Education</p> <p>Equipping of ECDEs with learning and play materials and equipment to improve the quality of training and education</p> <p>Recruit additional ECDE teachers to improve teacher pupil ratio</p>		<p>Land, housing urban and physical planning</p> <p>Health services</p> <p>Agriculture livestock and fisheries</p>
Gender, culture and social services	The directorate of gender, culture and social services deals with social welfare of the community and preservation of culture and heritage.		<p>Increase bursary fund allocation to enhance accessibility to and completion of education by needy students.</p> <p>map cultural and heritage sites in the county and have them gazetted</p>	County wide	<p>Department of education, gender, culture and social services</p> <p>Land, housing urban and physical planning</p> <p>Tourism</p> <p>National department of</p>

Thematic Area	Overview/ Status	Current	Policy Strategy	Potential Geographical Areas	Lead Agencies/ Departments
			Construct performing theatres, halls and libraries Mainstream gender, disability and social welfare. Reduce cases of gender violence Enhance empowerment of women, youth and persons living with disability		social services Health services

4.3 Natural Resource Assessment

This section discuss the major natural resources found within the county.

Table 27: Natural Resource Assessment

Name of Natural Resource	Dependent Sectors	Status, Level of Utilization & Scenarios for future	Opportunities for optimal utilization	Constraints to optimal utilization	Sustainable Management strategies
Diatomite mining in Limuru (Ndeiya & Karai Ward)	Trade Physical Planning Finance WEENR		Best practice in exploitation	Private ownership Lack of proper mechanisms for refilling excavated sites	
Land	Agriculture Urban Planning Urban Renewal & Housing Environment,	overstretched and scarce Lands Land grabbing Increased land tenure	Better land use planning to maximize on residential and commercial building	Lack of title deeds Grabbing of public utilities Increased population growth	Provision of title deeds Repossession of grabbed lands Development of land use policy

Name of Natural Resource	Dependent Sectors	Status, Level of Utilization & Scenarios for future	Opportunities for optimal utilization	Constraints to optimal utilization	Sustainable Management strategies
	water and Natural Resources Public Works, Roads & Infrastructure Trade Health Education	insecurity Unresolved land disputes settlements experience some form of landlessness Declining lands for	development and provision of public utilities provide for urban and peri-urban agriculture Development	due to rural-urban migration I of landlessness	Implementing the spatial plan Legal and policy enforcement on land matters
Kinare and Kieni forest	Tourism Trade Environment, water and Natural Resources	Six forests with the major ones being kieni and kinale occupying an area of 426.62 squareKms. There is increased Logging living trails of destruction, Increased encroachment of the forests land and increased deforestation	provide medicinal herbs, timber, posts, firewood poles Forest walks, drives, birds and butterflies watching, cycling, running and picnics	Deforestation Encroachment and grabbing of forests land Inadequate awareness of the existence of activities like forest walks, drives, birds and butterflies watching, cycling, running and picnics Inadequate conservation of forests and its biodiversity	Legal and policy enforcement on conservation of forests and its biodiversity Tourism promotion programme Reforestation and afforestation Programme
Quarry in Juja	Trade Physical Planning Finance WEENR		Best practices in excavation and refilling	Lack of proper mechanisms for refilling excavated sites	
Carbon Dioxide Mining at Lari by	Trade Physical			Lack of proper mechanisms for	Adoption of environmental

Name of Natural Resource	Dependent Sectors	Status, Level of Utilization & Scenarios for future	Opportunities for optimal utilization	Constraints to optimal utilization	Sustainable Management strategies
Carbacid Ltd	Planning Finance WEENR			refilling excavated sites	friendly practices
16 permanent rivers	Agriculture WEENR	silt pollution from farming activities, Heavy metal poisoning from industries ,pesticides and herbicides, sewage discharges Reduced availability and access to safe potable water Spread of water- borne diseases	sustainable livelihoods for communities living along river banks e.g fish farming provide safe potable water	Release of harmful chemical substances from the agriculture activities, silts Deforestation along the river banks	Legal and policy enforcement River rehabilitation Programme
Name of Natural Resource	Dependent Sectors	Status, Level of Utilization & Scenarios for future	Opportunities for optimal utilization	Constraints to optimal utilization	Sustainable Management strategies
Twiga dams (Juja) Gatamaiyu, thiririka, chania Ndarugu Rwabura, Karimenu and Ruiru rivers	Fisheries Tourism Irrigation Agriculture	Water levels and quality expected to decline due to increased farming activities	Best aquaculture practices to avoid organic loading into the rivers. Regulation of waste water disposal Forest conservation for protection of water sheds. Regulation of	Declining water levels affects productivity. Decline in water quality affecting fish quality.	Promotion of best aquaculture practices in fish farms Regular restocking of rivers and dams with fingerlings. Monitoring of water levels and quality Regulate waste water and effluents from

Name of Natural Resource	Dependent Sectors	Status, Level of Utilization & Scenarios for future	Opportunities for optimal utilization	Constraints to optimal utilization	Sustainable Management strategies
			fishing activities.		farms
Soils	Agriculture Livestock Housing	Decline in soil fertility Soil erosion Soil contamination Diminishing agricultural land	Increased use of organic manure Crop rotation Change of land use	Soil erosion Relay farming Overuse of inorganic fertilizers Real estate development	Soil conservation measures Compost making Crop Rotation schedule Controlled land use policy
Range lands of Nashu, Juja Farms, Ngoliba and Gatwanyaga	AL&F and Environment	Uncontrolled quarrying	support more food production through irrigation enhanced livestock production	-low rainfall -uncontrolled quarrying -land subdivision into small parcels	-Legal and policy enforcement -Reforestation -Rangeland management -Irrigation
Diatomite mining in Limuru (Ndeiya & Karai Ward)	Trade Physical Planning Finance		Best practice in exploitation	Private ownership	
Quarry in Juja	Trade Physical Planning Finance	Lack of proper mechanisms for refilling excavated sites	Best practices in excavation and refilling		
Carbon Dioxide Mining at Lari by Carbacid Ltd	Trade Physical Planning Finance				Adoption of environmental friendly practices

4.4 Development Priorities and Strategies

4.4.1 County Assembly

Vision

A vibrant, value oriented, quality driven and people responsive County Assembly in Kenya

Mission

To be a transformative, efficient and trusted Assembly for Kiambu residents, in close consultation with, County, National and International stakeholders.

Strategic Development Goals

The functions of the County Assembly as enshrined in the Constitution of Kenya 2010 read together with the County Government's Act 2012 are representation, legislation and oversight. The Assembly's strategic objectives are:

1. To strength the capacity of members of the County Assembly in executing their role in Legislative, Oversight and Representation;
2. To enhance the County Assembly of Kiambu Public image
3. Staff Performance, Capacity & Service Delivery
4. Strengthen the Office of the Speaker and Other and Office of the Clerk
5. Improve the Working Environment for members and staff of the County Assembly

Development needs, Priorities and Strategies

No.	Development needs	Priority	Strategies
1.	Office Space	Construction of structural and infrastructural development projects and utilities	- Modern County Assembly that will facilitate debate and allow for openness and transparency. -Provide a conducive working environment for existing and new staff.
2.	Acquisition of land to expand the Assembly	Identification and acquisition of land	- Construction of Modern chambers that will facilitate debate and allow for openness and transparency.
3.	Ward Offices	Acquisition of land for construction and equipping of ward Offices. (Within the 60 wards)	Construction of Ward offices for members of the County Assembly to enhance the representation role of the Hon. members
4.	Security	Repair and expansion of Access road, erection of street lights and installation of CCTV cameras	Expansion of access road and installation of streetlights to improve security within the County Assembly

Table 28: County Assembly Programmes

Programme Name: P1; County Legislation, Representation and oversight									
Objective: Quality and enforceable legislative and improve oversight for accountability and good governance									
Outcome: Improving delivery of services to the residents of Kiambu County									
Sub Programme	Key Outcome	Base line	Key performance Indicators	Planned Targets					Total Budget
				Year 1	Year 2	Year 3	Year 4	Year 5	
SP 1.1 General Administration and support services	Improved Service delivery	0	Acquisition of land for expansion of Assembly		1				100 Million
		0	% Construction and Completion of Assembly's new chamber			50	50		780 million
		0	% Construction and Completion of structural and infrastructural development projects and utilities	10	30	20	20	20	1.055 billion
		0	Personal Emoulements	465	505	531	560	587	2.648 Billion
		0	Operations & Maintance	735	767	817	858	900	4.077 Billion
		6	No of capacity building forums held	2	1	1	1	1	50 Million
		0	No. of County Assembly staff Trained,	30	25	20	20	10	40 million
		0	No. of Performance appraisals done.	86	86	86	86	86	
			No. of Computer labs constructed and equipped		1	1			40 million
			% Completion of access road to the Assembly and installation of streetlights and CCTV camera		50	50			70 Million

			No. of vehicles Purchased	1	2	2	2	2	70 Million
SP 1.2 Legislative and Oversight Services	Quality and enforceable legislations and improved oversight for accountability and good governance		No. of 60 ward offices constructed and equipped			20	20	20	600 Million
		32	Number of legislations/ bills processed and passed	10	10	10	10	5	
		8	Number of oversight reports produced	4	4	4	4	4	
		10	Number of bi annual committee reports produced	2	2	2	2	2	
		4	No. of Budgets approved and Appropriation Act enacted	1	1	1	1	1	
TOTAL									9.530 Billion

4.4.2 County Executive

Composition

County Executive comprises of

- Office of the Deputy Governor
- County Secretary
- Chief of Staff
- Political Advisor
- Economic Advisor
- Liaison office

Development needs, Priorities and Strategies

Development needs	Priorities	Strategies
Coordination of Sector plans and Policies	Coordinate departments/sectors to formulate sector plans and policies	<ul style="list-style-type: none"> - Facilitate development of sector plans and policies - Table the sector plan and policies before the County Executive Committee - Table the sector plans and policies before the County Assembly for approval

Development needs	Priorities	Strategies
		- Follow up on implementation of sector plans and policies
Effective and efficient service delivery	Service charter	- Facilitate formulation and development of a County Service Charter - Coordinate county departments to develop their service charters - Follow up on implementation of the service charter
Inter-county relations	Strengthen Inter-county relations	- Develop harmonized working relationship between counties - Develop inter-County dispute resolution mechanisms
Inter-governmental relations	Strengthen linkages between County and National Government	- Collaborate with County Security Agencies on security matters - Link up with the national government on eradication of plastics and other toxic wastes - source funds for fire engines , fire fighting equipments and other emergencies
Performance Contract	Increase employee efficiency through Performance Contracting	- Formulation of a county performance contract - Cascade the Performance Contract to Departments - Coordinate departments to develop and implement performance contracts - Follow up on rewards system

Table 29: County Executive Sector Programmes

P1: Administration, Planning and Support Services									
Objective To provide effective and efficient public service delivery for enhanced governance and accountability									
Outcome: Good governance									
Sub Programme	Key Outcome	Baseline	Key performance Indicators	Planned Targets					
				Y1	Y2	Y3	Y4	Y5	Budget
SP 1.1 Administration Services	Improved safety, security and service delivery		Amount allocated to office operations and maintenance	141 M	151 M	160 M	169 M	181 M	802M
			No. of vehicles purchased	1					5M
SP 1.2 Personnel Services	Increased staff relevant		Number of staff trained	20	25	25	30	35	10M

	technical capacity								
			Amount allocated to personal Emoluments	64M	68M	72M	76M	81M	361M
TOTAL									1.178 B
P2: Government Advisory Services									
Objective: To ensure compliance with the set laws, regulations and procedures.									
Outcome: Orderly and transparent institutions with sound interpersonal relations									
SP 2.2 Inter-County Advisory Services	Enhanced inter-county relations		Number of collaboration and cooperation meetings with other counties	1	1	1	1	1	5M
TOTAL									5M
P3: Leadership and Coordination of Departments									
Objective: To ensure departments work towards achieving the institution goals and objectives									
Outcome: Harmonized departmental structures									
SP 3.1 Departments	Effective and efficient service delivery		Reduction in time used on transacting a service	2	3	3	5	5	40M
			Number of service charters developed	1	2	2	2	4	5M
SP 3.2 Intergovernmental Relations Council Support	Strengthening the link between the national and county government		Number of MOUs and agreements/ signed with the National Government	1	1	1	1	1	5M
SP 3.6 Performance Management	Increased workforce efficiency		Number of employees under performance contracting	10	10	20	20	20	5M
TOTAL									55M
GRAND TOTAL									2.365B

Cross-Sectoral Impacts

Programme Name	sector	Cross-sector impact	Measures to harness or mitigate the impact
----------------	--------	---------------------	--

		synergies	Adverse effects	
Administration, Planning and Support Services	All sectors/ departments	Communication, coordination and cooperation	Ineffective communication and administration systems	Setting up clear and effective communication channels.
Government Advisory Services	National Government, government agencies and other county governments	Collaborations and cooperation between National Government, government agencies and other county governments on various issues and overlapping functions	Overlapping functions in the two government levels	Regular meetings, agreements and MOUs to guide working relationship between the two levels of governments.
Leadership and Coordination of departments	All departments and National Government	Collaboration in service delivery, Conservation of environment and emergency management	Ineffective, and Uncoordinated Environmental degradation and emergencies management	Regular inter-departmental and inter-agencies meetings, Involvement of all sectors and government agencies in environmental law enforcement Regular disaster preparedness and prevention meetings

4.4.3 County Public Service Board

Vision

To be a leading agency of excellence in county public service, management and development.

Mission

To provide policy direction in human resource management and development, advice on appropriate organization structures initiate and coordinate human resource reforms to improve service delivery in county public service for sustainable socio-economic development.

Goal

The goal is to improve service delivery in the public sector through increased productivity of human resources

Table 30: County Public Service Board Programmes

Programme P1:General Administration, Planning and Support Services									
Objective: To improve service delivery									
Outcome: Improved service delivery									
Sub Programme	Key Outcome	Baseline	Key performance Indicators	Planned Targets					Total Budget
				Year 1	Year 2	Year 3	Year 4	Year 5	
SP 1.1 Administration, and Personnel services	Improved service delivery		% of successful recruitments and promotions done	30	20	20	20	10	150M
			Amount in Kshs allocated per personal emoluments	23M	24M	26M	27M	29M	129M
			% of cases on noncompliance successfully resolved	40	45	50	55	60	
			% of Staff satisfaction	20	20	20	20	20	
			Number of competences inventory	1	-	-	-	-	
			No. of Manual developed.	1	-	-	-	-	
			No. of constitution sensitization forums held(Article 10 and 232)						90M
			No. of human resource advisory meetings held.						25M
			No. of capacity building/tranings conducted						25M
TOTAL									419M

4.4.4 Finance,ICT and Economic Planning

Sector composition

The department comprises of

- Accounts,
- Procurement, and supply chain management
- Internal Audit,
- Economic Planning,
- Budget and expenditure,

- County Revenue,
- ICT
- Debt management
- Asset management

Vision

A strategic leader in resource mobilization, economic planning and prudent public financial management

Mission

To offer effective and efficient services in resource mobilization, public finance management, coordination, economic planning and development for a safe and harmonious county.

Sector Goal

The sector goal is to mobilize public resources and ensure efficient allocation of the resources to the county expenditure priorities for enhanced accountability and service delivery.

Development needs, Priorities and Strategies

Need	Priority	Strategy
Planning, policy document formulation and results tracking	<ul style="list-style-type: none"> - County Development plans, Budgets, CBROP, CFSP, FEP strategic plan, Procurement plan, annual work plan, Finance and Appropriation bills - Monitoring and evaluation legal framework - - Data management 	<ul style="list-style-type: none"> - Formulation, development and implementation of sectoral policies and programmes - Formulation of M&E legal framework and Establishment of CIMES - Regular data collection and management to support evidence based decision making - Operationalizing the M&E system in the county through E-NIMES
Linkages between policy, planning and budgeting	Strengthen the MTEF process at all levels	<ul style="list-style-type: none"> - Deepen MTEF process by basing it on the CIDP - Cascade and operationalize the MTEF process at the Sub County and ward level - Institutionalize Public Expenditure Review (PER) and use it as a basis to allocate

Need	Priority	Strategy
		resources annually
Coordination and tracking the implementation of CIDP	Capacity to provide leadership and coordination required for successful implementation of the CIDP	<ul style="list-style-type: none"> - Establishment of the Sector Working groups and County Budget and Economic Forum. - Preparation of annual budgets - Provide leadership in fast tracking of the implementation of CIDP. - Establish a clear operational framework between the Sector Working Groups and the Departments. - Track progress of the implementation of CIDP - Mid Term and End Term reviews of CIDP - Training staff and citizens on CIDP
Human Resource Development	Capacity building	<ul style="list-style-type: none"> - Prepare staff establishment - Identification of training needs - Provide staff capacity developments and Trainings
Internal Revenue	Revenue enhancement	<ul style="list-style-type: none"> - Revenue mapping - Revise fees, rates, levies, - Reduce revenue leakages and seal loopholes - Broaden the fees, rates and levies base - Adopt appropriate technology in revenue collection - Enhance capacity of the revenue collectors - Sensitization of the public on fees, rates and levies compliance
Public Finance management	<ul style="list-style-type: none"> - Compliance to financial regulations - Internal and external audits - Public procurements - Accountability of public resources 	<ul style="list-style-type: none"> - Institutionalize strong accounting internal control systems - Carry out regular audits - e-procurement - Proper maintenance of accounting records, - Timely provision of financial reports. - Monitoring of revenue and expenditures approved by County Assembly

Need	Priority	Strategy
Office space	<ul style="list-style-type: none"> - County and Sub county Finance and Economic Planning offices - Financial and non financial resources 	<ul style="list-style-type: none"> - Construction and equipping of County and Sub county Finance and Economic Planning offices - Allocate adequate resources to run these offices
ICT infrastructure	<ul style="list-style-type: none"> - HQ offices and sub counties offices - Management information system - Enhance use of ICT 	<ul style="list-style-type: none"> - Data cabling, data centre, unified communication system, Disaster Recovery Planning and internet connection - Develop integrated system:, HMIS with EMR ,GIS system - Build and enhance the existing ICT infrastructure as well as increase the number of ICT equipment - Offer training to the community on the use of ICT equipment available in the hubs - Encourage and support ICT solution innovations among the youth

Table 31: Finance ,ICTand Economic Planning Programmes

Programme P1:General Administration, Planning and Support Services									
Objective: To improve service delivery									
Outcome: Improved efficiency and effectiveness in service delivery									
Sub Programme	Key Outcome	Baseline	Key performance Indicators	Planned Targets					Total Budget
				Year 1	Year 2	Year 3	Year 4	Year 5	
SP 1.1 Administration Services	Strengthened Legal and regulatory framework planning and budgeting	10	No of finance and Appropriation bills drafted and tabled to the county assembly	2	2	2	2	2	30M
		1	CBEF committee formed and functional	1	-	-	-	-	5M
		0	No. of CBEF trainings	2	2	2	2	2	10M

			conducted						
			No of office blocks constructed	2	3	3	2	2	100M
SP 1.2 Personnel Services	Enhanced human resource development	800	Number of officers capacity built	806	806	806	806	806	40M
		150	Number of staffs registered with professional bodies	180	180	180	180	180	15M
		1	Number of HR audit done	1	-	1	-	1	6M
SP 1.3 Finance Services	Improved service delivery		Amount in Kshs allocated per personal emoluments	600M	636M	675M	714M	757M	3.4B
			Amount allocated operation and maintenance.	719M	762M	808M	856M	908M	4.1B
TOTAL									7.706B
Programme P2: Financial management services									
Objective: To ensure prudent utilization of public resources									
Outcome: Improved prudence and compliance in the management of public resources									
Sub Programme	Key Outcome	Baseline	Key performance Indicators	Planned Targets					Total Budget
				Year 1	Year 2	Year 3	Year 4	Year 5	
Accounting, Financial Standards and Reporting	Compliance to international public sector , accounting standards (IPSAS)	0	% compliance to IPSAS	40%	50%	60%	70%	80%	10M
		20	Number of quarterly financial statements prepared and submitted	4	4	4	4	4	10M
		5	Number of annual financial statements prepared and submitted	1	1	1	1	1	10M
Procurement and Supply Chain Management	Compliance to Procurement laws and regulation	0	% compliance to Procurement laws and regulations	40%	50%	60%	70%	80%	10M

		5	Number of annual procurement plans prepared	1	1	1	1	1	10M
Internal Audit	Compliance to internal controls	40%	% compliance	45%	50%	55%	60%	65%	10M
		20	Number of quarterly audit reports prepared	4	4	4	4	4	10M
		5	Number of internal annual audit reports prepared and submitted	1	1	1	1	1	10M
		1	Number of functional audit committee formed	-	-	1	-	-	10M
		0	Number of capacity building sessions on audit committee	2	2	2	2	2	10M
TOTAL									100M
Programme P3: Economic planning and budgetary services									
Objective: To coordinate planning , policy formulation and tracking of results									
Outcome: Improved service delivery									
Sub Programme	Key Outcome	Baseline	Key performance Indicators	Planned Targets					Total Budget
				Year 1	Year 2	Year 3	Year 4	Year 5	
Economic policy and County planning	Well-coordinated County planning and policy formulation	0	Number of CIDP prepared and submitted to the county assembly	1	-	-	-	-	12M
		5	Number of ADP prepared and submitted to the county assembly	1	1	1	1	1	5M
		1	Number of CIDP reviews done	-	-	1	-	1	10M
		12 sub counties	No of ward public participation meetings held	60	60	60	60	60	10M

Monitoring and Evaluation	Proper coordination of county programs timely feedback and prompt corrective mechanism	5	Number of monitoring and evaluation reports	4	4	4	4	4	20M
		0	functional county Integrated Monitoring and Evaluation System(CIMES)	-	1	-	-	-	50M
County Statistical information services	Accurate and updated county statistical information and data	0	Number of surveys done and quality assessment	1	1	1	1	1	10M
		1	Number of county fact sheets develop, updated and disseminated	1	-	1	-	1	8M
Budget and expenditure	Improved efficiency in budgetary allocation and proper expenditure controls	30%	Percentage of development budget to total county budget	31	33	35	37	39	20M
		5	Number of CBROP prepared and submitted to the county assembly	1	1	1	1	1	10M
		5	Number of CFSP prepared and submitted to the county assembly	1	1	1	1	1	10M
		3	Number of PBB prepared and submitted to the county assembly	1	1	1	1	1	10M
TOTAL									175M
Programme P4: Resource Mobilization and Revenue									
Objective: To enhance resource mobilization and streamline revenue collection									
Outcome: Increased County revenue base									
Sub Programme	Key Outcome	Baseline	Key performance Indicators	Planned Targets					Total Budget
				Year 1	Year 2	Year 3	Year 4	Year 5	
SP 4.1 Revenue Generation and Estimates Modelling	Increased County revenue	2.064B	Amount in kshs(million) collected annually as internal revenue	2.6B	2.756B	2.921B	3.1B	3.3B	100M
		40	Number of automated Revenue streams	1	1	1	1	1	
Resource and Revenue Policy	Well-coordinated revenue collection	-	Number of revenue policy implemented			1			

Advisory									
TOTAL									100M

Programme P5; ICT									
Objective: Development of a vibrant ICT infrastructure and Establishment of a functional and dynamic information management systems									
Outcome: A well-developed ICT infrastructure and a functional Management Information Systems									
Sub programme	Key outcome	baseline	Key performance indicators	Planned target					
				Year 1	Year 2	Year 3	Year 4	Year 5	Total budget
ICT infrastructures	A well developed and quality ICT infrastructure	12	No of offices connected to with functional LAN	20	20	20	20	20	100M
		0	No. of public hotspots	12	12	12	12	12	200M
		12	No of active office WiFi hotspot	20	20	20	20	20	150M
		0	No. of operational ICT hubs constructed and equipped	3	2	2	2	3	300M
Management information system	Functional and dynamic management information systems	4	No of e-platforms developed and in use	1	1	1	1	1	50M
		0	No of e-registered youths on the County data base	1000	3000	3000	4000	4000	25M

Total	825M
Grand Total	8.906B

Cross-sectoral impacts

Programme Name	Sector	Cross-sector Impact		Measures to Harness or Mitigate the Impact
		Synergies	Adverse impact	
Resource Mobilization and Revenue	All sectors	Increased County revenue	High resistance from citizens	Improved and efficient service delivery
Economic planning and budgetary services	All sectors	Improved efficiency and proper expenditure controls		Encourage proper planning
Financial management services	All sectors	Compliance to international public sector , accounting standards (IPSAS)		

4.4.5 Administration, Public Service and Communication

Sector composition

The sector comprises of

- Administration and public service.
- Human Resource Management
- Enforcement
- Betting and Gaming Control
- Alcoholic Drinks Control

- Legal services
- Public Participation
- Disaster Management and Special Programmes
- Communication

Vision

A people-centred, transformative and accountable administration and public service.

Mission

To provide effective and efficient services through guided formulation and implementation of regulatory framework to the public.

Sector Goals

1. To provide quality treatment, rehabilitation and awareness in relation to alcohol and substance abuse.
2. To enhance responsible betting and curb illegal gambling
3. Improve public participation and create citizen awareness on services offered by the County government.
4. To provide effective and efficient services through guided formulation and implementation of regulatory framework to the public.
5. To develop and maintain an effective and efficient county workforce.
6. To maintain well coordinated enforcement and inspectorate services

Development Needs, Priority and Strategies

Development Need	Priority	Strategy
Human Resource Development	Capacity building	<ul style="list-style-type: none"> - Prepare staff establishment - Identification of training needs - Provide staff capacity developments and Trainings
Office space	<ul style="list-style-type: none"> - County and Sub county offices - Financial and non-financial resources 	<ul style="list-style-type: none"> - Construction and equipping of County and Sub county offices - Allocate adequate resources to run these offices
Public Education and Awareness	<ul style="list-style-type: none"> - Community participation 	<ul style="list-style-type: none"> - Engaging the public on participation during

Development Need	Priority	Strategy
	<ul style="list-style-type: none"> - Alcohol and substance abuse sensitization - Curbing of illegal gambling and irresponsible betting 	<ul style="list-style-type: none"> projects/programs prioritization and legislation - Applying preventive science as a measure to fight alcohol and substance abuse during meetings and workshops - Public meetings and forums to sensitize the public against illegal gambling
Enforcement	Empower County Inspectorate unit	- Conduct raids, crackdowns, arrests and charging those who do not comply with the set County laws
County Headquarters' exit and public lounge	Safety, security and service delivery	<ul style="list-style-type: none"> - Construction of an exit gate - Construction and equipping of a public lounge
One stop shop for county services	Decentralization of services	- Construction of a one stop building where the citizens can access all county services under one roof
Communication	Increase awareness of government services and operations to the members of the public	<ul style="list-style-type: none"> - Developing and dissemination of county weekly magazine - Come up with a county radio station - Increased use of social media platforms in communicating government programmes

Table 32: Administration and Public Service programmes

Programme Name: Administration , planning and support services									
Objective: To provide effective and efficient services to the public									
Outcome: Improved service delivery									
Sub Programme	Key Outcome	Baseline	Key performance Indicators	Planned Targets					
				Y1	Y2	Y3	Y4	Y5	Budget
Administration services	Improved service delivery	6	-Number of office blocks constructed and equipped in the sub counties.	1	1	1	1	1	350M

	Improved accessibility to county services		percentage increase in the number of residents accessing county services	20	20	20	20	20	
		8	Number of offices renovated	1	1	1	1	1	50M
			-Percentage increase in the number of residents assessing services	20	20	20	20	20	
		0	Number of Exit gate at the County Headquarters	1					7M
		0	Number of waiting lounge constructed and equipped at the county headquarters	1					10M
		0	Percentage completion rate of one stop county service center(County Huduma Center)	20	20	20	20	20	20M
		18	-number of vehicles procured	3	3	3	3	5	85M
		0	Number of Ablution blocks constructed	1					5.M
Personnel Services	Improved services	397M	Amount in Kshs allocated to Personal emoluments	358	379	402	426	452	2.017B
Financial services	Improved services	210M	Amount in Kshs allocated to Operations	140 M	140 M	140 M	140 M	140 M	700M

			and maintenance						
County legal services	Improved county legal services	8	Number of legal officers registered for professional membership	8	8	8	8	8	1.2M
		200M	Percentage reduction on litigation costs, awards and judgments	10	10	10	10	10	200M
			Percentage increase in legal compliance	10	10	10	10	10	2M
County inspectorate services	Well-coordinated enforcement and inspectorate services	0	Number of inspectorate staff uniforms and equipment procured.	300	300	300	300	300	20M
		0	Number of inspectorate staff trained -percentage reduction in the number of enforcement related complaints	20 20	20 10	20 10	20 10	20 10	12M
Disaster Management	Safe, resilient and more sustainable Society	0	Percentage increase on the resources mobilized for disaster risk reduction strategies and programmes	15	15	15	15	15	6M
		0	Percentage increase on Disaster preparedness and management trainings	5	10	15	20	25	6M

			Percentage increase on mapped out disaster risk prone areas	30	20	15	15	10	
			Percentage increase in disaster risk reduction strategies	5	10	15	20	25	
TOTAL									3.3912 B
Programme Name: Alcohol, Drug and substance abuse control and rehabilitation									
Objective: To reduce and create awareness on alcohol, Drug and substance abuse and offer rehabilitation services									
Outcome: Reduced incidences of drug and substance abuse									
Sub Programme	Key Outcome	Baseline	Key performance Indicators	Planned Targets					
				Year 1	Year 2	Year 3	Year 4	Year 5	Total Budget
Awareness creation and Rehabilitation services	Reduced incidences of alcohol, drug and substance abuse	0	Number of prevention and treatment programs initiated and implemented through partnerships(2 programs per sub county)	24	24	24	24	24	30M
		0	Percentage completion of rehabilitation centers established	20	20	20	20	20	100M

			percentage increase in the number of people accessing treatment and rehabilitative services	-	-	10	20	30	30M
		0	Number of drop in centers in operation	2	2	2	3	3	60M
			percentage increase in the number of people accessing treatment and rehabilitative services	10	15	20	25	30	33M
Enforcement and crackdown	Reduced illicit brews, counterfeits and substandard alcohol.	0	Percentage reduction on illicit brews, counterfeits and substandard alcohol.	16%	16%	16%	16%	16%	39M
Intervention programs/projects on illicit brewers	Intervention programs for illicit brewers in place	0	Number of people engaged in alternative businesses/ programs/projects initiated.	300	300	400	400	500	65M
			-Percentage reduction in the number of people engaged in illicit brewing	10	15	20	25	30	

Public education and awareness	Increased awareness on harmful use of alcohol, drugs and substance abuse	0	Number of persons sensitized on dangers of harmful use of alcohol, drugs and substance abuse.	12,000	12,000	12,000	12,000	12,000	12M
			percentage decrease in the number of persons dependent on alcohol and substances abuse	10	15	20	25	30	
Research on alcohol and drug abuse	Improved planning on alcohol, drug and substance abuse in the county	0	Number of Status reports prepared.	1	1	1	1	1	5M
		0	Number of research reports prepared.	1	1	1	1	1	5M
			percentage increase on the number of intervention strategies put in place	5	5	7	10	15	
TOTAL									379M
Programme Name: Betting and gaming									
Objective: to enhance responsible betting and curb illegal gambling									
Outcome: Reduced irresponsible betting and illegal gambling									
Betting control, licensing and regulation services	Regulated, controlled and coordinated betting activities	0	Percentage reduction in the number of illegal betting outlets.	30%	20%	20%	20%	20%	2M
			percentage decrease in the number of people involved in irresponsible betting and gaming	30%	20%	20%	20%	20%	

Public education on responsible and illegal gambling	Increased awareness on responsible gambling	0	Number of public awareness forums held	13	13	13	13	13	6M
			Number of people sensitized	13,000	13,000	13,000	13,000	13,000	
Enforcement and crackdown	Curbing of illegal gambling and irresponsible betting	0	Percentage reduction on illegal gaming and betting outlets	30	20	20	10	10	2M
			Number of illegal operators prosecuted	100	100	100	100	100	
TOTAL									10M
Programme Name: Public Participation and Citizen petitions.									
Objective: improve public participation and create citizen awareness on services offered by the County government									
Outcome: Increased public participation and citizen awareness on services offered by the county government									
Civic education and sensitization of the public	Increased citizen awareness on the various service delivery structures of the county	0	Number of information, Education and Communication (IEC) disseminated	12,000	12000	12000	12000	12000	12M
public participation, civic engagement and citizen petition	Increased public participation in government programmes	0	Number of public participation forums held.	60	60	60	60	60	30M
			percentage increase in the number of residents involved in the county public participation forums and decision making	20	20	20	20	20	
	Formulation of public	0	Number of guidelines/p	1	1	1	1	1	2M

	participation and civic education guidelines/policies through partnerships with other state and non-state agencies	0	olicies developed	20	20	20	20	20	
Complaints and feedback handling mechanisms	Improved handling of complains and feedback by the County Government	0	Percentage reduction on complaints received and handled	20	20	20	20	20	2M
	Formulation of complaints and feedback handling mechanisms		Number of complaints and feedback mechanisms formulated	1	1	1	1	1	
TOTAL									46M
Programme Name: HUMAN RESOURCE MANAGEMENT SERVICES									
Objective: To develop and maintain an effective and efficient county workforce.									
Outcome: improved service delivery									
Human Resource Management	Improved service delivery	0	Number of human resource policies developed	1	1	1	1	1	2.5M
		0	Number of staff satisfaction surveys conducted	1	1	1	1	1	2.5M
		0	Number of performance appraisals done	1	1	1	1	1	2.5M
			Number of staff rationalization reports prepared	1	nil	nil	1	nil	2.3M
Human Resource Development	Enhanced staff capacity	0	Number of training need assessments	1	1	1	1	1	2.5M

			done						
		0	Percentage increase on staff trained	5	5	5	5	5	
Anti-corruption	Improved service Delivery	0	Percentage reduction on unethical and corrupt practices.	10	10	10	10	10	2.5M
			Number of corruption reporting mechanisms initiated.	13	13	13	13	13	
			Percentage increase in the corruption risk areas mapped out	20	20	20	20	20	
	Improved County capacity in the fight against corruption	0	Percentage increase in the number of trainings held on the fight against corruption	5	10	15	20	25	5M
			Number of officers trained on Public Officers Ethics Act,2003	1500	1500	1500	1500	1500	
			Number of mainstreamed county anti-corruption policies and guidelines	1	1	1	1	1	
			Number of County Anti-Corruption Agencies established	1	1	1	1	1	
TOTAL									19.8M

Programme: Communication									
Objective: Improve dissemination of information on governance to the members of the public through diversified platform of communication									
Outcome: Increased awareness of government services and operations by members of the public									
Sub programme	Key outcome	Baseline	Key performance indicators	Planned target					
				Year 1	Year 2	Year 3	Year 4	Year 5	Total budget
Public communication	Increased awareness of government services and operations by the members of the public	500	No. of weekly newspaper copies distributed	1000	1500	2000	2500	3000	8.789M
		4	No. of active digital platforms	6	8	10	12	15	10.986M
		2	No. of customer care desk and compliant box established	12	12	12	12	12	6.591M
		200	No. of adverts featured in newspapers ,radio and television platforms	250	300	300	350	400	131.837
Total									158.205M
Grand Total									4.104B

Cross-Sectoral impacts

Programme Name	Sector	Cross-sector Impact		Measures to Harness or Mitigate the Impact
		Synergies	Adverse impact	
Alcohol, Drug and substance abuse control and rehabilitation	All sectors	A healthy, productive county population	Loss of business after closure of some alcoholic drinks outlets and illegal brewing.	Provision of alternative income generating projects to those involved in illegal alcoholic trade.

Public Participation and Citizen petitions	All sectors	Timely access to county information, data, documents and other related information relevant to county policy formulation, implementation and oversight	A lot of resources will be spent.	Allocating budgetary allocations for public participation
Human Resource Management	All sectors	Improved service delivery	Requires enormous resources	Provision of adequate budgetary allocations.
County enforcement	All sectors	Well-coordinated enforcement and inspectorate services	Friction between public and the county government	Sensitize the public on various county legislations and their importance
Betting and gaming	Youth and sports, Education,	responsible betting and gaming	Loss of business after closure of some betting and gaming outlets	Sensitization on the need for responsible betting and gaming

4.4.6 Agriculture, Livestock and Fisheries

Sector composition

The sector comprises of three directorates namely

- Crops and Irrigation,
- Livestock,
- Veterinary,
- Fisheries development
- Agribusiness & Marketing.

Vision

A Healthy, Food secure and Prosperous County

Mission

To promote sustainable agriculture through capacity building on agricultural productivity, food and nutrition security, value addition, marketing, extension and infrastructural development.

Sector goal

1. To create a favourable framework for sustainable development of the livestock, fisheries sector and provide support services that increase productivity, value addition and market access for the sector products
2. To provide sustainable livelihoods, household food and nutritional security to families while contributing to socio economic development of Kiambu County.

Development needs, Priorities and Strategies

	Development Need	Priority	Strategy
1.	Irrigation Water	Increase area under irrigation agriculture in the County	<ul style="list-style-type: none"> - Rain water harvesting into <ul style="list-style-type: none"> -dams -water pans -Water reservoirs - Drilling of shallow wells - Renewable energy for pumping water - Empower/capacity build community water management committees - Expand intakes - River catchment - Drip Irrigation - Conservation Agriculture
2.	Extension services	Provide quality and efficient technical services to farmers across the County	<ul style="list-style-type: none"> - E-extension - Village Based Advisory services - New innovative technologies - Field days/ farmer field schools/farmer groups/ demonstrations/ shows and exhibitions/ symposium/
3.	Accessible, quality and affordable agricultural inputs	Seed, fertilizer, sexed semen, quality livestock breeds, fingerlings, herbicides and pesticides.	<ul style="list-style-type: none"> - Smart Subsidy programmes - Appropriateness of inputs - Agricultural inputs fund - Quality regulation-animal feed law - Input distribution system
4.	Marketing	Crops, livestock and fisheries products	Infrastructure and information development <ul style="list-style-type: none"> - collection centers - organized marketing system - value addition - Real time market information platforms - Information Resource Centres
5.	Agro-processing		<ul style="list-style-type: none"> - Hides and skin - Multi fruit - Leather industry - Animal feeds - Vegetables - Dairy

6.	Reduce post-harvest losses	Crops, livestock and fisheries products	<ul style="list-style-type: none"> - Cold storage chains - Post-harvest storage facilities - Post-harvest training programmes
7.	Crop and Animal pests and Diseases	Crops, livestock and fisheries	Disease surveillance and control <ul style="list-style-type: none"> -Vaccination -Livestock movement control -Meat inspection -Plant and Livestock clinics
8.	Research	Agricultural research	<ul style="list-style-type: none"> - Research liaison meetings - Linkage with research institutions - Research agenda setting - Lobby for representation in research institutions

Table 33: Agriculture, Livestock, Fisheries Sector Programmes

Programme Name: Administration, Planning and Support Services									
Objective: To enhance effective and efficient service delivery									
Outcome: Enhanced effective and efficient service									
Sub Programme	Key Outcome	Baseline	Key performance Indicators	Planned Targets					Total Budget
				Year 1	Year 2	Year 3	Year 4	Year 5	
Administration Services	Enhanced effective and efficient service delivery.	2 offices (Kiambaa and Kabete)	No. of Sub county offices constructed and equipped	1	1	0	0	0	10M
		90,000 farmers underserved	No. of Farmers reached with extension services	20,000	20,000	30,000	10,000	10,000	
		200,000 farmers not reached with extension service due to transport challenge	No. of vehicles procured and issued to Subcounties	2	1	1	1	0	15M
	No. of farmers reached	1000	1500	1500	5000	5000			
Personnel Services	Effective agricultural service delivered	24	No. of Staff undertaking promotional and refresher courses	100	100	100	100	100	10M

Programme Name: Administration, Planning and Support Services									
Objective: Toenhance effective and efficient service delivery									
Outcome:Enhanced effective and efficient service									
Sub Programme	Key Outcome	Baseline	Key performance Indicators	Planned Targets					Total Budget
				Year 1	Year 2	Year 3	Year 4	Year 5	
Support Services	Improved service delivery		Amount in Kshs allocated per personal emoluments	393.8 M	417.4M	442.5 M	469M	497.2 M	2.22B
			Amount allocated operation and maintenance.	64.7 M	68.6 M	72.7 M	77.1 M	81.7 M	364.8 M
Total									2.585B

Programme Name: Policy, Strategy and Management of Agriculture									
Objective: To create an enabling environment for agricultural, livestock and fisheries investment									
Outcome: An enabling policy environment for increased productivity									
Sub Programme	Key Outcome	Baseline	Key performance Indicators	Planned Targets					Total Budget
				Year 1	Year 2	Year 3	Year 4	Year 5	
Agricultural Policy, Legal and Regulatory Frameworks	A well-regulated agricultural sector	0	No. of Policies/regulations developed	1	2	2	2	2	3M
		0	Agricultural committees established	30	30	13	0	0	2M
Agricultural Planning and Financial Management	A well planned and managed agricultural sector	20	No. of Financial Reports done	4	4	4	4	4	Budget in O&M
		1	Two strategic plans done	0	1	0	0	0	3M
Sector Working Group Support (SWG) and Liaison	Coordinated implementation of programmes and projects	0	One SWG established	1	0	0	0	0	-
		0	At least 4 meetings/forums held per year	4	4	4	4	4	2M
Total									10M

Programme Name: Crop Development and Management									
Objective: To enhance crop productivity and increase incomes									
Outcome: Increased crop yield household incomes and food security									
Sub Programme	Key Outcome	Baseline	Key performance Indicators	Planned Targets					Total Budget
				Year 1	Year 2	Year 3	Year 4	Year 5	
Land and Crop management and Productivity Enhancement	Increased productivity	0	No. of Conservation Agriculture Demonstration plots established and fully equipped	61	120	120	120	120	10M
		0	No. of Lead farmers trained	60	120	120	120	120	2M

Programme Name: Crop Development and Management									
Objective: To enhance crop productivity and increase incomes									
Outcome: Increased crop yield household incomes and food security									
Sub Programme	Key Outcome	Baseline	Key performance Indicators	Planned Targets					Total Budget
				Year 1	Year 2	Year 3	Year 4	Year 5	
		0	No. of farmers trained	1500	4500	3000	3000	3000	7.7M
		0	Farm Tractors procured	4	4	0	0	0	5M
		760	% Increase in acreage (Ha) under fruit trees	2	2	2	2	2	20M
		2	Level of Increase in coffee cherry production (Kg/tree/yr)	2.5	3	3.5	4	5	5M
		30	Amount (Tonnes) of Drought tolerant seeds procured and distributed.	50	50	50	50	50	100M
		9	No. plant clinics Equipped and operationalized	3	5	5	5	3	2.1M
		0	Amount of pesticides (litres) procured and distributed	1000	1000	1000	1000	1000	5M

Programme Name: Crop Development and Management									
Objective: To enhance crop productivity and increase incomes									
Outcome: Increased crop yield household incomes and food security									
Sub Programme	Key Outcome	Baseline	Key performance Indicators	Planned Targets					Total Budget
				Year 1	Year 2	Year 3	Year 4	Year 5	
		4.5	Amount (Tonnes) of Potatoes seed procured and distributed.	50	50	50	50	50	10M
		0	No. of soil testing kits	5	4	3	3	0	16.5M
			No. of soil samples collected and tested	120	660	1100	1540	1540	
			Regional soil sampling done						10M
			50	Length (Km) of soil and Water conservation (SWC) structures.	60	60	60	60	60
		0	No. of Dumy levels (for SWC) Procured	6	7	0	0	0	1M
		0	No. of Total stations (For SWC) Procured	1	1	1	1	0	4M
		0	No. of survey books (For SWC) procured	60	60	60	60	60	0.15M
		0	No. of staff trained on use of SWC equipment's	30	30	20	10	10	1M
Irrigation Development and Management	Increased area under irrigation	100	No. of small scale water pans Constructed for demonstration	30	30	30	30	30	18M
		12%	Increased acreage under irrigation	2	2	2	2	2	

Programme Name: Crop Development and Management									
Objective: To enhance crop productivity and increase incomes									
Outcome: Increased crop yield household incomes and food security									
Sub Programme	Key Outcome	Baseline	Key performance Indicators	Planned Targets					Total Budget
				Year 1	Year 2	Year 3	Year 4	Year 5	
		1	No. of community water pans Constructed	1	1	1	1	1	39M
		40	No. of Drip Kits Procured and installed	121	120	120	120	120	15M
		2	No. of community irrigation projects completed	2	2	2	2	2	150M
		1	No. of water storage tanks constructed.	1	1	1	1	1	20M
		0	No. of solar powered systems installed for irrigation		1	1	1		9M
Provision of quality extension services	Quality extension services provided	200,000	No. of Farmers reached with extension messages	20000	80000	100000	100000	100000	20M
		2	Extension-Research Liaison meetings held	4	4	4	4	4	1.2M
SP 3.4 Capacity Enhancement on Productivity of prioritized value chains	Productivity of priority value chains (PVC) increased	3	No. of opportunities identified per PVC	15	0	0	0	0	2M
		0	No. of service providers trained on identified opportunities per PVC by gender	10	20	10	0	0	

Programme Name: Crop Development and Management									
Objective: To enhance crop productivity and increase incomes									
Outcome: Increased crop yield household incomes and food security									
Sub Programme	Key Outcome	Baseline	Key performance Indicators	Planned Targets					Total Budget
				Year 1	Year 2	Year 3	Year 4	Year 5	
		1	No. and type of VC innovations promoted	2	6	6	0	0	
		1	No. of VC innovations implemented	3	3	3	2	1	
		3	No. of Climate Smart Agriculture (CSA) technologies identified	6	2	2	0	0	
		1	No. of Climate Smart Agriculture (CSA) technologies in use	1	3	4	1	1	
		50	No. and type of CSA technologies users by gender	1000	3000	6000	6000	2000	
Revitalization of Agricultural Mechanization Services(AMS) - Ruiru	Revitalized AMS Station	30	% of workshop completed and equipped	30	20	20	0	0	15M
		0	% of machinery shed completed	100	0	0	0	0	4M
		1	No of tractors procured and equipped	1	1	1	1	1	18M
			No. of water harvesting structures constructed	6	6	6	6	6	
		0	No. of plant rehabilitated	1	1	-	1	1	10M
			No. of farmers reached with mechanization interventions	1000	1000	1000	1000	1000	

Programme Name: Crop Development and Management									
Objective: To enhance crop productivity and increase incomes									
Outcome: Increased crop yield household incomes and food security									
Sub Programme	Key Outcome	Baseline	Key performance Indicators	Planned Targets					Total Budget
				Year 1	Year 2	Year 3	Year 4	Year 5	
			No. of farmers trained on mechanization technologies	1500	1500	1500	1500	1500	
			No. of Youth Groups trained on mechanization technologies						
		3	No. of survey equipment procured	2	3	2	1	1	3M
	Mechanization services enhanced	10	No of plant operators trained	15	15	15	15	15	2M
		0	No. of ploughing contests held	1	1	1	1	1	3M
		0	No of staff trained on new emerging mechanization technologies	3	4	4	4	4	2M
		0	No of youth groups accessing trainings	3	4	5	4	4	5M
Upgrading of Waruhiu ATC	Upgraded Waruhiu ATC	0	No of master plan developed	1	0	0	0	0	0.5M
			No. of farmers accessing trainings in Waruhiu	10000	10000	10000	10000	10000	

Programme Name: Crop Development and Management									
Objective: To enhance crop productivity and increase incomes									
Outcome: Increased crop yield household incomes and food security									
Sub Programme	Key Outcome	Baseline	Key performance Indicators	Planned Targets					Total Budget
				Year 1	Year 2	Year 3	Year 4	Year 5	
			ATC						
			No. of farmers adopting appropriate modern technologies	2000	2000	2000	2000	2000	
		0	Length of fence installed in metres	500	800	500	900	0	5M
		75	% of hostel block completed	25	0	0	0	0	3.5M
		0	Water tank tower constructed	1	0	0	0	0	3M
		0	% of storey hostel block constructed	30	30	20	20	0	45M
		0	Land scaping done	0	0	0	0	1	1M
		0	Length(m) of road levelled and murramed	1000	0	1000	0	0	10M
		1	No. Zero grazing units rehabilitated	1	0	0	0	0	0.5M
		0	Tonnes of farm feeds formulated	43.2	43.2	43,2	43.2	43.2	8.35M
		0	% completion of water dam and water supply system installed	1	0	0	0	0	15M
		0	No. of farmers Trainings held	12	12	12	12	12	10M
			% area under	10	10	10	10	10	3M

Programme Name: Crop Development and Management									
Objective: To enhance crop productivity and increase incomes									
Outcome: Increased crop yield household incomes and food security									
Sub Programme	Key Outcome	Baseline	Key performance Indicators	Planned Targets					Total Budget
				Year 1	Year 2	Year 3	Year 4	Year 5	
			soil water conservation						
		0	Number of Horticulture enterprises developed	2	2	2	2	2	5M
		14.5	Acres of coffee rehabilitated	3.5	3	3	3	2	3M
		2.5M	Amount of revenue (kshs) generated	2M	2M	2M	2M	2M	
		0	% completion of LAN connection installed	1	0	0	0	0	0.5M
		0	No. Stand by generators installed	1	0	0	0	0	0.5M
		0	No. of workshops equipped	0	0	1	0	0	1.2M
		0	Number of Coffee pulping unit constructed and equipped	0	0	1	0	0	2.523M
		0	No. of houses refurbished	1	1	1	1	1	3M
		0	No. of biogas units rehabilitated and installed	1	0	0	0	0	0.3M
									658.12 M

Programme Name: 4. Agribusiness and information management									
Objective: To enhance agricultural productivity									
Outcome: Increased agricultural income									
Sub Programme	Key Outcome	Baseline	Key performance Indicators	Planned Targets					Total Budget
				Year 1	Year 2	Year 3	Year 4	Year 5	
Agricultural inputs and Financing	Improved access to quality and affordable agricultural inputs	0	Amount (Kshs) of Agriculture fertilizer fund established	25	25	25	25	25	70M
		30	No of stockists trained on quality inputs	20	50	30	20	20	1M
		0	No of agro input containers disposal collection points established	2	2	2	2	0	3M
		0	No. of service providers and VCAs trained on entrepreneurship	100	100	100	80	20	1.5M
		50	No of farmers linked to financial service providers	50	100	100	100	100	0.5M
Value addition and Agro processing of agricultural produce	Increased agricultural income and reduced post-harvest losses	10,000	No of farmers/agri entrepreneurs trained on value addition technologies	60	360	360	360	60	5M
		0	No of incubation center established	0	1	0	0	0	10M
		0	No of agri-entrepreneurs incubated	0	4	10	10	10	5M
		0	No of innovations identified and documented	0	1	1	1	1	1M
Agribusiness Market Development	Increased market access and increased income	15	No of marketing groups formed	10	10	10	5	5	5M
		1	No of collection centers with storage facilities	0	1	0	1	0	10M
		2	No. of market linkages created	10	10	10	10	10	2.5M

Programme Name: 4. Agribusiness and information management									
Objective: To enhance agricultural productivity									
Outcome: Increased agricultural income									
Sub Programme	Key Outcome	Baseline	Key performance Indicators	Planned Targets					Total Budget
				Year 1	Year 2	Year 3	Year 4	Year 5	
		10	No of farmer groups trained on food safety standards and certification and certified	2	2	4	4	2	2M
value chain development	Increased coffee productivity and income	0	No of coffee stakeholders forum and technical working groups formed and functional	7	7	7	7	7	2M
			No of Clonal gardens established	1	1	0	0	0	2M
		0	No of coffee nurseries established	1	1	0	0	0	5M
			No of model Factories	1	1	1	0	0	20M
		0	No of coffee mill rehabilitated	1	0	0	0	0	2M
			No of coffee inspectorsgazetted	1	0	0	0	0	30,000
		0	No of Licensing officers trained	6	6	6		0	73,000
		0	No of factories with Coffee waste management systems	1	1	1			2M
			No of farmers trained on coffee production management	150	150	150	150	150	2.2M
		66	No staff trained on production management and value addition	20	20	20	20	20	1.2M
TOTAL									155.7M

Programme Name: Fisheries development and management									
Objective: To increase fisheries productivity									
Outcome: Increased fisheries production and utilization									
Sub Programme	Key Outcome	Baseline	Key performance Indicators	Planned Targets					Total Budget
				Year 1	Year 2	Year 3	Year 4	Year 5	
Fisheries Policy, Strategy and Capacity Building	Competent officers on modern appropriate technologies	1	Number of trainings on current technologies	1	1	1	1	1	2.5M
			Number of aquaculture kits issued	4	4	4	0	0	2 M
Aquaculture Development	Adoption of modern/commercial aquaculture technologies and increased fish productivity	57	Number of demonstration units	16	16	16	14	0	20M
		12	Number of farmer trainings conducted	36	36	36	36	36	2M
		580	No. of farmers equipped with modern aquaculture technologies	960	960	960	960	960	4M
Management and Development of Capture	Increased capture fisheries productivity	4000	Number of fingerlings stocked in rivers	200,000	0	200,000	0	200,000	6M
Research Application	Improved Adoption of ornamental and sport fishing (angling) activities	0	Number of farmers and dealers trained on recreational fisheries	20	20	20	20	20	0.5M
			Percentage completion of Gatamaiyu fishing camp renovation works	0	100%	0	0	0	3.5M
Market development	Increased incomes for fish farmers	0	Number of fish marketing	2	2	2	2	2	0.5M

Programme Name: Fisheries development and management									
Objective: To increase fisheries productivity									
Outcome: Increased fisheries production and utilization									
Sub Programme	Key Outcome	Baseline	Key performance Indicators	Planned Targets					Total Budget
				Year 1	Year 2	Year 3	Year 4	Year 5	
			outlets established in collaboration with stakeholders						
			Number of freezers issued	4	4	4	4	4	2M
			Number of eat more fish field days done	4	4	4	4	4	2M
			Number of facilities/farms Inspected	10	12	14	16	18	0.5M
TOTAL									43.5 M

Programme Name: Livestock Resources Management and Development									
Objective To increase livestock productivity									
Outcome: Increased livestock production and increased income									
Sub Programme	Key Outcome	Baseline	Key performance Indicators	Planned Targets					Total Budget
				Year 1	Year 2	Year 3	Year 4	Year 5	
Livestock Policy Development and Capacity Building	Enabling environment for livestock development created	1	Number of policies, guidelines and strategies reviewed, developed and rolled out	1	2	2	2	2	4M
	Staff skills developed for improved service delivery	0	Number of staff whose capacity needs have been addressed	160	40	40	40	40	10M

Programme Name: Livestock Resources Management and Development									
Objective To increase livestock productivity									
Outcome: Increased livestock production and increased income									
Sub Programme	Key Outcome	Baseline	Key performance Indicators	Planned Targets					Total Budget
				Year 1	Year 2	Year 3	Year 4	Year 5	
Livestock Production and Management	Enhanced quality feed reserve	0	Number of hay bales reserved.	0	5,000	15,000	15,000	15,000	40M
		0	county based feed factory operational	0	0	0	1	0	60M
	Improved dairy productivity	20000	Number of farmers trained	25000	25000	25000	25000	25000	5M
		0	No of high quality heifers bred	0	10	20	20	20	10M
		1	Number of dairy platform & Farmers field school (1 per sub county)	1	2	3	3	3	2M
		0	Uptake of subsidized AI (no. of doses)	10,000	10,000	10,000	10,000	10,000	100M
	Livestock Research & Linkages created	1	Number of research and Linkages	1	1	2	2	2	2M
	Enhanced Pig Productivity	0	Number of registered pig farmers	0	500	1000	1500	1800	2M
		1	Number of trainings per sub county per year	12	12	12	12	12	10M
		0	% completion of piggery unit	1	0	0	0	0	2M
		0	Number of pig Artificially Inseminated	5000	5000	5000	5000	5000	20M

Programme Name: Livestock Resources Management and Development									
Objective To increase livestock productivity									
Outcome: Increased livestock production and increased income									
Sub Programme	Key Outcome	Baseline	Key performance Indicators	Planned Targets					Total Budget
				Year 1	Year 2	Year 3	Year 4	Year 5	
		50 farmers	Number of farmers trained on market access and entrepreneurship skills	100	50	120	60	50	15M
	Improved Poultry production	20,000	Number of Indigenous chicken procured and distributed	20,000	20,000	20,000	20,000	20,000	20M
		0	% completion of poultry unit	1	1	1	1	1	2M
		300	Number of farmers trained per year	3000	3000	3000	3000	3000	5M
	Resilience to climate change improved	0	No. of value chain actors trained on Climate Smart technologies	30000	30000	30000	30000	30000	5M
Livestock Products Value Addition and Marketing	Milk value improved	11	Bulk milk coolers installed	0	0	0	4	4	70M
		2	Number of pasteurizers availed to farmers	3	2	1	0	0	55M
	Pork value improved	0	Feasibility study on pork factory	1	0	0	0	0	1M
		0	% of Pork factory complete	0	25%	50%	25%	0	35M
Livestock Diseases Management and Control	Improved response to notifiable diseases	0	Number of SOPs developed for FMD, Anthrax, rabies, RVF.	0	2	2	0	0	10M

Programme Name: Livestock Resources Management and Development									
Objective To increase livestock productivity									
Outcome: Increased livestock production and increased income									
Sub Programme	Key Outcome	Baseline	Key performance Indicators	Planned Targets					Total Budget
				Year 1	Year 2	Year 3	Year 4	Year 5	
		0	Number of officers trained on the SOPs.	0	0	24	24	0	2M
		0	Number of Stock route, abattoir and farm inspections	52	52	52	52	52	5M
		0	No. of disease reporting books procured	300	300	300	300	300	10M
		0	2 Veterinary laboratories rehabilitated and equipped	0	1	1	0	0	8M
	Decreased livestock disease outbreaks	0	Number of FMD vaccination campaigns done	3	3	3	3	3	119M
		0	Number of LSD vaccination campaign done	1	1	1	1	1	20M
		0	Number. of PPR vaccination campaign done			1			20M

Programme Name: Livestock Resources Management and Development									
Objective To increase livestock productivity									
Outcome: Increased livestock production and increased income									
Sub Programme	Key Outcome	Baseline	Key performance Indicators	Planned Targets					Total Budget
				Year 1	Year 2	Year 3	Year 4	Year 5	
		0	Number of Anthrax vaccination campaign done	2	2	2	2	2	45M
		0	Number of RVF vaccination campaign done	1	1	1	1	1	15M
	Reduced incidences of contagious animal diseases	350	Number of movement permits procured and issued	500	500	500	500	500	4M
		0	4 livestock holding grounds Constructed	0	1	1	1	1	6M
	Control of Zoonotic diseases	0	Number of vaccination Campaign and dog population control sessions	12	12	12	12	12	8M
		8	Number of rehabilitated dips	0	1	1	1	1	4M
	Reduced incidences of vector borne animal diseases	0	Number of Litres of arcaricide procured	200	200	200	200	200	5M
		0	Number of trainings of farmers in vector control and arcaricide	24	24	24	24	24	5M

Programme Name: Livestock Resources Management and Development									
Objective To increase livestock productivity									
Outcome: Increased livestock production and increased income									
Sub Programme	Key Outcome	Baseline	Key performance Indicators	Planned Targets					Total Budget
				Year 1	Year 2	Year 3	Year 4	Year 5	
	Reduced livestock reproductive diseases	194	Number of Inseminators licensed	200	200	200	200	200	0.5M
		0	Number of trainings of inseminators and farmers	12	12	12	12	12	8M
SP 6.5 Food Safety and Animal Products Development	Assurance to Healthy human and livestock	0	No. of trainings of veterinary staff on veterinary drug trade and reports	12	12	12	12	12	2M
	Ensure safe foods of animal origin	50%	% Complete Thika Poultry and Rabbit slaughter house	30%	20%	0	0	0	12M
	Mainstream animal welfare requirements	0	Animal welfare bill developed and rolled out	20%	30%	50%			1M
		0	Number of training of staff and farmers on animal welfare issue	12	12	12	12	12	2.8M
		0	Electricity installed and maintenance at Gatundu slaughter house	1	0	0	0	0	2M
		0	Number of Meat inspection kit	60	60	60	60	60	2M
			Slaughter house licensed and inspected	54	54	54	54	54	3M
		0	Farmers enlightened on drug residues	1200	1200	1200	1200	1200	1M

Programme Name: Livestock Resources Management and Development									
Objective To increase livestock productivity									
Outcome: Increased livestock production and increased income									
Sub Programme	Key Outcome	Baseline	Key performance Indicators	Planned Targets					Total Budget
				Year 1	Year 2	Year 3	Year 4	Year 5	
			milk, eggs and meat						
	Higher incomes from leather products	0	120 Farmers empowered with leather products and production technology	24	24	24	24	24	5M
		0	120 flayers and,75 bandas and tanneries owners trained on proper leather production techniques	24	24	24	24	24	1M
		0	Number. of Inspections of bandas	12	12	12	12	12	1M
Total									799.5M
GRAND TOTAL									4.3B

Cross-Sectoral Implementation Considerations

Cross-sectoral impacts

Programme Name	Sector	Cross-sector Impact		Measures to Harness or Mitigate the Impact
		Synergies	Adverse impact	
Crop Development and Land Management	Land, Housing & Physical Planning	-secure agricultural land through development control	Crop damage by animals	-ensure IEAs are done -Contractual farming
	Water and Environment	Provide water for irrigation	Misuse of agrochemicals	-Facilitate Proper disposal of expired chemicals and containers. - Compliance with NEMA standards on

			River pollution	waste disposal
Livestock Diseases Management and Control	Land, Housing & Physical Planning Water and Environment	- secure land for livestock development Provision of water for livestock	Encroachment of livestock development land by estate developers Water pollution	-land use control - Control water pollution
Fisheries	Water and Environment Trade and industry, maritime	Well managed and safe water bodies for fish industry Provide better markets for fish	• Water pollution Environmental pollution	Control water pollution Compliance with NEMA standards

4.4.7 Water, Environment, Energy and Natural Resources

Sector Composition

The sector comprises of four directorates:

- Water,
- Energy,
- Environment and
- Natural Resources directorate:

Vision

To be the leading County in the environmental management and provision of water and sanitation services in Kenya

Mission

To provide a healthy and conducive environment for Kiambu County residents through provision of safe and adequate water, clean towns and improved forest cover.

Sector Goals

1. To realize universal access to adequate, affordable, safe water and sanitation services in the County
2. To ensure availability of water for irrigation and other agricultural purposes
3. To restore catchment areas and water sources through Integrated Water Resource Management
4. To protect, conserve and sustainably manage the environment and natural resources
5. To establish and maintain an effective and efficient institutional framework to mainstream climate change responses across relevant sectors and into integrated planning, budgeting, decision-making and implementation, at both the national and county levels.
6. To develop alternative cheaper renewable energy for utilization in County Operations and surplus netted to the national grid for revenue generation.
7. To enhance resilience against the negative effects of climate change and to develop adaptation and mitigation strategies

Development needs, priorities and strategies

DEVELOPMENT NEED	PRIORITY	STRATEGY
Institutionalize Legal and regulatory framework	- Realign the existing policies and laws with the 2010 constitution	- Develop and review water, environment, energy and Natural resources policies to conform with the relevant Acts
Addressing climate change variability and vulnerability	- Kiambu county has shown commitment to protect the climate system for the benefit of the present and future generations by supporting the United Nations Framework Convention on Climate Change (UNFCCC) process, ratifying the Kyoto Protocol in 2005, and contributing to continental and regional climate change initiatives	- Institutionalize legislative arrangements that governs climate change actions and establish the county environment committee Emca.No.8 of 1999 REVISED 2016 (29) - Facilitate Public participation awareness, access to information, ownership and oversight of county's climate change response efforts and Action Plans. - County government building partnerships with various stakeholders from the public, government, non-governmental organizations, civil society and private sector, as well as vulnerable communities and populations including women and youth, to achieve effective implementation of this goal - Realignment of County's development model to one that is climate resilient, based on lower GHG emissions, and takes full advantage of

		<p>the green economy.</p> <ul style="list-style-type: none"> - County accessing international financing for ambitious climate resilient and low emission development programmes. - Ensure that all sources of finances are mobilized – international, domestic, public and private – including through Public-Private Partnerships (PPPs) - Afforestation and reforestations campaign - User pays and polluter pays” principles.
<p>Develop cheaper alternative energy be utilization in County Operations and netted surplus connected to the national grid.</p>	<ul style="list-style-type: none"> - Mapping areas where alternative energy Sources can be harnessed by zoning wind, solar and hydro power generation through raw water as well as forming joint integration with the countries that have zero wastes as much waste is consumed to generate Energy eg Sweden 	<ul style="list-style-type: none"> - Development of County Energy Policy - Capacity building of the department - Enhance Bio mass at homestead levels - Tapping of energy gas (methane) from our Landfills - Energy generation from our wastes - (bench marking with countries already importing wastes eg Sweden) - Identify areas to invest in wind, solar and small scale hydro power Energy eg deiya has a good corridor for the wind, lower part of county is suitable for solar investment and Kiambu fourteen falls is potential for the hydropower Energy. This will be through public private partnership (PPPs) - Legislation for protecting identified alternative energy sources - Carry out Research on alternative energy sources.
<p>Increase access to adequate safe clean affordable water</p>	<ul style="list-style-type: none"> - To realize universal access to adequate, affordable, safe water - To improve planning, coordination and management of the water sector - Regulate water vendors to ensure quality and consumer protection - 	<ul style="list-style-type: none"> - Expand / increase water supply though construction of Dams, Treatments Plants, drilling of boreholes and Rain water harvesting - Investing in additional water distribution infrastructures. - Rehabilitation and augmentation of water system - To promote investment in community water projects to reach more rural communities - Develop and implement guidelines for utilization of funds by community water projects - Promote partnership with Private Sector and Non State Actors - Rehabilitation of stalled water project and improving on governance - Increase investment in development and maintenance of water harvesting structures - Provision of water tanks especially to special groups and institutions - Develop effective human resources for the

		water sector conducting random checks on water vendors to ensure safety
Reduce the level of unaccounted for water from the present 45 % to at least 25%	<ul style="list-style-type: none"> - Work with various agencies and local communities to undertake regular surveillance of county's water utilities 	<ul style="list-style-type: none"> - Installing meters - To develop a robust monitoring and evaluation mechanism of non-revenue water - Rehabilitation of the dilapidated water distribution networks - Zonal metering
- Water resources conservation protection	<ul style="list-style-type: none"> - To restore catchment areas and water sources through Integrated Water management - To ensure availability of water for irrigation and other agricultural purposes - Maintain an updated data base on water resources 	<ul style="list-style-type: none"> - Demarcation and enforcement of riparian areas zones. According to water law, the riparian zone extends 30 metres from the highest water mark of the river flow. - Gazettement of wetlands as public land to prevent encroachment - Rehabilitation of the catchment areas - Work with various agencies and local communities to undertake regular surveillance of county's water resource - Promote adoption of appropriate technologies in protection and conservation of catchment areas - Work with other stakeholders to undertake water resources management - Strengthen and support community institutions including Water Users Associations (WRUAs), Community forest Associations, farmers groups among others, in catchment conservation and protection - Enhance and promote private sector participation in protection, conservation and utilization of water resources
Improve sewerage system Increase the number of the public toilets	<ul style="list-style-type: none"> - To realize universal access to improved sanitation, sewerage, and drainage system - To increase access and utilization of sewerage system 	<ul style="list-style-type: none"> - Increase/ expand sewerage system - Create public awareness on the importance of connecting to sewer system - Promote appropriate onsite community sanitation system - Enforce the WASH regulation of having toilets in all public facilities such as super markets, Banks etc. - Scaling up of latrine coverage and extension of sewer line - Intensify public health inspections for toilets coverage and hygiene facilities - Support the implementation of Community Led Total Sanitation (CLTS) initiatives
Reduce environmental degradation by 50 percent by 2022.	<ul style="list-style-type: none"> - Increase the current forest cover from 16.5% to the targeted 20% Increase - Reclaiming and restoring quarry sites - Intensify soil conservation methods 	<ul style="list-style-type: none"> - Promote agroforestry - Mapping - Enforcement - Creating awareness - Afforestation - Creation and adherence of Forest Management plans

		<ul style="list-style-type: none"> - Encourage development of community owned tree nurseries; - Re-location of humans on forest and water tower lands - Rehabilitation of quarries - Introduce social cost to quarry owners; - Construction of gabions; - Carry out EIA/EA
<p>Improve garbage collection systems and introduce segregation of waste on site</p> <p>Increase waste collection equipment and trucks</p>	<ul style="list-style-type: none"> - Environment management and protection(solid waste management) - Cleaner environment is a constitutional right) 	<ul style="list-style-type: none"> - Improve garbage collection system.. - Promote recycling of solid waste. - Implement solid waste management plan - Develop and enforce environmental standards - Integrate environmental issues in county development planning - Procure adequate waste collection equipment and trucks. - Construct public toilets. - Recruit more technical staffs - Conducting an environmental sanitation campaign. - Leveraging on technology solid waste management. - Enforcement and policing of environmental regulations - Increase public education and awareness on environment - To promote investments in research and development of green energy solutions - Continuous capacity development for department staff in waste management

Table 34: Water, Energy, Environment and Natural Resources Sector Programs

Programme Name :Administration,Planning and support services									
Objective: To enhance and improve service delivery.									
Outcome:Improved service delivery									
Sub Programme	Key Outcome	Baseline	Key performance Indicators	Planned Targets					Total Budget
				Year 1	Year 2	Year 3	Year 4	Year 5	
Administration & Finance Services	Increased mobility and adequate enforcement and surveillance		No of New vehicles purchased.	2	1	1	-	-	20M (Budget included in O&M)
	Adequate enforcement and surveillance		No of vehicles Repaired and serviced	20	23	25	27	30	30(Budget included in O&M)
	Improved working Environmen		Construction of new offices and	2	2	2	-	-	18M (Budget included

	t								in O&M)
			No of offices rehabilitated and equipped	2	2	2	2	2	10M ((Budget included in O&M)
Personal	Improve service delivery		No.of staff Trained.	6	6	6	6	6	20M (Budget included in PE)
			Number of new staffs Recruited	3	3	3	3	3	Budget included in PE
			Number of staffs registered with professional bodies	2	2	1	1	1	0.5M (Budget included in PE)
			Amount in KSH allocated to personal emolument	154	164	173	184	195	870M
			Amount allocated to O &M	72	76	80	85	90	401M
Total									1.271B

Programme Name: Environment Management and protection									
Objective: To enhance clean environment									
Outcome :reduced Environmental pollution and degradation									
Sub Programme	Key Outcome	Baseline	Key performance Indicators	Planned Targets					Total Budget
				Year 1	Year 2	Year 3	Year 4	Year 5	
County Environmental monitoring and management	Improved environmental monitoring management	None	No of environmental committee in place	1	0	0	0	0	1M
		None	No of GIS systems in place	0	1	0	0	0	5M
Environmental management policy	Environmental policies in place	None	No. of policies developed and institutionalized	3	0	0	0	0	6M
	Establishment of county environment committee	None	Institutionalized county environment committee	1					20M
Solid waste management	Clean environment		No.of waste management hub constructed	1	1	1	1	0	320M
			No of Waste segregation unit	0	1	0	1	0	200M

			constructed						
			No.of a skip loaders procured	1	1	1	1	1	60M
			No.of skips procured	20	20	20	20	20	20M
			No.of decommissioned and rehabilitated open dumpsites	1	1	1	1	0	400M
Environmental Education and Awareness'	Increased Environmental Awareness'		No.of Eco schools established	60	60	60	60	60	90M
			No of awareness campaigns held	12	12	12	12	12	24M
Total									1.146B

Programme Name: Water resources management and sanitation									
Objective: To provide adequate, affordable, safe clean water and sanitation services									
Outcome: Increased access to clean and safe water									
	Key Outcome	Baseline	Key performance Indicators	Planned Targets					Total Budget
				Year 1	Year 2	Year 3	Year 4	Year 5	
Water policy development and management	Improved water and sanitation management		No of policies drafted and developed	1	0	0	0	0	1M
	Reduction, eliminate negative Advanced impact		Specialization and gaps filled EIA /EA is carried out in in some of the projects implemented	15	15	15	15	15	10M
			Consultancy services	3	3	3	3	3	
Water resources	Reliable source of quality		No of the catchment	2	3	3	3	3	14M

Programme Name: Water resources management and sanitation									
Objective: To provide adequate, affordable, safe clean water and sanitation services									
Outcome: Increased access to clean and safe water									
	Key Outcome	Baseline	Key performance Indicators	Planned Targets					Total Budget
				Year 1	Year 2	Year 3	Year 4	Year 5	
conservation protection and sewerage	water		areas reclaimed						
			Kms of the river riparian where trees are planted	36	48	48	36	36	
	Rehabilitated and regenerated water ways & river courses		Kms of Rivers restored	36	36	36	36	36	
	Improved sanitation services		Kms of sewer lines constructed	7	10	9	11	13	76.5M
	Raise standards of sanitation services		Number of renovated and rehabilitated sanitation blocks	20	20	20	20	20	50M
			No of new sanitation blocks constructed to enhance	8	6	7	8	5	102M
	Improvement in sanitation services		No of sewage Exhausters procured	0	2	1	0	0	25M
	Enhance compliance on standards and ensure safe quality water and Environment		No of laboratory constructed and operationalized	0	1	0	0	0	7M

Programme Name: Water resources management and sanitation									
Objective: To provide adequate, affordable, safe clean water and sanitation services									
Outcome: Increased access to clean and safe water									
	Key Outcome	Baseline	Key performance Indicators	Planned Targets					Total Budget
				Year 1	Year 2	Year 3	Year 4	Year 5	
Water harvesting, storage and flood control	Increased access to water supply		No of Earth Dams and Pans constructed	10	20	15	10	5	405M
	Institutions or special groups supplied with the storage tanks		No. of tanks supplied to institutions or special groups	240	240	240	240	240	120M
	Provision of adequate storage		No. of storage tanks (ground or elevated) constructed	24	36	24	24	24	528M
Water supply infrastructures	Land acquisition / compensation		No of compensation done	2	3	2	2	2	250M
	Constructed treatment plant and intakes		No of treatment plants to be constructed	2	3	2	2	2	165M
	Tonnages of the water treatment chemicals procured (aluminium sulphate/chlorine)		%reduction of water borne diseases and the drinking water is up to the required specifications	20	20	20	20	20	200M
	Improved water accessibility		No of Boreholes drilled	24	36	24	36	24	600M
			Kms of pipe network distribution	84	84	84	84	84	450M

Programme Name: Water resources management and sanitation									
Objective: To provide adequate, affordable, safe clean water and sanitation services									
Outcome: Increased access to clean and safe water									
	Key Outcome	Baseline	Key performance Indicators	Planned Targets					Total Budget
				Year 1	Year 2	Year 3	Year 4	Year 5	
			No of households with piped water	10,000	11,500	12,000	12,500	13,000	
	Reduction in % of uncounted for water		No. of meters procured	10,000	11,500	12,000	12,500	13,000	236M
	Improved water accessibility to informal settlement		No of water kiosks	24	36	17	24	30	32.75 M
	Increased water accessibility and save on cost		No. of Rotary Rigs procured	0	1	0	0	0	50M
	Efficient and accurate ground water results		No of modern ground water investigation instrument Procured	1	1	0	0	0	2M
	Accurate and efficient survey data establishment		No of surveying equipment units procured (theodolite)	1	1	0	0	0	2M
	Efficient and accurate ground water results		No of modern ground water investigation instruments Procured	2	0	0	0	0	2M
	Enhance awareness on		No of signage	15	20	10	15	15	1M

Programme Name: Water resources management and sanitation									
Objective: To provide adequate, affordable, safe clean water and sanitation services									
Outcome: Increased access to clean and safe water									
	Key Outcome	Baseline	Key performance Indicators	Planned Targets					
				Year 1	Year 2	Year 3	Year 4	Year 5	Total Budget
	county project		erected						
Total									3.330 B

Programme Name natural resources conservation and management									
Objective: To increase forest cover and sustainable management of natural resources									
Outcome: Improved natural resources conservation and management									
Sub programme	Key Outcome	Baseline	Key performance Indicators	Planned Targets					Total Budget
				Year 1	Year 2	Year 3	Year 4	Year 5	
Forest conservation and management	Increased forest coverage to 20% (Reversing climate change)	Current forest 16.5%	No of green schools established	60	120	120	120	180	100M
			No of trees planted in water catchment	100,000	100,000	100,000	100,000	100,000	250M
			No of seedlings grown in forest	500,000	500,000	500,000	500,000	500,000	200M
			No of trees planted in open spaces and road reserves (beautification)	100,000	100,000	100,000	100,000	100,000	40M
			Acreage acquired for establishment of county forest and trees planted	5	5	5	5	5	250M
			No of woodlots established in farms	1000	1000	1000	1000	1000	25M
			No of giant bamboo planted	10000	10000	10000	10000	10000	12M
			Mapping by use of GIS (established % of the acreage of forest, catchment areas destroyed)		No of GIS mapping done	4	4	4	4
Relocation of the people from the forest		%increase of forest cover	15	20	15	15	15	400M	

	through enforcement								
	Climate change initiative Investment on wind energy including land compensation (lowering dependence on fossil fuels)	Pilot project	No of wind towers and turbines erected	15	15	15	15	15	100M
	Investment on solar energy including land compensation (lowering dependence on fossil fuels)	Pilot project	% increase in number of population accessing cheaper Energy	20	20	20	20	20	100M
	Investment on Energy generation from waste including land compensation	Pilot project	% increase in number of population accessing cheaper Energy	20	20	20	20	20	100M
	Small scale Investment on hydro power generation on raw water	Pilot project	% increase in number of population accessing cheaper Energy	20	20	20	20	20	100M
	Biogas at homestead level	Pilot project	% increase in number of population accessing cheaper Energy	20	20	20	20	20	100M
Wildlife conservation and security	Secured habitats for wildlife		No of secured Conservancies	1	1	1	1	1	15M
County policy	Natural resource		No. of policy	1	0	0	0	0	7.0m

coordination and support	conservation and management policy in place		developed						
	Reduction in advanced Negative impacts Consultancy services		No of EIA /EA undertaken on every project affecting County Natural resources	2.0	2.0	2.0	2.0	2.0	10M
Extractive resources conservation and sustainable management	Increased Reclaimed quarry sites	0	No of sites reclaimed	12	12	12	12	12	60M
County reserve management	Increased acreage forest cover	16.5%	Percentage increase of area under forest cover to at least 20%	17%	17.5%	18.5%	19.5%	20%	200M
			No. of trees planted	300,000	300,000	300,000	300,000	300,000	
Total									2.484B
Grand total									8.231B

Cross-sectoral impacts

Programme Name	Sector	Cross-sector Impact		Measures to Harness or Mitigate the Impact
		Synergies	Adverse impact	
Water storage and flood control	Lands, Health	<ul style="list-style-type: none"> - Provision of land for construction of dams and water pans - Provision of mosquito nets and malaria control 	<ul style="list-style-type: none"> - Displacement of residents and land grabbing - Malaria outbreak, pollution, 	<ul style="list-style-type: none"> - Compensation of the displaced and come up with laws to control grabbing , - Sleeping under mosquito nets ,planting vegetation cover

	Agriculture	<ul style="list-style-type: none"> - Stabilizing the loose soil formation by compaction, building gabions 	<ul style="list-style-type: none"> - Accidental drowning of residents and their livestock. Attraction of wildlife to the areas, Loss of biodiversity 	<ul style="list-style-type: none"> - Fencing of dams and pans to avoid accidents ,stabilizing the loose soil formation by compaction, building gabions
Water supply infrastructures	Roads	<ul style="list-style-type: none"> - Installing appropriate temporary bridges over the pipeline trenches. 	<ul style="list-style-type: none"> - Blocking roads 	<ul style="list-style-type: none"> - Erect warning signs of ongoing works which should be visible even at night. - Expedite construction works so as to reduce the times where roads are blocked. - Access of residents should be facilitated by installing appropriate temporary bridges over the pipeline trenches. - Get maps of the underground infrastructure from the relevant institutions. - Sensitize workers carrying out excavations so that they exercise caution to minimize chances of underground infrastructure damage. - Work closely with the responsible institutions such that incase of damage, the services are restored within the shortest time. - Reroute sensitive infrastructure where possible.
Natural resources conservation and management(climate change)	Road department	<ul style="list-style-type: none"> - Construction road network 	<ul style="list-style-type: none"> - Decrease in forest coverage, rapid deterioration of land cover leading to changing rainfall resulting droughts and 	<ul style="list-style-type: none"> - Enactment of overarching climate change legislation to provide the framework for coordinated implementation of climate change responses and action plans

			<p>flooding, loss of biodiversity, threats to animal and plant species, change in vegetation composition and structure, and depletion of water quality and quantity through the destruction of catchments and underground aquifers. creates a window for invasive species, new pests and diseases</p>	
--	--	--	---	--

4.4.8 Health Services

Sector composition

The sector comprises of three directorates:

- Curative and Rehabilitative services
- Preventive and Promotive services
- Planning and Administration

Vision

An efficient, effective and high quality health care system that is accessible, equitable and affordable for every person in Kiambu County.

Mission

To provide health services that is equitable, accessible and accountable to the people of Kiambu County through participatory leadership

Sector Goal

Attaining the highest possible health standards in a manner responsive to the people's needs.

Development needs, priorities and strategy

Need	Priority	Strategy
Eliminate Communicable Conditions	<ul style="list-style-type: none"> - Immunization - Child health - Screening for communicable conditions - Antenatal Care - Prevention of mother to child HIV transmission - Integrated Vector management - Good hygiene practices - HIV and STI prevention - Control and prevention of neglected tropical diseases 	<ul style="list-style-type: none"> - Community and outreach services - Construction and equipping of new facilities - Recruitment of new staff - Procurement and distribution of required health products and equipment - On job training - Data collection, analysis and information dissemination - Establishment of community units - Health education - Support supervision to lower unit and Implement IDSR - Quarterly coordination meetings - Referral health services - ICT installation - Resource mobilization
Halt, and reverse the rising burden of non-communicable conditions	<ul style="list-style-type: none"> - Health promotion and education for NCD - Institutional Screening for NCD's - Workplace Health & Safety - Food quality & Safety - Health Promotion and education on violence / injuries - Pre hospital Care - OPD/Accident and Emergency - Management for injuries 	<ul style="list-style-type: none"> - Community and outreach services - Recruitment of staff - Information dissemination - Quarterly coordination meetings - Improve nutritional services - Equipment purchase, maintenance and repair - On job training - Physical infrastructure - Annual health stakeholders meeting - Resource mobilization
Reduce the burden of violence and injuries	<ul style="list-style-type: none"> - Health Promotion and education on violence / injuries - Pre hospital Care - OPD/Accident and Emergency - Management for injuries - Rehabilitation 	<ul style="list-style-type: none"> - Training - Community and Outreach services - Physical infrastructure - Recruitment of new staff - Referral health services - Data collection - Emergency preparedness - Equipment and transport purchase
Provide essential health services	<ul style="list-style-type: none"> - General Outpatient - Integrated MCH / Family Planning services - Accident and Emergency - Emergency life support - Maternity 	<ul style="list-style-type: none"> - Recruitment of staff - Staff motivation - Physical infrastructure - Procurement and distribution of required health products - Outreach services - Warehousing and storage of health products - In-service training - Equipment and transport purchase

	<ul style="list-style-type: none"> - Newborn services - Reproductive health - In Patient services - Clinical Laboratory - Specialized laboratory - Imaging - Pharmaceutical - Blood safety - Rehabilitation - Palliative care - Specialized clinics - Comprehensive youth friendly services - Operative surgical services - Specialized Therapies 	<ul style="list-style-type: none"> - Monthly management meeting - Provision of comprehensive care - Therapeutic committee meetings and follow up - Monitoring rational use of health products - Data collection - Emergence preparedness planning - Resource mobilization
Minimize exposure to health risk factors	<ul style="list-style-type: none"> - Health Promotion including health Education - Sexual education - Substance abuse - Micronutrient deficiency control - Physical activity 	<ul style="list-style-type: none"> - Costing of health service provision - Resource mobilization - Community and outreach services - Annual health stakeholders meeting - Health promotion and education in schools - On job training - Data collection, analysis and research - Procurement of commodities and equipment - Staff motivation - Intersectoral collaboration - Quarterly coordination meeting - Surveillance - Increase trained personnel - Physical infrastructure - Information dissemination and awareness creation - Regular sample analysis
Strengthen collaboration with health related sectors	<ul style="list-style-type: none"> - Safe water - Sanitation and hygiene - Nutrition services - Pollution control - Housing - School health - Water and Sanitation Hygiene - Food fortification - Population management - Road infrastructure and Transport 	<ul style="list-style-type: none"> - On job training - Procurement of products - Annual stakeholders meetings - Increase trained personnel - Community and outreach services - Data collection and surveillance - Resource mobilization - Physical infrastructure - Quarterly coordination meeting and Surveillance - Information dissemination and awareness creation - Inter sectoral collaboration - Costing of health service provision - Health promotion in schools - Regular sample analysis

Table 35: Health services sector programmes

Programme name: Administration, Planning and Support Services									
Objective: To ensure effective and efficient health service delivery									
Outcome: An improved health service delivery system that motivates the workforce to achieve set targets									
Sub Programme	Key Outcome	Baseline	Key performance Indicators	Planned targets					Total Budget
				Year 1	Year 2	Year 3	Year 4	Year 5	
Administration Services	Improved Infrastructure	107	No. of facilities renovated and furnished	26	26	26	26	26	359.8M
	Improved access to health facilities	13	No. of facilities constructed and equipped	5	2	2	2	2	5.04B
	Improved transport services	49	No. of serviceable vehicles	9	10	10	10	10	10.48M
		49	No. of vehicles purchased	2	2	1	1	1	33.82M
	Improved HMIS	107	No. facilities fully automated with the HMIS	26	26	26	26	26	32.4M
	Improved customer satisfaction	107	No. of improved Service charters	26	26	26	26	26	2.85M
		95	No. of customer care service units	19	19	19	19	19	28.5M
		107	No. of customer satisfaction surveys	36	-	36	-	35	2.35M
	Timely and complete Reports	107	No. of facilities submitting DHIS reports	107	107	107	107	107	0.72M
	Effective support supervision/Monitoring	107	No. of facilities supervised by CHMT	107	107	107	107	107	15M
		107	No. of facilities	107	107	107	107	107	1.92M

Programme name: Administration, Planning and Support Services									
Objective: To ensure effective and efficient health service delivery									
Outcome: An improved health service delivery system that motivates the workforce to achieve set targets									
Sub Programme	Key Outcome	Baseline	Key performance Indicators	Planned targets					Total Budget
				Year 1	Year 2	Year 3	Year 4	Year 5	
			supervised by SCHMTs						
Personnel Services	Adequate staffing	2500	No. of staff remunerated	2500	2500	2500	2500	2500	13.55B
		862	No. of staff recruited	172	172	172	173	173	2.65B
	Improved staff performance	1743	No. of staff promotions done	379	379	-	-	-	3.79M
		2500	No. of staff appraised	2672	2844	3016	3189	3362	250M
		14	Annual reward events	14	14	14	14	14	70M
		107	No. of team building activities done	26	26	26	26	26	107M
Finance Services	Improved procurement and disposal systems	13	No. of functional procurement committees in place	13	13	13	13	13	3.38M
Total									22.162 B

Programme Name : Preventive Health Services									
Objective: Reduction in preventable health conditions									
Outcome: High Quality, Efficient and Effective Preventive Health services in Kiambu county									
Sub Programme	Key Outcome	Baseline	Key performance Indicators	Planned Targets					Total Budget
				Year 1	Year 2	Year 3	Year 4	Year 5	
Community Health Services	-Improved access to community and facility based health care services	120	No. of functional CHUs.	136	193	250	307	362	52.2M
		1800	No. of CHVs offering quality community health	2526	3252	3978	4704	5430	94.32M

Programme Name : Preventive Health Services									
Objective: Reduction in preventable health conditions									
Outcome: High Quality, Efficient and Effective Preventive Health services in Kiambu county									
Sub Programme	Key Outcome	Baseline	Key performance Indicators	Planned Targets					Total Budget
				Year 1	Year 2	Year 3	Year 4	Year 5	
			services						
		36	No. of health education sessions held in the community	48	48	48	48	48	7.2M
		3	No. of stakeholders forum held.	6	12	12	12	12	8.1M
		12	No. of quarterly review meetings held in subcounties	12	36	48	48	48	1.92M
	Reduction in hygiene and sanitation related diseases	22800	No. of houses fumigated /sprayed	25080	27588	30347	33382	36721	49M
		213	No. of people treated against jigger infestation	190	150	120	90	50	0.6M
		12	No. of cemeteries inspected and maintained	14	16	18	20	22	1.8M
		36,520	No. of households accessing sanitary facilities	3648	5472	5972	6296	7296	7.2M
	Improved nutrition awareness	20	No. of outreaches held	4	4	4	4	4	2.7M
	Improved growth monitoring	0	% of under 5 weighed in the community per month	80%	80%	80%	80%	80%	36M
Free Primary Health Care	Improved health of school going	20,000	No. of school going children dewormed.	30,000	40,000	50,000	60,000	70,000	62M

Programme Name : Preventive Health Services									
Objective: Reduction in preventable health conditions									
Outcome: High Quality, Efficient and Effective Preventive Health services in Kiambu county									
Sub Programme	Key Outcome	Baseline	Key performance Indicators	Planned Targets					Total Budget
				Year 1	Year 2	Year 3	Year 4	Year 5	
	children	0	No. of school health clubs formed	60	90	120	150	180	9M
		20	-No. of schools with adequate sanitation facilities	30	45	60	75	90	1.5M
		20	-No. of schools with leaky tins	30	45	60	75	90	1.5M
	Improved hygiene and sanitation in schools	0	No. of teachers, TOTs and champions trained on health issues	160	190	220	250	280	7M
		0	Training of parents on family matters program	250	250	250	250	250	5M
	Improved nutrition status of children <5yrs	25.7%	% of children weighed	50%	60%	70%	80%	80%	3.5M
		2.3%	% of children wasted	2.1%	1.9%	1.7%	1.5%	1.3%	4M
		5.1%	% of children stunted	4.6%	4.1%	3.6%	3.1%	2.6%	3.25M
		4%	% of underweight children	3.5%	3.0%	2.5%	2.0%	1.5%	3.25M
	Reduction of nutrition related health problems.	68%	% of children supplemented	72%	77%	82%	87%	92%	2.5M
	Accelerated nutrition	2	No. of Launches	2	2	2	2	2	3.2M

Programme Name : Preventive Health Services									
Objective: Reduction in preventable health conditions									
Outcome: High Quality, Efficient and Effective Preventive Health services in Kiambu county									
Sub Programme	Key Outcome	Baseline	Key performance Indicators	Planned Targets					Total Budget
				Year 1	Year 2	Year 3	Year 4	Year 5	
	services		done						
		2	No. of nutrition weeks held	1	1	1	1	1	5.5M
	Improved survival rates of children	72%	% of children exclusively breast feed	75%	80%	85%	90%	95%	2.5M
Community Workers Basic Health Service Training	Increased knowledge on community health issues	1800	No. of CHVs trained on community health services	726	726	726	726	726	19.25M
Environmental health and disease Control (Communicable and Non-Communicable)	-Reduced incidences of communicable diseases	0	No. of medical waste collectors vetted, approved and licensed	4	6	8	10	12	0.36M
		0	No. of functional incinerators in the community	2	2	3	3	2	45M
		15	No. of staff trained on medical waste handling	4	4	6	6	4	1M
		0	Immunization of international travellers	1000	1500	2000	2500	2800	4.4M
	Enhanced community and facility based disease surveillance	39	Number of weekly community based surveillance reports	52	52	52	52	52	1M
		0	Number of community units	60	120	180	240	300	3M

Programme Name : Preventive Health Services									
Objective: Reduction in preventable health conditions									
Outcome: High Quality, Efficient and Effective Preventive Health services in Kiambu county									
Sub Programme	Key Outcome	Baseline	Key performance Indicators	Planned Targets					Total Budget
				Year 1	Year 2	Year 3	Year 4	Year 5	
			reporting on disease outbreaks						
		50	Proportion of HCWs trained on disease outbreak preparedness and response	100	200	300	400	500	1.2M
		0	No. of laboratory confirmed zoonotic diseases	50	100	150	200	250	0.5M
		0	Number of antimicrobial resistance surveillance lab reports	50	100	150	200	300	1M
	Enhanced surveillance of vaccine preventable disease (Measles, AFP &NNT)	0	Number of trained RRT members	120	240	360	480	500	1.2M
		50	Number of screened cases of measles and other outbreaks	100	200	300	400	500	1.5M
		10	Number of AFP cases screened	30	60	90	120	150	2M
	Enhanced preparedness and response	0	Number of CERRT review meetings	4	4	4	4	4	1.7M
		0	Number of Rapid response teams	50	100	150	200	250	5M
		0	No. of surveillance stakeholders	2	2	2	2	2	1M

Programme Name : Preventive Health Services									
Objective: Reduction in preventable health conditions									
Outcome: High Quality, Efficient and Effective Preventive Health services in Kiambu county									
Sub Programme	Key Outcome	Baseline	Key performance Indicators	Planned Targets					Total Budget
				Year 1	Year 2	Year 3	Year 4	Year 5	
			meetings held						
Menstrual hygiene management	Enhanced menstrual hygiene management	2	No. of officers offering quality MHM services	12	12	12	12	12	3M
		500	No. of persons accessing quality menstrual services	2000	2500	3000	3500	4000	18M
		6	No. of National health days commemorated	8	8	8	8	8	14M
		2	No. of stakeholders forum held.	4	4	4	4	4	1.5M
		4	Quarterly review meetings held.	12	18	24	36	48	2.88M
		0	No. of champions trained.	12	12	12	24	24	14.4M
		0	No. of Health clubs trained on MHM	12	24	36	48	60	9M
		0	No of WASH facilities provided	3648	4472	5472	6296	7296	28.184M
		Community led total sanitation (CLTS)	Increased latrine coverage	36,520	No. of new latrines constructed	3648	5472	5472	6296
30	No. of triggered, claimed and			60	100	150	180	200	0.32M

Programme Name : Preventive Health Services									
Objective: Reduction in preventable health conditions									
Outcome: High Quality, Efficient and Effective Preventive Health services in Kiambu county									
Sub Programme	Key Outcome	Baseline	Key performance Indicators	Planned Targets					Total Budget
				Year 1	Year 2	Year 3	Year 4	Year 5	
			certified villages (ODF)						
		0	Construction of public sanitary facilities along major highways	1	1	1	1	1	2.5M
Legal and standards compliance	Compliance to public health laws and regulations	3	No. of prosecutors and staff trained	2	3	3	3	3	2.1M
		1	No. of cases prosecuted	3	5	8	12	18	0.36M
Food and water quality control services	-Reduction of food and water borne diseases	85	No. of Samples taken to track safety	192	192	192	192	192	2.4M
		1200	No. of Certification of food plant and eateries done	10,000	10,000	10,000	10,000	10,000	5M
	Compliance to food quality rules and standards	10,000	No. of immunization and certification of food handlers done	18000	18000	18000	18000	18000	63M
		0	Establishment of food laboratory	0	0	1	0	0	10M
Total									682.494 M

Programme Name: Curative Health Services									
Objective: Promotion of curative health services in the county									
Outcome: Reduced morbidity and mortality									
Sub Programme	Key Outcome	Baseline	Key performance Indicators	Planned Targets					Total Budget
				Year 1	Year2	Year 3	Year 4	Year 5	
County Hospital Services	Improved quality health care services	107	No. of facilities fully equipped with assorted medical equipment	107	107	107	107	107	70M
		107	No. of facilities provided with non-pharmaceuticals provided	107	107	107	107	107	35M
		107	No. of facilities provided with cleansing materials and sanitary items	107	107	107	107	107	25M
	Improved child survival	0	No. of facilities that are baby friendly	15	15	15	15	10	5M
	Supported lactation management	0	No of facilities with lactation stations	20	20	20	20	20	3M
	Reduced food budget	1	No of facilities with kitchen gardens	4	4	4	4	4	80M
	Improved service delivery	107	No. of facilities equipped with nutrition services equipment (assorted)	107	107	107	107	107	20M
	County Clinics Management	Improved quality of services	0	No. of oncology centres established and equipped	0	0	1	0	0
8			No. of screening and treatment medical camps done	8	8	8	8	8	10M

Programme Name: Curative Health Services									
Objective: Promotion of curative health services in the county									
Outcome: Reduced morbidity and mortality									
Sub Programme	Key Outcome	Baseline	Key performance Indicators	Planned Targets					Total Budget
				Year 1	Year2	Year 3	Year 4	Year 5	
	Improved disability services	10	% of health facilities offering PWD friendly services	10	20	30	40	50	20M
		6	No. of functional rehabilitation and treatment centres established	0	1	1	1	0	100M
County Mental Health Services	Improved mental health services	0	No. of renal transplant centres established	0	0	0	0	1	100M
Surgery and Specialized Medical Services	Improved health care for patients	0	No. of an advanced trauma centres established	0	0	1	0	0	100M
		0	No. of dental clinics established	0	1	1	1	1	5M
		0	No. of equipment(CT scans) installed for specialised care	1	0	1	0	0	150M
		0	No. of MRI machines installed	0	0	1	0	0	100M
		0	No.of oxygen plants installed	0	1	0	0	0	30M
		0	No.of Chronic disease management centers	0	1	0	0	0	20M
		0	No. of Diagnostic Ultra sounds installed	1	1	1	1	1	5M

Programme Name: Curative Health Services									
Objective: Promotion of curative health services in the county									
Outcome: Reduced morbidity and mortality									
Sub Programme	Key Outcome	Baseline	Key performance Indicators	Planned Targets					Total Budget
				Year 1	Year2	Year 3	Year 4	Year 5	
		0	No. of EEGs installed	0	0	1	0	0	20M
		0	No. of Blood gas analysers installed	1	1	1	0	0	1.5M
		0	Number of health care workers trained IMNCI (Integrated management of new-born and childhood illnesses)	120	120	120	120	120	19.375M
Child health	Reduced newborn and childhood morbidity and mortality	0	Functional Oral rehydration treatment corners	50	40	18	0	0	1.08M
		0	No. of health facilities using Pulse Oximeters for assessing Oxygen saturation in management of Pneumonia	50	50	20	0	0	0.3M
		1	Number of health care workers trained on Emergency Triage and Treatment (ETAT)	120	120	120	120	120	19.375M
Total									989.63M

Programme Name: County Pharmaceutical Services									
Objective: To offer quality pharmaceutical care services									
Outcome: Quality pharmaceutical services									
Sub Programme	Key Outcome	Baseline	Key performance Indicators	Planned Targets					Total Budget
				Year 1	Year 2	Year 3	Year 4	Year 5	
County pharmacies	Adherence to standards as set by pharmacy and poisons board (PPB)	40	% of county pharmacies fully registered by PPB	50	60	80	90	100	50M
County clinic medicine supply and inventory management service	Adequate supply of clinic medicine	50	% of facilities fully stocked all year round	60	70	80	90	100	1.28B
	Improved inventory management practices	70	% of facilities practicing good inventory management practices	80	90	95	100	100	50M
Total									1.38B

Programme Name: Reproductive Health									
Objective : To provide quality reproductive and maternal child health care services									
Outcome: Increased access to quality reproductive and maternal child health care services									
Sub Programme	Key Outcome	Baseline	Key Performance Indicators	Planned targets					Budget
				Year 1	Year 2	Year 3	Year 4	Year 5	
Family planning services	Increased Contraceptive Prevalence Rate	72%	% of women of Reproductive age receiving family planning	72	76	80	84	85	5M
Maternal child health services	Improved Maternal child health care	100%	% HIV + pregnant mothers receiving preventive ARV's	100	100	100	100	100	5M

		40%	% of targeted pregnant women provided with LLITN's	40	50	60	65	70	3M
		90	% deliveries conducted by skilled attendant	90	95	100	100	100	5M
		70	% of facility based maternal deaths	70	65	60	55	50	2M
		4	% of newborns with low birth weight	4	3	2	1	0	5M
		1	% of facility based fresh still births	1	0.8	0.6	0.4	0.2	5M
		55	% of pregnant women attending 4 ANC visits	55	60	65	70	75	10M
		25	% Women of Reproductive age screened for Cervical cancers	25	30	35	45	50	15M
		80	% of facilities providing BEOC	85	90	90	90	95	3M
		60	% of facilities providing CEOC	60	65	65	65	70	3M
		50	% of facilities providing Immunization	50	60	65	70	70	-
		90	% maternal audits/deaths	100	100	100	100	100	5M

			audits						
	Reduced neonatal tube defects	40%	% of pregnant women supplemented with Iron and folic	80%	80%	80%	80	80%	5M
Immunization services	Increased immunization coverage	90%	% of fully immunized children	90	95	100	100	100	-
Total									71M

Programme Name: County Health Policy Development and Management									
Objective: Substantially increase health financing and the recruitment, development, training and retention of the health workforce and build the capacity of County health research and development unit									
Outcome: Improve the quality of care and services provided for all at all levels									
Sub Program	Key Outcome	Baseline	Key performance Indicators	Planned Targets					Total Budget
				Year 1	Year 2	Year 3	Year 4	Year 5	
Health Policy, Planning and Financing	Increased doctors nurses and midwives per 10,000 population	12/10000	Ration of health workers to population	14.4/10000	16.8/10000	19.2/10000	21.6/10000	24/10000	-
	Increased access to National Hospital Insurance Fund (NHIF) cover	30%	Proportion of population contributing to NHIF	44%	58%	72%	86%	100%	-
	Improved Emergency medical services	0	A policy developed for Emergency and disaster preparedness	1	0	0	0	0	-
Health Standards and Quality Assurance	Improved health standards	30	No. of support supervision visits done	30	60	90	100	130	-
		0	No. of consumer satisfaction/experience	1	1	1	1	1	-

Programme Name: County Health Policy Development and Management									
Objective: Substantially increase health financing and the recruitment, development, training and retention of the health workforce and build the capacity of County health research and development unit									
Outcome: Improve the quality of care and services provided for all at all levels									
Sub Program	Key Outcome	Baseline	Key performance Indicators	Planned Targets					Total Budget
				Year 1	Year 2	Year 3	Year 4	Year 5	
			surveys conducted						
	Program gaps identification	0	Capacity Assessment reports	1		1			4.5M
		0	No. of KPI covering the major programme areas developed and/or adopted	6	6	6	6	6	-
Health Capacity Building and Training	Enhanced skills and competencies	-	No. of health personnel trained	530	530	530	530	530	-
		-	No. of health workers trained on Mental health	-	-	-	-	-	-
		1	No. of IMAM training conducted	2	2	2	2	2	5M
		3	No. of Nutrition HIV training conducted	2	2	2	2	2	5M
		65	No. of Nutrition & TB training conducted	4	4	4	4	4	8.4M
		2	No. of MIYCF training health workers trained	2	2	2	2	2	5M
		35%	% of TB sites done	80%	80%	80%	80%	90%	7.5M

Programme Name: County Health Policy Development and Management									
Objective: Substantially increase health financing and the recruitment, development, training and retention of the health workforce and build the capacity of County health research and development unit									
Outcome: Improve the quality of care and services provided for all at all levels									
Sub Program	Key Outcome	Baseline	Key performance Indicators	Planned Targets					Total Budget
				Year 1	Year 2	Year 3	Year 4	Year 5	
			OJT						
County Health Research and Innovation Programme	Increased medical research and innovation	0%	% funding directed to medical research	0.3%	0.6%	0.9%	1.2%	1.5%	25M
Total									60.4M
Grand Total									25.35B

Cross-sectoral impacts

Programme Name	Sector	Cross -sector impact		Measures to harness or mitigate the impact
		Synergy	Adverse impact	
Preventive Health Services	Health and Water, Energy, Environment and Natural resources	-Water quality control -Solid waste management -Liquid waste management	Duplication of roles	-Policy to set out mandate as far as water quality control, solid and liquid waste management is concerned
Administration, Planning and Support Services	Health and Administration and Public Service	Human Resource Management		-Create a conducive environment to progressively recruit staff as need arises to curb staff shortages -Fast track promotions and re-designations -Establish a strong Performance Management system
Preventive Health Services Curative Health Services	Health and Administration and Public Service	-Awareness creation and rehabilitation services for drug and substance abusers -Establishment of drop in centres (DICE) in every		-Establish Prevention and Treatment programmes within the county -Collaboration in liquor licensing -Training of a health personnel in mental health and psychology (human skill mix)

Programme Name	Sector	Cross -sector impact		Measures to harness or mitigate the impact
		Synergy	Adverse impact	
		constituency		
Preventive Health Services	Health and National Government	School health program		-Collaboration in health service delivery among school going children and the youth -Vitamin A supplementation, deworming and growth monitoring
Curative Health services	Health and Public works and Infrastructure maintenance	Facilitate construction designs and supervision of public facilities		-Carry out environmental impact assessment. -Ensure quality infrastructure through supervision and certification of buildings
	Health and Roads and transport	Facilitate upgrading of access roads to health facilities e.g. Kinale, Nyathuna		-Multisectoral approach in prioritizing upgrading of access roads
Preventive	Health and Agriculture, Livestock and Fisheries	-Animal food quality control -Map out disease zones -Vaccination and treatment of livestock with antibiotics (antimicrobial resistance) -Zoonotic disease surveillance	-Duplication of Food quality control -Humans developing resistance to antibiotic -Human/animal disease transmission	-Establishment of an interdepartmental Committee -Establishment of technical working group

4.4.9 Education, Culture and Social Services

Sector composition

The sector comprises of three Directorates

- Early Childhood Development Education(ECDE)
- Vocational Education and Training (VET)
- Gender, Culture and Social services

Vision

A dynamic and multi skilled society with a healthy childhood base and enhanced gender, disability and social welfare actively participating in sustainable development.

Mission

To empower the society through provision of quality education, Gender Equity, social services and promotion of cultural heritage.

Sector/ subsector Goal

To develop policies and procedures, infrastructural framework and human capacity as foundation for growth of ECDE, Vocational Training, Gender, Cultural and Social capital of Kiambu County

Development needs, priorities and strategy

Development need	priority	Strategy
Administrative services	<ul style="list-style-type: none">- Establish policy and legal framework for department operations- Improve departmental performance and enhance service delivery to the public.	<ul style="list-style-type: none">- Develop YP bill, scheme of work and BOG policy- Develop ECDE feeding bill, scheme of service for ECDE teachers and ECDE bill- Develop culture Gender and social Development Bill and sex gender based violence bill- Develop a sector plan.- Strictly and effectively perform recurrent administrative services such as remuneration of staff, office maintenance, performance contract and appraisal, motor vehicle maintenance, publicity, hospitality, communication, benchmarking, monitoring, team building, music, drama cultural festivals and sports and collaboration with partners

Development need	priority	Strategy
Vocational training centres development	<ul style="list-style-type: none"> - Increase access to vocation training - Improve quality of training in Vocational Training centres - Integrate ICT into training - Increase the number of jua kali artisans who are certified by National Industrial Training Authority (NITA) and other accredited examining bodies - Improve funding in vocational training centres 	<ul style="list-style-type: none"> - Construction and establishment of new vocational centres - Renovation and refurbishment of existing physical infrastructure in VETCs - Recruit additional VET instructors - Rebrand and introduce new courses like accounts, supply chain, human resource management, project planning and management and secretarial studies to diversify courses offered in vocational centres to match with market demand. - Provide modern training tools and equipment - Transfer county old vehicles to YPs - Develop a curriculum for short courses - Subsidize youth polytechnic training fee - Establish motor vehicle repair centres and garages in vocational centres - Internet connectivity to all vocational training centres - Procure computers for VETs - Construct computer labs - Mobilize jua kali artisan for short courses that lead to certification - Introduce production units/ IGAs to generate extra income for vocational training.
Early Childhood Development Education (ECDE)	<ul style="list-style-type: none"> - Child Care and feeding programme - Increase access to Early Childhood Development Education (ECDE) 	<ul style="list-style-type: none"> - Enhance ECDE feeding programme to cover children up to age nine. - Construct new ECDEs centres and refurbish/renovate existing ones - Recruit more ECDE teachers - Provide play and teaching and learning materials and aids to ECDE children
Bursary fund	Increase the number of students retained and completing secondary school and colleges	Increase bursary allocation
Conservation of heritage	Cultural heritage sites	Map conserve and Gazette and manage monuments and cultural sites
cultural development	<ul style="list-style-type: none"> - Collection of cultural artifacts, preservation and documenting significant cultural information - Local music and arts - Libraries and performing theatre halls 	<ul style="list-style-type: none"> - Establish museums and cultural heritage centres - Promote local music and art - Construct and equip libraries and performing theatre halls

Development need	priority	Strategy
GBV prevention, response and management	Reduce cases of gender based violence	<ul style="list-style-type: none"> - Hold GBV sensitization forums - Construct and equip GBV rescue centres - Set up GBV empowerment fund
Mainstreaming of gender and disability and social welfare	Empower PLWDs and enhance gender equity	<ul style="list-style-type: none"> - Provide assistive devices and donations to PLWDs and train them in skills - Develop capacity building programs for women/youth/ PLWDs, community leaders and marginalized groups - Assist women/youths/PLWs to access government procurement opportunities - Monitor uptake of Biashara fund by youth, women and PLWD - Monitor number of procurements going to youth, women and PLWD, and marginalized groups - Set up a social welfare fund

Table 36: Education, Gender, Culture and Social Services Sector Programmes

Program: General Administration, Planning and Support Services									
Objective; To improve service delivery									
Outcome; Improved efficiency and effectiveness in service delivery									
Sub program	Key outcome /output	Baseline	Key performance indicator	Planned Targets					
				Year 1	Year 2	Year 3	Year 4	Year 5	Total budget
Administration services	Improved performance in service delivery	1	No. of offices renovated	1	0	0	0	0	5M
		1	No of office Equipment and furniture purchased and maintained.	1	1	1	1	1	52.5M
		3	No of vehicles purchased, fueled and maintained.	3	4	5	5	5	70M
Personnel services	Improved service delivery	1400	No of staff remunerated, allowances paid and statutory deductions paid.	1660	1740	1820	1900	1960	4.14B
		0	No of institutions and projects monitored, bench markings	20	30	30	30	30	75M

Program: General Administration, Planning and Support Services									
Objective; To improve service delivery									
Outcome; Improved efficiency and effectiveness in service delivery									
Sub program	Key outcome /output	Baseline	Key performance indicator	Planned Targets					
				Year 1	Year 2	Year 3	Year 4	Year 5	Total budget
			and meetings attended.						
		0	No. of team building activities held	1	4	4	4	4	10M
		0	No. staff under performance contract	1635	1715	1795	1875	1935	10M
		0	No. of appraisal meetings held	1	1	1	1	1	5M
			No of staff and visitors receiving hospitality services	70	70	70	70	70	7.5M
	Increased public awareness on available services	0	No of exhibitions and media shows done and posters and distributed	5	5	5	5	5	36M
Institutional activities	Enhanced co-curricular activities	2	No of music, drama, cultural and sporting activities	3	4	4	4	4	25M
Customer services	Increased customer satisfaction	0	Number of service charter developed	1	0	0	0	0	0.5M
Total									4.437B

Programme: Vocational, Education and Training									
Objective: To increase access equity quality and relevance in Vocational Training.									
Outcome: Increased number of Youth and Adults with relevant skills for formal and self-employment									
Sub Programme	Key Outcome	Baseline	Key performance Indicators	Planned Targets					Total Budget
				Year 1	Year 2	Year 3	Year 4	Year 5	
Vocational training centres development	Increased access to Vocational Training in the County	34 vocational Training centres	No. of new Vocational Training Centres constructed and equipped	5	5	5	5	5	384M
		24	No. of existing Vocational Training Centres renovated/expanded	5	7	7	7	5	214M
	Improved quality of Vocational Training	31	No. of vocational training centres equipped with modern tools, equipment and instructional materials	10	10	10	10	10	514M
			No. of vocational training centres supplied with instructional materials	36	41	46	51	56	
		0	No. of motor vehicle repair and servicing Centres constructed within VTCS	4	1	1	1	1	
		0	Number of old vehicles transferred from county departments to YPs	10	10	10	10	10	
		0	No. of Centres of excellence constructed and equipped (one per sub county)	2	3	3	2	2	75M
Improved sanitation health and hygiene in VTCs	2	No. of ablution blocks constructed in 30 VTCs	2	8	8	8	4	30M	
Technical accreditation and quality assurance	Improved quality of Vocational Training	7	No. of Vocational Training Centres accredited	20	9	9	9	6	0.6M
		0	No. of youth polytechnics rebranded and offering training in new courses	5	10	10	10	5	20M

Programme: Vocational, Education and Training									
Objective: To increase access equity quality and relevance in Vocational Training.									
Outcome: Increased number of Youth and Adults with relevant skills for formal and self-employment									
Sub Programme	Key Outcome	Baseline	Key performance Indicators	Planned Targets					Total Budget
				Year 1	Year 2	Year 3	Year 4	Year 5	
		0	Curriculum and short courses developed and introduced in vocational training centres	2	2	2	2	2	50M
		0	No. of quality assurance reports prepared on Vocational Training Centres	7	15	15	15	8	10M
Technical trainer and instructor services	Increased supply of qualified instructors in Vocational Centres	129	No. of instructors recruited and employed	60	40	40	40	20	198.8 M
		0	No of instructors and staff sponsored for training programmes	60	70	70	70	59	20M
Curriculum coordination with industry programme	Improved relevance of training	0	No of industry partners involved in aligning the curriculum to industry needs	3	3	2	2	2	10M
			No. of jua kali artisans certified	1200	1200	1200	1200	1200	
ICT training in youth polytechnics	Improved Integration of ICT into training	31	No of VETs computer labs constructed, equipped and re-equipped	12	13	13	13	9	20M
	Improved internet connectivity	3	No. of VETs connected to internet	10	15	15	10	9	59M
Legal and policy framework.	Key legal framework and policy in place	0	No. of relevant policies developed and in use (YP Bill, scheme of Service, Management Policy)	1	1	1	0	0	6M
Subsidized training	Increased enrolment in youth polytechnics	0	No. of trainees receiving subsidized training fee	2000	2500	3000	3500	4000	225M
Total									2.4B

Programme: Early Child Development Education (ECDE)									
Objective: To enhance access, equity and quality services for all children from conception to 8 years.									
Outcome: Increased number of children under 9 years who are developmentally on track in health, learning and psychosocial wellbeing.									
Sub Programme	Key Outcome	Baseline	Key performance Indicators	Planned Targets					Total Budget
				Year 1	Year 2	Year 3	Year 4	Year 5	
Child Care and feeding programme.	Improved developmental health, learning and psychosocial wellbeing of ECDE going children	33,166	No. of ECDE children and lower primary pupils benefitting from Nutrition programme.	84,211	84,211	84,211	84,211	84,211	3B
		491	No of ECDE centres supplied with learning /teaching materials and play equipment.	515	539	563	587	611	50M
Nursery Infrastructure Development	Increased, access to early childhood development education	32	No. of existing ECDEs renovated /expanded	120	124	124	124	119	117M
		491	No of new ECDEs constructed, equipped and operationalized	24	24	24	24	24	340M
Quality Assurance and standards.	Improved Quality of early childhood education.	0	No. of centres assessed for quality assurance and standards	120	124	124	124	119	5M
Legal and policy framework.	legal framework in place	0	No. of Policies/ ECDE bills developed	1	1	0	0	0	5M
Teacher training and curriculum development	Quality curriculum delivery.	1200	No. of EDCE teachers recruited	200	40	40	40	40	220.8 M
		0	No. of ECDE teachers promoted	200	200	200	200	200	15M
		0	No.of scheme of service developed	-	1	-	-	-	148.8 M
Total									3.91B

Programme: Gender, Culture and Social Services									
Objective: To Enhance development, protection, preservation and promotion of Gender, Art, Culture and Heritage.									
Outcome: Reduced levels of gender disparity, violence and non-discrimination and increased number of people appreciating the local culture and art.									
Sub Programme	Key Outcome	Baseline	Key performance Indicators	Planned Targets					Total Budget
				Year 1	Year 2	Year 3	Year 4	Year 5	
Bursary fund	Increased access and retention of learners amongst Vulnerable Groups	15,000	No. of students benefitting from bursary	45,600	45,600	45,600	45,600	45,600	1B
Emergency relief and Refugee Assistance	Increased number of people in distress who become self-reliant	60M	Amount of money used	60M	60M	60M	60M	60M	300M
Conservation and of Heritage.	Increased number of people appreciating the local culture and art.	0	No. of monuments and sites gazetted.	1	1	1	1	1	50M
Cultural development	Increased number of people appreciating the local culture and art.	0	No. of museum established, equipped and maintained	0	0	1	0	0	10M
		0	No. of heritage Centres/ villages established	1	1	1	1	1	50M
Promotion of Kenyan music and dance	Increased number of people appreciating the local culture and art.	1	No. of County music, dance and cultural festivals held	1	2	2	2	2	25M
County film and art services	Film and art revamped as a source of social economic development	0	No. of Music and video recording studios built and equipped	1	1	1	1	1	50M
		0	No. of Capacity building and mentorship	1	1	1	1	1	50M

Programme: Gender, Culture and Social Services									
Objective: To Enhance development, protection, preservation and promotion of Gender, Art, Culture and Heritage.									
Outcome: Reduced levels of gender disparity, violence and non-discrimination and increased number of people appreciating the local culture and art.									
Sub Programme	Key Outcome	Baseline	Key performance Indicators	Planned Targets					Total Budget
				Year 1	Year 2	Year 3	Year 4	Year 5	
			programme for artists held						
County theatre development and promotion	Promotion of live performances and talent development	0	No. of performing theatre halls and social halls constructed and equipped	1	2	2	2	1	50M
Public records and Archives management	Increased reading Culture, information accessibility and management.	0	No. of Libraries constructed equipped and stocked with e-content and other reading materials.	0	0	1	1	1	70M
GBV prevention, response and management	Reduced GBV cases, reporting prevention and prosecution enhanced	0	No. of GBV sensitization forums held	2	3	3	2	2	5M
		0	No. of capacity building programs held for community leaders on GBV	1	3	4	2	2	5M
		0	No. of multi-stake holders technical working groups formed to harmonize GBV prevention and response	1	1	1	1	1	5M
		0	No. of GBV rescue centre constructed and equipped	0	1	0	0	0	20M
Mainstreaming of gender and disability and social welfare	Empowered PLWDs and enhanced gender equity	360	No. of PLWDs receiving assistive devices and donations.	50	50	50	50	50	25M
	Gender mainstreamed across all departments in the	0	County gender policy formulated and operationalized	0	1	0	0	0	5M

Programme: Gender, Culture and Social Services									
Objective: To Enhance development, protection, preservation and promotion of Gender, Art, Culture and Heritage.									
Outcome: Reduced levels of gender disparity, violence and non-discrimination and increased number of people appreciating the local culture and art.									
Sub Programme	Key Outcome	Baseline	Key performance Indicators	Planned Targets					Total Budget
				Year 1	Year 2	Year 3	Year 4	Year 5	
	county								
	Women Youth and PLWDs economic empowerment Enhanced	0	No. of capacity building programs for Women/Youth groups/PLWDs and other marginalized groups held	12	12	12	12	12	5M
Community Development	Accessibility of capital to women/youth groups PLWDs enhanced	0	No of women accessing Biashara fund capacity built and monitored	70,000	80,000	90,000	95,000	95,000	5M
			No of youths accessing Biashara funds capacity built and monitored	70,000	80,000	90,000	95,000	95,000	5M
	0	No of women/youth/PLWDs accessing Government procurement opportunities sensitized	30	40	50	60	60	5M	
Legal and institutional policy frameworks	Legal and policy framework in place	0	No. of Policies/Legislation in Place. (culture, PLWDs)	1	1	1	0	0	2M
Staff development	Improved service delivery.	0	No. of staff trained and promoted	3	6	6	6	3	20M
Social Protection	Increased welfare for the elderly and other vulnerable	0	No of homes and rehabilitation Centres established	0	0	1	1	1	65M
Total									1.827 B
Grand total									11.34 B

Cross-sectoral impacts

Programme Name	Sector	Cross-sector Impact		Measures to Harness or Mitigate the Impact
		Synergies	Adverse impact	
Vocational education and training	Education Public works Trade	Facilitate preparation of bills of quantity and supervision of constructions and renovations	High cost Quality of works	Discussions consultations and continuous monitoring of projects
		Advise on market demands	Mismatch of skills with market demand	
Early childhood education	Education Agriculture Health cooperatives	Give guidance on school feeding programme	Access of milk and snacks, quality, safety and nutrition value	Multi sectoral approach in implementing the feeding programme
Gender and social services	Education finance	Allocation of funds and guidance on disbursement	High number of students applying and in need of bursary Delay in disbursement	Consultations on accessibility of bursary funds on time and amounts

4.4.10 Youth Affairs, and Sports

Sector composition

The sector comprises of

- Youth Affairs
- Sports

Vision.

To be a model department in youth empowerment, sporting excellence with effective and efficient communication.

Mission

To transform and inspire the community using platforms that empower the youth, enhance sporting excellence, promote use of ICT and provision of relevant information

Sector Goal

To empower the county youths through capacity building, talent development and marketing, social economic empowerment, sports development, communication and entrepreneurship funding through the county youth, women and PWDs enterprise fund.

Development needs, Priorities and Strategies

Development needs	Priority	Strategies
Promotion of sports	Sports facilities management Sports development	<ul style="list-style-type: none">- Construction and rehabilitation of sporting facilities- Training and funding of county teams- Establishment of county sports academy- Establishment of sports trust fund- Formulation of a sports management legislative policy to govern sporting activities in the County- Identification and nurturing of sporting talent in the county
Youth Affairs	Job creation for the youths	<ul style="list-style-type: none">- Create jobs through direct investment in agriculture & agro-processing- Create a conducive environment for growth and development of small and medium enterprise sector such as key artisans in mechanics and other Jua Kali operatives in catering and food industries among others.- Create a new brand of entrepreneurs to undertake activities such as road construction, repair and maintenance, water drilling and distribution systems,- Involvement of youths in cleaning and providing sanitary services in key towns, markets and other private and county owned facilities.- Financially empowering youth, women, people living with disabilities and men through sustainable and accessible revolving funds.- Support and advance the formation and inauguration of the proposed Kiambu University of Technical and Innovation Institution(KUTI) a demand driven university that is modelled along the same

Development needs	Priority	Strategies
		idea as the MIT (Massachusetts Institute of Technology) an industry demand driven training Institute

Table 37: Youth Affairs, and Sports

Programme P1:General Administration, Planning and Support Services									
Objective: To improve service delivery									
Outcome: Improved efficiency and effectiveness in service delivery									
Sub program	Key outcome /output	Baseline	Key performance indicator	Target					Total budget
				Year 1	Year 2	Year 3	Year 4	Year 5	
Administration services	Improved performance in service delivery	0	No. of offices built and equipped	3	3	1	-	-	87.891M
		1	No. of performance contact signed	1	1	1	1	1	
		0	No. of appraisal appraisal meetings held	1	1	1	1	1	
Personnel services	Improved service delivery	16	No. of employees recruited	20	15	10	5	0	154.720M
		0	No. of employees trained	50	50	50	50	50	13.183M
		0	No. of team building activities held	5	4	4	4	4	21.972
Total									277.768M

Programme: Sports				
Objective: To develop and promote a sporting culture in the County through identification, nurturing sports talents, developing and upgrading sports infrastructure.				
Outcome: Increased participation of the youths and sporting activities				
Sub	Key outcome	baseline	Key	Planned targets

programme			performance Indicator	Year 1	Year 2	Year 3	Year 4	Year 5	Total budget
Development and management of sports facilities	Sports facilities developed, operational and well managed	0	No. of indoor arenas constructed	2	2	2	2	2	87.891M
		3	No. of stadiums upgraded and rehabilitated	2	2	2	2	2	263.675M
		2	No. of changing rooms/ washrooms completed	3	3	2	2	2	87.891M
		60	No. of playing fields rehabilitated	60	60	60	60	60	52.735M
Training and induction of stadium managers and staff	Improved sports management skills among stadia managers and sports officers	0	No. of stadium managers and staff inducted and trained	1	1	1	1	1	8.789M
Sports training and competition	Improved sports training and competition in the county	600	No. of referees, coaches and first aiders trained	600	600	600	600	600	21.972M
		450	No of staffs participating in KICOSCA games annually	450	500	600	700	800	109.864M
		2	No. of teams affiliated with federations	4	4	4	4	4	87.891M
		2	No. of new sports introduced in the county	1	1	1	1	1	43.945M
		0	No of sports disciplines fully funded by the county	5	5	5	5	5	197.756M

Programme: Sports									
Objective: To develop and promote a sporting culture in the County through identification, nurturing sports talents, developing and upgrading sports infrastructure.									
Outcome: Increased participation of the youths and sporting activities									
Sub programme	Key outcome	baseline	Key performance Indicator	Planned targets					
				Year 1	Year 2	Year 3	Year 4	Year 5	Total budget
		4	No. of inter county competitions held per year	4	4	4	4	4	109.864M
		0	No. of talent centres established	2	2	2	3	3	87.891M
Total									1.16B

Programme: Youth Empowerment									
Objective: To empower the youths in the county by equipping them with skills through development of innovative and youth friendly programs									
Outcome: Empowered and well equipped youths									
Sub programme	Key outcome	Baseline	Key performance indicators	Planned target					
				Year 1	Year 2	Year 3	Year 4	Year 5	Total budget
County talent development and promotion	Improved Talent identification methods in music and theatre arts	1	No. of complete amphitheatres constructed	1	1	1	1	1	219.729M
		0	No. of amphitheatres equipped with film, theatre & arts equipment	1	1	1	1	1	87.891M
Training and capacity building	Empowered and skilled youths	0	No. of youths trained and equipped with skills on Agribusiness	600	600	600	600	600	8.789M
		10,000	No of youths trained and equipped with skills on entrepreneurship	600	600	600	600	600	8.789M
		0	No. of youths trained and equipped with skills on capital Management	600	600	600	600	600	8.789M
		0	No. of youths trained and equipped with skills on marketing	600	600	600	600	600	8.789M
		0	No. of youths trained and equipped with skills on youth, science and Industrialization	600	600	600	600	600	8.789M
		0	No. of youths trained and equipped with skills on e-	600	600	600	600	600	8.789M

			commerce						
		0	No. of youths trained and equipped with skills on drug and substance abuse	600	600	600	600	600	8.789M
		0	No. of youths trained and equipped with skills on youth and Leadership	600	600	600	600	600	8.789M
		0	No. of youths trained and equipped with skills on youth exchange programs	600	600	600	600	600	8.789M
		0	No of youths trained on skill enhancement programmes	600	600	600	600	600	8.789M
Access to finance and business development services	Economically empowered youths	300M	Amount in Kenya shillings of fund allocated to Biashara fund	60M	60M	60M	60M	60M	300M
			No. of successful applicant of Biashara fund	600	600	600	600	600	8.789M
		500	No of successful enterprise through Biashara fund loan	600	600	600	600	600	8.789M
Access to government procurement opportunities by the youths	Economically empowered youths	0	No of youth owned enterprises awarded government tenders	600	600	600	600	600	8.789M
		300	No of youths trained on access to government procurement opportunities	600	600	600	600	600	8.789M

TOTAL	730.670 M
GRAND TOTAL	2.172B

Cross-sectoral impacts

Programme Name	Sector	Cross-sector Impact		Measures to Harness or Mitigate the Impact
		Synergies	Adverse impact	
Youth affairs, sports, ict and communication	education	Youth empowerment through training Training on ICT		Adequate funding and curriculum reforms to suit market driven skills
	agriculture	Increased incomes to the youths through agribusiness activities	Diminishing land sizes for farming activities	Training on Agri-business, value addition Land zoning
	Health	A healthy youth population in gainfull employment	Drug and substance abuse, HIV& AIDS	Rehabs , seminars and peer training
	Finance	Increased funding to youth activities Increased no of youths in income generating activities	Increased in number of defaulted loans and misplaced priorities	Increased allocation of funds to revolving funds and training of youths on available opportunities
	Lands physical planning and Housing	Availability of lands for youths in agriculture Increased engagement of youths in construction industry	Poor remuneration increased conflict between the land owners (parents) and the youths	Encourage youths to practise modern methods of farming which does not require large tracks of land Equipping the youths with hands on experience

Programme Name	Sector	Cross-sector Impact		Measures to Harness or Mitigate the Impact
		Synergies	Adverse impact	
	Roads	Increased job opportunities for youths in building of roads infrastructure	Increase in alcohol, drug and substance abuse	<p>Training the youths to equip them with skills in roads construction</p> <p>Training of youths on financial management</p> <p>Develop a policy on employment of youths in construction of roads</p>

4.4.11 Lands, Physical Planning and Housing

Sector composition

This sector comprises of

- Physical Planning
- Urban development and management
- Land Survey and Geo Informatics
- Housing and Community Development
- Land Valuation and Asset Management

Vision

Planned & Managed Land Resource for Sustainable Development

Mission

To promote an integrated framework of spatial planning and development for the social, Economic well-being and environmental sustainability of the County

Sector goal

Make Kiambu county and its human settlements safe, resilient and sustainable for development through provision of decent, adequate and housing, affordable transportation, sustainable urban areas and basic infrastructure services and facilities.

Sector Mandate and Functions

1. Provision and implementation of spatial plans to promote sustainable rural and urban management and development;
2. Development of a GIS/LIMS database for spatial data management and determination of property boundaries;
3. Provision of efficient land and property valuation and management for effective county asset documentation and land taxation;
4. Promotion and facilitation of development
5. Formulation, implementation and review of various policies in the Department

Table 38: Lands, Physical Planning and Housing Sector Programmes

Programme Name: Administration, Planning and Support Services									
Objective: To improve service delivery									
Outcome: Improved efficiency and effectiveness in service delivery									
Sub Programme	Key Outcome	Baseline	Key performance Indicators	Planned Targets					Total Budget
				Year 1	Year 2	Year 3	Year 4	Year 5	
Administration Services	Conducive working environment		No. of new offices constructed/renovated	2	2				10M
			No. of offices equipped						2M
			No. of vehicles allocated to the department	2	2				20M
Personnel	Number of personnel		No. of new personnel employed						20M
	Capacity building for the personnel		No. of training sessions for the personnel	2	2	2	2	2	10M
	Performance Appraisals		Number of Performance appraisals done.	1	1	1	1	1	5M
Finance Services	Performance reports		Quarterly reports	4	4	4	4	4	2M
Total									69M

Programme Name: County Land Information Management Services									
Objective: To have and efficient spatial data management system									
Outcome: Improved revenue, Ease in access, use archival and retrieval of County Land Data									
Sub Programme	Key Outcome	Baseline	Key performance Indicators	Planned Targets					Total Budget
				Year 1	Year 2	Year 3	Year 4	Year 5	
County Land Information Service	Digital Land Information System for the County in place	175,000	-Number of land parcels digitized -Existence of Land Information System -Number of people accessing the LIMS	35,000	35,000	35,000	35,000	35,000	20M
	Property rates register	50%	-Number and value of	160000 parcels	1000 parcels	1000 parcels	1000 parcels	1000 parcels	50M

Programme Name: County Land Information Management Services									
Objective: To have and efficient spatial data management system									
Outcome: Improved revenue, Ease in access, use archival and retrieval of County Land Data									
Sub Programme	Key Outcome	Baseline	Key performance Indicators	Planned Targets					Total Budget
				Year 1	Year 2	Year 3	Year 4	Year 5	
	for the county in place		properties in the valuation roll -Number of properties under area rating						
			Increased revenue generated from rates	2B	2B	2B	3B	3B	
Valuation of county property	Updated register of county assets in place	10	-Number of and value of county properties valued	200 properties	200 properties	300 properties	300 properties	300 properties	100 M
Management of county property	Enhanced and efficiently managed county property	Nil	Number of properties managed	300 properties	300 properties	300 properties	300 properties	300 properties	20M
Total									190M

Programme Name: Planning, Land Survey and Mapping									
Objective: To provide an overall spatial framework for the county to guide development									
Outcome: Updated, spatial plans and maps for the county									
Sub Programme	Key Outcome	Baseline	Key performance Indicators	Planned Targets					Total Budget
				Year 1	Year 2	Year 3	Year 4	Year 5	
County Spatial Planning and Development	Approved County Spatial Plan in place		Number of County Spatial Structure Plan	1	-	-	-	-	100M
	Approved ISUDPS in place		Number of ISUDPS prepared -Defined urban edges -Building guidelines	1					100M

Programme Name: Planning, Land Survey and Mapping									
Objective: To provide an overall spatial framework for the county to guide development									
Outcome: Updated, spatial plans and maps for the county									
Sub Programme	Key Outcome	Baseline	Key performance Indicators	Planned Targets					Total Budget
				Year 1	Year 2	Year 3	Year 4	Year 5	
			and planning regulation						
Development Control	Approval of development applications	60%	Percentage of developers submitting development application Percentage Increase in revenue generation	10%	10%	10%	10%		80M
	Enforcement and compliance to development regulations	10%	Percentage increase in compliance to development regulations	20%	20%	20%	20%	10%	50M
			Percentage increase in revenue generation	20%	20%	20%	20%	20%	
County Land Survey, Mapping, Boundaries establishment	Reestablished and monumented of public land boundaries	50	Number of parcel boundaries reestablished and beacons placed.	100	100	100	100	100	10M
	Identified and acquired title deeds for registered public land		Number of title deeds acquired Number of County land assets audited	200	250	250	250	250	10M
	Base maps for unregistered public land in place		Number of base maps prepared	30	30	30	30	30	30M
	Digital topographical mapping completed	nil	-Percentage area of the County completed	20%	20%	20%	20%	20%	100M
TOTAL									480M

Programme Name: County Urban Planning and Housing									
Objective: To ensure sustainable urban growth and development									
Outcome: Livable well managed urban areas with adequate, safe, decent and affordable housing									
Sub Programme	Key Outcome	Baseline	Key performance Indicators	Planned Targets					Total Budget
				Year 1	Year 2	Year 3	Year 4	Year 5	
Urban Planning and Development	Municipal and town management boards in place	6	Number of Operational Municipal and Towns Management Boards Number of well defined boundaries of the new municipalities	6	-	-	-	-	20M
County Urban Institutional Program	Operational County Urban Institutional Program	nil	Amount in Kshs allocated to CIUDS program	1.8B	1.8B	1.8B	1.8B	1.8B	9B
County Informal settlement upgrading	-Improved social economic environment -security of land tenure -improved urban landscape	nil	No. of upgraded settlements Basic facilities provided in the upgraded settlements	2	2	2	2	2	2.5B
Promotion of appropriate building technology	Appropriate building technology adopted		Number of building technologies adopted	1	2	2	2	2	154M
Urban renewal	-Increased access to decent housing. -Improved social economic environment -improved urban landscape	2,500	Number of households accessing the decent houses	500	500	500	500	500	12B
Total									23.674 B
Grand Total									24.413 B

Cross-sectoral Impacts

Programme Name/ Location	Sector	Cross Sector Impact		Measures to Harness or Mitigate the Impact
		Synergies	Adverse Impact	
Land Survey, Mapping and Geographical Information Systems	<ul style="list-style-type: none"> - Physical Planning - Urban Development and Management - Housing - Valuation and Asset Management - Education - Sports - Administration - Public Service - Finance - Water, Environment and Natural Resources 	<ul style="list-style-type: none"> - Securing of public land - Efficient storage and retrieval of land information - Timely and efficient update of land information 	<ul style="list-style-type: none"> - May lead to displacement of people - Negative public perception 	<ul style="list-style-type: none"> - Undertake public participation - Public-private partnership - Collaboration with NLC and other government agencies
Urban renewal and upgrading of informal settlements	<ul style="list-style-type: none"> - Physical Planning, - Urban Development and Management - Valuation and Asset Management - Land Survey and GI - Water, Environment and Natural Resources - Roads, Transport and Public Works - Trade, Tourism, Industry and Enterprise Development - Administration - Public Service - Finance 	<ul style="list-style-type: none"> - Provision of adequate social and physical infrastructure within the housing development programme - Optimal utilization of space through land use planning - Accurate land valuation for preparation of housing models and future rating - Appropriate boundary establishment - Integration of trade and enterprise to facilitate community development - Incorporation of environmental considerations in housing development 	<ul style="list-style-type: none"> - Risk of gentrification 	<ul style="list-style-type: none"> - Transparency and accountability from project planning to house allocation and project monitoring - Capping of house selling prices and rent to values that are affordable by the targeted beneficiaries
Land valuation and property management	<ul style="list-style-type: none"> - Physical Planning - Urban Development and 	<ul style="list-style-type: none"> - Updated valuation register of county properties 	<ul style="list-style-type: none"> - Risk of poor public perception 	<ul style="list-style-type: none"> - Undertake proper public participation - Continuous public

	<ul style="list-style-type: none"> Management - Land Survey and GI - Finance - Education - Health - Sports - Administration - Public Service - Water, Environment and Natural Resources 	<ul style="list-style-type: none"> - Enhanced revenue generation from land rates - Efficient management of county properties 		sensitization
Plan Preparation and Implementation	<ul style="list-style-type: none"> - Land Survey and GI - Valuation and Asset Management Finance - Education, Gender, Culture and Social Services - Health - Youth, Sports, ICT and Communication - Administration - Public Service - Water, Environment and Natural Resources - Roads, Transport and Public Works - Trade, Tourism, Industry and Enterprise Development - Agriculture, Livestock and Fisheries 	<ul style="list-style-type: none"> - Controlled development - Increased revenue generation - Clear zoning and building guidelines - Protection of wetlands and ecologically fragile areas - Encourage investments - Enhanced land values - Conserve agricultural and forest areas 	- Risk of poor public perception	<ul style="list-style-type: none"> - Undertake proper public participation - Continuous public sensitization

4.4.12 Trade, Tourism, Co-operative and Enterprise Development Sector Composition

The sector is composed of the following 4 subsectors:

- Trade and Markets
- Tourism and Marketing
- Cooperative Development
- Enterprise Development

Vision

A destination of choice for investors and tourists

Mission

To provide an enabling environment for investors and tourists for sustainable development

Sector/ subsector Goal

The sector works towards achievement of goals that are geared towards promotion and facilitating investments in Trade, Tourism, Cooperative and Enterprise Development in Kiambu County. The strategic goals for the subsectors are:

1. Promotion and development of trade and markets
2. Promotion and Development of Enterprise Development
3. Promotion and development of Tourism and Marketing
4. Promotion and Development of Co-operative Societies

Development Needs, Priorities and Strategies

Development needs	Priority	Strategies
Institutional Legal and regulatory framework	Realign the existing policies and laws with the constitution and harmonize them	Develop and review various policies and relevant Acts
Employment Creation	To facilitate the creation of productive employment	<ul style="list-style-type: none">- Give incentives to spur investments- Expand markets to encourage more businesses- Develop and encourage tourism activities- Promote dispersal of cottage industries in rural areas
Value addition and product diversification	<ul style="list-style-type: none">- Industrial development and promotion of value addition in the County- To promote product diversification	<ul style="list-style-type: none">- Embrace OVOP initiative in the County- Capacity building and training on value addition and entrepreneurship- Coming up of special programmes for the Youth and Women targeting value addition- Creation of Small Processing Units through formation of Cooperatives- Developing a unique value added product in each ward- Development of niche products
Growth of MSMEs	Development of a vibrant micro and small enterprise sector	<ul style="list-style-type: none">- Resource mobilization- Provide right infrastructure- Developing an SME Park- Undertake research on existing opportunities- Capacity building and training in entrepreneurship- Enhance skill and technological development

Development needs	Priority	Strategies
		<ul style="list-style-type: none"> - Setting aside land for micro and small enterprise activities - Establish technology and business incubators and strengthening of CIDCs - Establish strengthen existing Micro and Small Enterprise Fund - Construction of Jua Kali sheds in major towns of the County. - Promotion of cottage industries
Establishment of Modern markets	Establishment and development of markets	<ul style="list-style-type: none"> - Refurbishment of existing markets - Establishment of social amenities within the markets - Starting of new markets at designated places - Construction of BodaBoda Sheds - Establishment of special markets
Investments in the Enterprise and Cooperative sectors	Providing an enabling environment for the accelerated growth of a dynamic, modern and progressive Cooperative sector in the County	<ul style="list-style-type: none"> - Sensitize the community on the importance of investments in Enterprise and Cooperatives sectors - Capacity building and training - Reviving the dormant cooperative societies and industries
Mobilization of savings and investments	Promote and encourage a saving culture	Sensitizations on saving mobilization and investments Exchange Programmes
Market research and innovation	Promote research and Development	<ul style="list-style-type: none"> - Create strong partnerships with research institutions - Offer incentives for research and development - Reward creativity and innovation - Create innovation centres - Documentation of new innovations and research findings - Link industries with research institutions
Capacity for quality service delivery	To enhance capacity for quality service delivery	<ul style="list-style-type: none"> - Prepare and implement service charters - Establish customer care desk - Customer satisfaction surveys - Conducive working environment - Provide necessary tools and equipment - Motivate staff - Matching responsibilities to skills - Good governance - Institutional capacity building - Continuous training
Conformity to standards and quality infrastructure	Promote Fair Trade practices and consumer protection	<ul style="list-style-type: none"> - Anti-counterfeit laws - Strengthen quality assurance institutions - Verification of weighing and measuring instruments - Pre-package control in factories, warehouses and along the distribution chain - Awareness creation, enforcement of legal metrology Act - Enhance protection of intellectual rights - Enhance conformity
Enhancing productivity and competitiveness	Enhance productivity and competitiveness	<ul style="list-style-type: none"> - Human resource development - Review tax regimes - Use of modern technology - Develop a local competitiveness program - Address under-utilization of installed capacity
Creating favourable	Promote private sector	- Incentives

Development needs	Priority	Strategies
business environment for the private sector growth and competitiveness	development through enterprise development	- Conducive environment - PSDS for the County
Development of tourism products	Development and Promotion of tourism in the County	- Mapping of tourism attractions and activities - Product development and Diversification - Marketing of tourism products - identifying the niche products within the county - protect natural resources - promotion of cultural and historical heritage - encourage investments in the tourism sector
Staff motivation	Development of effective staff motivational structures	- Developing of policies on staff motivation - Carrying out a Training Needs Assessment and an implementation of the same - Developing and full implementation of proper schemes of service - Staff involvement in decision making in matters affecting the department.

Table 39: Trade, Tourism, Cooperatives and Enterprise Development Sector Programmes

General: Administration, Planning and Support Services									
Objective: To improve service delivery									
Outcome: Improved efficiency and effectiveness in Service Delivery									
Sub Programme	Key Outcome	Baseline	Key performance Indicators	Planned Targets					Total Budget
				Yr 1	Yr 2	Yr3	Yr 4	Yr 5	
Administration Services	Improved performance in service delivery		Number of offices supported	20	22	24	26	28	355.50M
Personnel Services	Improved service delivery	60	Personnel Emolument supported	64	68	72	77	81	318.04M
Total									673.54M

Programme Name: Trade Development and Promotion									
Objective: To promote and develop Trade									
Outcome: Increased contribution to employment, FDIs and Exports leading to increased income									
Sub Programme	Key Outcome	Baseline	Key performance Indicators	Planned Targets					Total Budget Kshs
				Yr 1	Yr 2	Yr3	Yr 4	Yr 5	
Local market Development	Increased and improved trading spaces for business men, women and special		No. of Markets constructed/ Renovated/ Rehabilitated	19	15	15	15	13	2.82B
		0	No. of modern stalls	25	25	25	25	25	13.68M
		60	Number of BodaBoda	12	12	12	12	12	27.37M

Programme Name: Trade Development and Promotion									
Objective: To promote and develop Trade									
Outcome: Increased contribution to employment, FDIs and Exports leading to increased income									
Sub Programme	Key Outcome	Baseline	Key performance Indicators	Planned Targets					Total Budget Kshs
				Yr 1	Yr 2	Yr3	Yr 4	Yr 5	
	interest groups		sheds constructed						
		-	No. of shoe shiners sheds constructed	2	2	2	2	2	1.82M
County Trade and Exports Market Development	Increased Investments in the County		Number of Trade fair / exhibitions attended / done	3	3	3	3	3	54.74M
			Investor Information Database	1	0	0	0	0	9.12M
Competition Policy and Consumer Protection	Promotion of fair trade practice in the County	10,077	Number of weighing machines verified	13000	14000	15000	16,000	14,000	7.30M
		884	Number of Dispensing (measuring) Instruments done	890	900	910	920	930	
Regulations	Enactment of relevant legislations; market policy, Market Act, PPP Policy, Weight and Measures Policy, Investment Policy, Diaspora Policy, departmental strategic plan		Number of legislations in place	3	2	2	1	1	9.12M
Total									2.9461 B

Programme Name: Enterprise Development									
Objective: To Promote Enterprises in the County									
Outcome: Increased contribution to employment, FDIs and Exports leading to increased income									
Sub Programme	Key Outcome	Baseline	Key performance Indicators	Planned Targets					Total Budget
				Yr 1	Yr 2	Yr3	Yr 4	Yr 5	
Industrial Development and Investment Promotion	Value addition and enhancing competitiveness through facilitating establishment of an Industrial park		Number of new jobs created	1,000	1,500	3,000	4,500	6,000	182.46 M
			Proportion of manufacturing sector to GDP	11%	12%	13%	14%	15%	
	Promotion of entrepreneurship and Innovation among the MSMEs		Incubation/ industrial development centres created	2	3	3	2	2	45.62M
	Skills Enhancement among the MSMEs		Numbers of MSMEs trained /capacity build	90	90	90	90	90	4.56M
	Promotion of efficiency in industries		Number of facilitation (Training) done	1	1	1	1	1	5.47M
Total									238.11 M

Programme Name: Co-operative Development and Management									
Objective: To promote and develop Co-operative Movement in Kiambu County									
Outcome: Sustainable and empowered socio-economic livelihoods									
Sub Programme	Key Outcome	Baseline	Key performance Indicators	Planned Targets					Total Budget
				Yr 1	Yr 2	Yr3	Yr 4	Yr 5	
Co-operative development	Effective and efficient co-operative movement	150	No. of cooperatives management members trained / educated	200	220	240	260	280	45.62M
Cooperative Society, Research and Advisory	Digitalization of cooperative activities		Digitalized system in place	1	1	1	1	1	9.12M
Co-operative Oversight and Compliance	To develop co-operative policy, Act, and other relevant regulations		Number of legal instruments in place	1	1	-	1	-	9.12M

Programme Name: Co-operative Development and Management									
Objective: To promote and develop Co-operative Movement in Kiambu County									
Outcome: Sustainable and empowered socio-economic livelihoods									
Sub Programme	Key Outcome	Baseline	Key performance Indicators	Planned Targets					Total Budget
				Yr 1	Yr 2	Yr3	Yr 4	Yr 5	
Total									63.86M

Programme Name: Tourism Development and Promotion									
Objective: Promotion and Marketing of the Tourism sector									
Outcome: A vibrant tourism sector leading to job creation and increased income levels.									
Sub Programme	Key Outcome	Baseline	Key performance Indicators	Planned Targets					Total Budget
				Yr 1	Yr 2	Yr 3	Yr 4	Yr 5	
Tourism promotion and marketing	Increased tourism and tourism related incomes		Number of tourism expo / events done	4	4	4	4	4	18.25M
	Linked Tourism sector stakeholders to business financing and markets		Number of stakeholders linked to business financing and markets	100	100	100	100	50	3.65M
	Development of county tourism guide/documentary of all the county tourism attraction sites and other marking materials (bronchus, flyers)		Documentary in place/ marketing materials in place	1	0	0	0	0	9.12M
	To facilitate preservation and gazette of national heritage sites		Number of sites preserved		2	3	3	2	1.82M
	Development of a marketing strategy/market destinations in Kiambu county		Marketing strategy in place		0	1	0	0	3.65M
	Mapping, Inventory and profiling of tourist sites		Tourism guide in place	1	0	0	0	0	9.12M
	Tourism Infrastructure Development	Improve tourist sites in the county.		No. of Construction, rehabilitation, landscaping and Development Of Existing and New Tourism Attraction No. of constructed / developed Tourist sites in the County	2	2	2	2	2
	Facilitate development of entertainment		No. of visitors recorded.	1	1	1	1	1	13.68M

Programme Name: Tourism Development and Promotion									
Objective: Promotion and Marketing of the Tourism sector									
Outcome: A vibrant tourism sector leading to job creation and increased income levels.									
Sub Programme	Key Outcome	Baseline	Key performance Indicators	Planned Targets					Total Budget
				Yr 1	Yr 2	Yr 3	Yr 4	Yr 5	
	parks / recreation facilities /conferences centers /Eco-lodges								
	Facilitate developments of 4 high class hotels and eco-lodges conference facilities		No. of high class hotels and eco lodges conference facilities done	0	1	1	1	0	3.65M
Local Content Niche Tourism Development	Expansion and upgrading of Sport Tourism/Medical Tourism, Agri-Tourism, Education And Cultural Tourism Diversification of Tourism Activities		Number of sport activities/ Number of Medical, Agri-Tourism, Education Visitors	3	3	3	3	3	13.68M
	Facilitate establishment of film production studios		Number of film studios established	0	0	1	0	1	9.12M
	Develop and promote home stay tourism		Increased number of home stay facility documented	0	0	1	0	0	9.12M
Tourism Training and Capacity Building	tourism education, awareness and benchmarking		Number of training /benchmarking done	2	3	4	4	3	4.56M
Legislation	Legislate relevant laws and regulations		Number of legislations/policies in place	1	1	1	0	0	9.12M
Total									411.45 M
Grand Total									4.333B

Cross-sectoral impacts

Programme Name	Sector	Cross-sector Impact		Measures to Harness or Mitigate the Impact
		Synergies	Adverse impact	
Trade Promotion	Trade-Agriculture	Creation of markets for agricultural produce		More stakeholders involvement during designs of programmes
Trade development	Trade-Education/ Administration	Provision of employment to skilled youths Security threats Minimization		Partnership in developing relevant curriculums for the various sectors
Industrial Development and Investments	Trade-Infrastructure and Water department	Value addition of agricultural produce	- Deteriorating quality of water used in industries - Environmental pollution	- Multi sectorial approach in prioritizing infrastructural development such as roads, sewer lines, water and electricity. - Enforcement of relevant regulations to minimize pollution
Co-operative Development	Co-operative – Social Services	Economies of scale leads to higher income and health standards		- Sensitization, formation and support of co-operative movements for special groups in the societies - Sensitize people on positive working environment at work place
Tourism Development	Tourism– Environment and Natural Resources	Protection and utilization of natural resources		Conservation of environment

4.4.13 Roads, Transport, Public Works and Utilities

Sector Composition

The sector comprises of

- County Roads & Transport Directorate;
- County Public Works Directorate:
- County Utilities Directorate:

Vision

A regional leader in quality, sustainable and environmental friendly infrastructural development

Mission

To provide and regulate quality technical service in Roads, Transport Public Works, Fire & Rescue and Energy

Sector Goals

1. To ensure the county is well connected with an efficient, safe and reliable all weather road network and Busparks.
2. To provide safe, clean energy lighting and fire, disaster and emergency response in the county
3. To provide and maintain safe, healthy and efficient green buildings, civil works and rural footbridges

Development needs, Priorities and Strategies

Development needs	Priority	Strategies
Poor maintenance of Roads, Non motorised Tracks, bridges and Busparks	Maintain infrastructure to avoid huge costs in reconstruction	- Boresha barabara
Quality control	<ul style="list-style-type: none">- Maintain drainage of all constructed roads and keep the road camber off storm water- Rehabilitate fair surface roads to motorable state	<ul style="list-style-type: none">- Effective supervision and laboratory test for materials in use- Maintenance of road drains
Poor connectivity of road network	To facilitate designs and construction of roads, Non motorized Traffic, storm water drains	<ul style="list-style-type: none">- Labour based works to be introduced- Rehabilitating the already done projects- Opening up of new access roads
Congestion	To facilitate designs and construction of missing links to ease congestion	- Provision of ample parking by construction of busparks, busbays and bypasses in CBDs.
Security	Street lighting urban and shopping centres and highmast in densely populated areas	<ul style="list-style-type: none">- Installation of flood masts and streetlights- Use of alternative sources of energy to expand the coverage

Table 40: Roads, Transport, Public Works and Utilities Sector Programmes

Programme Name: Administration, Planning and Support Services									
Objective: To facilitate efficient service delivery by the Department									
Outcome: Improved service delivery and staff motivation									
Sub Programme	Key Outcome	Baseline	Key performance Indicators	Planned Targets					Total Budget
				Year 1	Year 2	Year 3	Year 4	Year 5	
Administration Services	Improved service delivery	0	Number of service charter developed	1					100,000
	Improved working environment	0	Number of office block constructed		1				15M
Personnel Services	Increased access to services	255	No. of staff recruited	4	15	10	5	5	
	Improved service delivery	255	No. of staff Trained,	50	50	50	50	50	5 M
	Improved service delivery	0	Performance reviews and contracts	259	333	397	432	477	-
Finance Services	Improved service delivery		Amount in Ksh allocated per personal emoluments	82.7M	87.7M	93.0M	98.5M	104.5M	466.4 M
			Amounts allocated operation and maintenance	197.2 M	209.0 M	221.6 M	234.8 M	248.9 M	1.11B
Total									1.6B

Programme Name: Public works and Infrastructure maintenance									
Objective: To develop quality, reliable, sustainable and resilient infrastructure, to support economic development									
Outcome: Improved connectivity and accessibility									
Sub Programme	Key Outcome	Baseline	Key performance Indicators	Planned Targets					Total Budget
				Year 1	Year 2	Year 3	Year 4	Year 5	
Maintenance of County Roads and Bridges (Boresha barabara)-Roads	Increased accessibility	1200Km of county roads are motorable	No. of Kilometers of roads maintained	300	300	300	300	300	1.8B
	Increased connectivity		No. of bridges	2	2	3	3	3	30M

Programme Name: Public works and Infrastructure maintenance									
Objective: To develop quality, reliable, sustainable and resilient infrastructure, to support economic development									
Outcome: Improved connectivity and accessibility									
Sub Programme	Key Outcome	Baseline	Key performance Indicators	Planned Targets					Total Budget
				Year 1	Year 2	Year 3	Year 4	Year 5	
-Bridges -Non Motorised Traffic -Busparks	Improved pedestrian mobility		maintained No. of Kilometers of Non Motorised Traffic maintained	2		5	5	5	17M
	Organised parking areas in urban areas		No. of Busparks maintained	2	1	1	1	1	12M
	Improved road drainage		No. of Kilometers of Stormwater drains maintained	2	2	2	2	2	20M
Rehabilitation of county roads, bridges and -Busparks	Increased accessibility	1200Km of county roads are motorable	No. of Kilometers of roads rehabilitated	260	260	260	260	260	3.25B
-Roads -Busparks	Organised parking areas in urban centres	12No. Busparks in the county	No. of Busparks rehabilitated	2	2	2	2	2	40M
Total									5.2B

Programme Name: Roads Transport									
Objective: To develop quality, reliable, sustainable and resilient infrastructure to support economic development									
Outcome: Improved roads connectivity and accessibility									
Sub Programme	Key Outcome	Baseline	Key performance Indicators	Planned Targets					Total Budget
				Year 1	Year 2	Year 3	Year 4	Year 5	
Design and Construction of County Roads and Bridges -Roads	Increased accessibility	46km of county roads are bitumen standards	No. of Kilometers of roads designed and contracted	25	25	25	25	25	3.0B
-Bridges -Non Motorised Traffic -Busparks	Increased connectivity	13 No. of bridges	No. of bridges designed and contracted	2	1	1	1	1	180M
	Reduced pedestrian	2km of Non	No. of Kilometers	2	2	2	2	2	40 M

Programme Name: Roads Transport									
Objective: To develop quality, reliable, sustainable and resilient infrastructure to support economic development									
Outcome: Improved roads connectivity and accessibility									
Sub Programme	Key Outcome	Baseline	Key performance Indicators	Planned Targets					Total Budget
				Year 1	Year 2	Year 3	Year 4	Year 5	
	accidents	motorised Traffic lanes	Non motorised Traffic designed and contracted						
	Organised parking area		No. of Busparks designed and contracted	2	1	1	1	1	180M
Total									3.4B

Programme Name: Energy, Disaster Management, Fire, Safety and Rescue									
Objective: Improved security and safety of people and property									
Outcome: Promote 24 hour economy and attraction of investors									
Sub Programme	Key Outcome	Baseline	Key performance Indicators	Planned Targets					Total Budget
				Year 1	Year 2	Year 3	Year 4	Year 5	
Electricity Distribution	Increased security through Street lighting	645 No. of streetlights	No. of Streetlights installed	300	300	300	300	300	225M
	Increased security through Flood masts	113 No. Flood masts	No. of Flood masts Installed	60	60	60	60	60	900M
Fire, Safety and Rescue -Construction and Rehabilitation of Fire stations -Equipping of Fire stations and academy	Reduced rescue response time	4 No. fire stations started	No. of Fire stations constructed and rehabilitated	4	1	1	1	1	96M
	Improved service delivery		No. of Academy and fire stations equipped	2	2	2	2	1	27 M
Disaster Management Trainings	Increased disaster awareness	80 No. of staff trained	No. of staff trained	50	50	50	50	50	5M
Total									1.3B
Grand Total									11.5B

Cross-sectoral impacts

Programme Name	Sector	Cross-sector Impact		Measures to Harness or Mitigate the Impact
		Synergies	Adverse impact	
Public works and Infrastructure maintenance	Roads - All departments	Facilitate Designs and construction supervision of public facilities		Consultative forums to ensure delivery of the focus target
Roads Transport	Roads - Trade	Facilitate trade by enhancing accessibility	Heavy commercial trucks overload roads designed for light traffic	<ul style="list-style-type: none"> - Multisectoral approach in prioritizing infrastructure developments. - Designate particular roads particularly designed for heavy traffic to minimize Maintenance costs on roads
	Roads - Agriculture	Facilitate Agriculture by enhancing accessibility		Multisectoral approach in prioritizing infrastructure developments.
Energy, Disaster Management, Fire, Safety and Rescue Programme	Roads- Administration	Enhancing security by provision of flood masts		Identification of priority area to provide lighting
	Roads- Trade	<ul style="list-style-type: none"> - By enhancing security business can run for 24hours - Safety of businesses enables conducive environment 		Linking up/consulting with the stakeholders in identification of areas that needs lighting

4.5 Flagship /County Transformative Projects

FINANCE AND ECONOMIC PLANNING

Project Name	Location	Objective	Output /Outcome	Performance indicators	Timeframe (Start-End)	Implementing Agencies	Cost (Ksh.)
Revenue automation	County wide	To enhance county revenue collection through automation	Enhanced revenue	increase in revenue collected	2018-2022	Finance	20M

ADMINISTRATION AND PUBLIC SERVICE

Project Name	Location	Objective	Output /Outcome	Performance indicators	Timeframe (Start-End)	Implementing Agencies	Cost (Ksh.)
Alcoholic drinks control	Countywide	to reduce and mitigate the negative health, social and economic impact	A healthy and productive population	Percentage reduction on alcohol dependent population	2018-2022	Administration and Public Service	250M

AGRICULTURE, LIVESTOCK AND FISHERIES

Project Name	Location	Objective	Output /Outcome	Performance indicators	Timeframe (Start-End)	Implementing Agencies	Cost (Ksh.)
Fruit farming	Countywide	Promote commercialization of avocados bananas and mangoes	Increase income	No of trees planted Productivity Income	March	CGK Seedling suppliers Exporters	150 M
Contract farming	Selected wards	Promote crops with links to commercial buyers /processors	Increase income	Groups linked to buyers Production outputs	March 2018 to 2022	CGK, EABL, BIDCO, Exporters etc Processors supermarkets	50M
Milk value addition	All sub counties	Increased livestock productivity	Increased income	11 Pasteurizers procured, No. of cooperatives trained on milk packaging	2018-2022	CGK	300 M
	All sub counties	Increased livestock productivity	Increased income	16 Bulk milk coolers installed	2018-2022	CGK	50M
	County	To establish a	Increased	One UHT	2018-	CGK	50M

Project Name	Location	Objective	Output /Outcome	Performance indicators	Timeframe (Start-End)	Implementing Agencies	Cost (Ksh.)
		dairy processing plant owned by farmers	income	processing unit	2022		
Enhanced feed quality and reserve	County	Fodder reserve	County strategic feed reserve	Number of hay bales reserved.	2018-2022	CGK	100 M
	County	Quality feeds availed	county based feed factory operational	Amount of quality feeds produced	2018-2022	CGK	100 M
Leather Development	2 Subcounties	Establish hides and skins cottage industries	Increased productivity	2 hides and skins cottage	2018-2022	CGK	5M
Enhanced breeding technology Artificial Insemination (Sexed semen)	County wide	Improve dairy herd	Improved productivity	Number of semen doses procured	2019-2022	CGK	100 M
Subsidized agricultural Inputs	County wide	Increased productivity	-Quality Seed distributed to farmers - Subsidized fertilizer accessed to farmers	-Number of Farmer groups growing legumes for export -Fertilizer availed to farmers	2018-2022	CGK Exporters	95M
Agricultural produce value addition	County	Establish cottage industries for processing and packaging farm produce	Increased income	cottage industry	2018-2022	CGK	20M
Poultry production	County	To establish a poultry processing plant for improved chicken	Increased income	1 poultry production and processing unit	2018-2022	CGK	15M
Pig production		To establish a bacon factory	Increased income	1 bacon factory established	2018-2022	County government	100 M
Irrigation and Water Harvesting	County wide	Increased area under irrigation and increased productivity	Water harvesting structures constructed	Number of Farmers with water harvesting structures	2018-2022	CGK	300 M
Aquaculture demonstration Centres	County wide	To develop capacity on aquaculture technologies	To increase fish production	No. of fish ponds/ cages	2018-2022	County Government	53.5 M

WATER, ENERGY, ENVIRONMENT AND NATURAL RESOURCES

Project Name	Location	Objective	Output /Outcome	Performance indicators	Timeframe (Start-End)	Implementing Agencies	Cost (Ksh.)
Establishment of eco schools	County wide	To create environmental awareness	Enhanced environmental awareness	No of eco schools established	2018-2022	WEENR	
Segregation of waste at source	County wide	To enhance segregation of waste	Recycled waste	Tons of waste recycled	2018-2022	WEENR	
Waste management hub	Kang'oki	To enhance recycling of waste	Recycled waste	Tons of waste recycled	2018-2022	WEENR	
Reforestation and afforestation	County wide	To rehabilitate the lost acreage	Increased forest acreage	No of acreage rehabilitated	2018-2022	WEENR	
Ruiru phase I sewerage network improvement	Ruiru	construction of 45Km tertiary sewer lines and 4000 household connection chambers	To improve sanitation and lower the cases of water borne diseases	Increased No. of households connected to sewer services		World Bank Under construction at 75% completion	290M
Juja sewerage project	Juja	construction of a Waste Water Treatment Plant of capacity 10,500M ³ , Trunk main and secondary mains network of total length 77Km.	Ditto	Ditto		World Bank Under construction at 50% progress	2.9B
Githurai water project		Construction of raw water main, treatment works, transmission line and distribution lines of current design	Ditto	Ditto		KWFT	Project under design phase

Project Name	Location	Objective	Output /Outcome	Performance indicators	Timeframe (Start-End)	Implementing Agencies	Cost (Ksh.)
		capacity 12,000M ³ /day to serve Kahawa, Wendani, Mwihoko and Githurai areas					
Kiambaa water supply project	All wards Kiambaa sub-county will benefit	To increase water supply and coverage	Enhanced water supply in Kiambaa sub-county	Increased No of households with water connection	2019-2022	AWSB	
Ndenderu-Rwaka sewer project	Ndenderu	To improve sanitation coverage	To sewer Rwaka, Ndenderu and Kiguaro customers	No of households connected to sewer	2018-2020	AWSB	
Ruiru 2 Dam water project	Kiambaa	To increase water supply and coverage	To supply Githunguri, Kiambu and Karuri WSPs	Increased No of households with water connection	2019-2022	AWSB	
Construction of mega dams	Kinale ,Theta,Ruiru 1, kareminu ,Ruaka dam	Provision of adequate storage, safe and affordable water	Enhanced water supply	No of dams constructed	2018-2022	WEENR	
Thika juja sewer	Juja,Ruiru	To improve sanitation	Households connected with sewer	No of households connected	2018-2022	WEENR	
Ruaka,kiambu sewer lines	Kiambaa	To improve sanitation	Households connected with sewer	No of households connected	2018-2022	WEENR	
Ruiru sewer	Ruiru	To improve sanitation	Households connected with sewer	No of households connected	2018-2022	WEENR	
Kamiti water project	Kiambu	To increase water supply	Households connected with clean water	No of households connected	2018-2022	WEENR	
Kikuyu spring	Kikuyu	To increase water supply	Households connected with clean water	No of households connected	2018-2022	WEENR	

Project Name	Location	Objective	Output /Outcome	Performance indicators	Timeframe (Start-End)	Implementing Agencies	Cost (Ksh.)
Thika Water Supply Augmentation Project Karimenu - Maryhill Water works.	Kiandutu, Kiganjo Kianjau, Muthara, Munyu, Komo and Kiangombe	To increase water supply	Infrastructures in place	Households connected with clean water		(AWSB) and world Bank	850m
Thika 3A water Project	Umoja ,Gachagi, Gatwanyaga, Maguguni and Ngoliba	To increase water supply	Infrastructures in place	Households connected with clean water		(AWSB)	Awaiting design.
Thika Githunguri Water and Sanitation Project	Entire supply area	Water & Sewer improvement	Infrastructures in place	Households connected with clean water and sewer connection		DANIDA and (AWSB)	8.5 B
Efficiency Improvement Project	CBD and Industrial area.	Improve water mains, Water Treatment works and distribution network	Infrastructures in place	Households connected with clean water		KPWF	200 million
Construction of Boreholes and Laying of Water Pipelines	Maguguni, Kiandutu, Kiang'ombe, Witeithie Gacagi, Makongeni, Kiaganjo and Kiandegwa.	Sinking and equipping of 8 No. Boreholes at THIWASCO tank sites.	Infrastructures in place	Households connected with clean water		OBA (WSTF)	120 Million
Southern Sewerage Project	Ngoigwa, Witeithie, Kibute, Kiganjo, Muthara and Kisii Deacons	Sewer trunks, laterals and wastewater treatment works and	Infrastructures in place	No of the new sewer connection		World Bank (NAMSIP)	1.4 Billion

Project Name	Location	Objective	Output /Outcome	Performance indicators	Timeframe (Start-End)	Implementing Agencies	Cost (Ksh.)
		rehabilitation of the existing WWTP					

HEALTH SERVICES

Project Name	Location	Objective	Output/Outcome	Performance indicators	Timeframe(Start-End)	Agencies	Cost
Lari level 4 hospital	Lari/Kirenga ward in lari sub county	To upgrade facility to a Trauma and accident Centre of excellence	Improved quality of care and access for accident and injury victims	No. of accident trauma patients attended to	By August 2018	County Government	
Kikuyu Level 4 hospital	Kikuyu ward in kikuyu sub county	To establish a model level 4 hospital	Reduce the distance covered by client seeking health care.	-No.of kilometers covered by clients -No.of clients served at the facility	By August 2018	County Government	
Wangige Level 4 hospital	Kabete ward in Kabete sub county	To establish a model level 4 hospital	Reduce the distance covered by client seeking health care	-No.of kilometers covered by clients -No.of clients served at the facility	By August 2018	County Government	
Tigoni level 4 hospital	Tigoni/ngecha ward in Limuru sub county	To establish a Centre of excellence in Pediatric care	Improved quality of care and access for children requiring specialized care	No.of children receiving specialized health care services	By August 2018	County Government	
Thika level 5	Thika	To upgrade facility to a Reproductive Health Centre of excellency -To improve critical care services	-Reduced maternal and Neonatal mortality -Increased access to critical care services	-No. of women receiving quality reproductive health services -No.of CT scans procured	By June 2018	County Government	

Project Name	Location	Objective	Output/Outcome	Performance indicators	Timeframe(Start-End)	Agencies	Cost
Githunguri level 4	Githunguri sub county	A center of excellence in mental health and cancer hospital	Improved quality of care and access for mental health and cancer patient requiring specialized care	No. of clients accessing mental and cancer care services	By Feb 2020	County Government	
Gatundu level 5	Ng'enda ward-Gatundu south sub county		Improved quality of care and access for NCD patient requiring specialized care	No.of clients benefitting from the specialized NCD patients care	By Aug 2019	County Government	
Ruiru level 4 hospital	Ruiru Sub county		Improved quality of care and access for renal patient requiring specialized care	No.of clients accessing renal specialized care	By Feb 2020	County Government	
Bibirioni level 4 hospital	Limuru sub-county		Reduce the distance covered by client seeking health care	-No.of clients seeking medical attention at the facility -The distance covered by clients to get to hospital	By Feb 2020	County Government	
Universal Health Coverage	Countywide	Quality health care access for all	Improved health status of Kiambu citizens	No. of Kiambu residents enrolled on the NHIF	Continuous	-NHIF -County Government	

EDUCATION, CULTURE AND SOCIAL SERVICES

Project Name	Location	Objective	Output /Outcome	Performance indicators	Timeframe (Start-End)	Implementing Agencies	Cost (Ksh.)
Bursary fund	County wide	To increase the number of children transiting to secondary schools and colleges and completion rates	Enhanced enrolment and retention of learners at secondary Tertiary levels	Number of students maintained in schools and colleges		County Government Department of Education, Gender, Culture and Social Services	
ECDE and lower primary school feeding programme	County wide	To improve children health and retention rate	Enhanced health and retention rate of ECDE and lower primary pupils	No of pupils benefiting from the feeding programme		County Government Department of Education, Gender, Culture and Social Services	
Creation of Vocational Training Centres of Excellence	County wide	To improve the quality of training	Increased number of youths and adults with relevant skills for self or formal employment	Number of youth and adults in self-employment or accessing employment in industry		County Government Department of Education, Gender, Culture and Social Services	
Creation of Vocational centres production units	County wide	To improve financial sustainability of vocational training centres	Increased financial stability of Vocational Training Centres	Number of Vocational Training Centres generating extra income from contracts and services		County Government Department of Education, Gender, Culture and Social Services	

YOUTH AFFAIRS, SPORTS, ICT AND COMMUNICATION

Project Name	Location	Objective	Output /Outcome	Performance indicators	Timeframe (Start-End)	Implementing Agencies	Cost (Ksh.)
Flagship Projects							
Kirigiti Stadium	Kiambu Sub-County	Identification, Nurturing and promotion of Sports talent	Improved sports training and competition in the	Fully complete and equipped stadium	2018-2022	County Government of Kiambu	2B

Project Name	Location	Objective	Output /Outcome	Performance indicators	Timeframe (Start-End)	Implementing Agencies	Cost (Ksh.)
			county				
Karatu Stadium	Gatundu South Sub-County	Identification, Nurturing and promotion of Sports talent	Improved sports training and competition in the county	Fully complete and equipped stadium		National Government in collaboration with County Government of Kiambu	690M
Limuru High Altitude training center	Kiambu Sub-County	Identification, Nurturing and promotion of Sports talent	Improved sports training and competition in the county	Fully complete and equipped stadium		County Government of Kiambu	500M
TOTAL							3,190 M
Transformative Projects							
Mega Amphitheatre	Kiambu Sub-County	Identification, Nurturing and promotion of Sports talent	Improved sports training and competition in the county	Fully complete and equipped stadium		County Government of Kiambu	200M
TOTAL							200M

LANDS, PHYSICAL PLANNING AND HOUSING

Project Name/ Location	Location	objectives	Output/ outcome	Performance indicators	Timeframe (start-end)	Implementation agencies	Cost (Kshs)
Urban renewal	Thika Sub County	To promote access to decent housing	-Increased housing units/ Increased access to decent housing. -Improved social economic environment -improved urban landscape	Number of housing units	2018-2022	CGK/Private sector	12B

Project Name/ Location	Location	objectives	Output/ outcome	Performanc e indicators	Timefram e (start- end)	Implementatio n agencies	Cost (Kshs)
Titling of Public Land	Entire County	Security of Land Tenure	-The titles generated	Number of Title deeds	2018-2022	CGK & NLC	20M
Revamping of commuter railway station	Ruiru, Juja, Kikuyu, Limuru	Promote commuter transportatio n	- ease congestion -Reduced time and cost -spurred growth	Number of commuters	2018-2020	GOK, Nairobi Metropolitan Development Authority	200M
Constructio n of dams	Karemen u, Ruiru II Theta dam Kinale	Improved supply of water	Irrigation More portable water Increased number of connections	Number of dams constructed	2018-2020	GOK,	1B

TRADE, TOURISM, INDUSTRY AND CO-OPERATIVE

Project Name	Location	Objective	Output /Outcome	Performan ce indicators	Timefra me (Start- End)	Implementin g Agencies	Cost (Ksh.)
Muguga Agri-city / Nachu Industrial Park	Kikuyu Sub County	Value addition and market creation for agricultura l products	Increased income	Production levels	2018 to	County Government of Kiambu, Karlo, National Government, Ministry of Industrializati on	TBA
Cooperative revolving fund	Centraliz ed in the county	Build capital base for cooperativ e developme nt	Access of finances by members	No. of members accessing the resources Number of businesses established	5 years; 2018- 2022	Directorate of Co-operative	250,000,0 00
Constructio ns Modern markets	12 Sub County	To improve the business operating environme nt	Increased trading spaces, employe nt income and living standards	Trading spaces created	2018 - 2022	County Government of Kiambu National Government Development Partners	

ROADS, TRANSPORT, PUBLIC WORKS AND UTILITIES

Project Name	Location	Objective	Output /Outcome	Performance indicators	Timeframe (Start-End)	Implementing Agencies	Cost (Ksh.)
Flagship Projects							
Improvement of James Gichuru-Rironi/Kamandura	Kikuyu, Limuru	To widen the highway and make it more accessible	To ease mobility	No. of Kilometers completed	On going	KeNHA	
Ruiru Githunguri Uplands C65	Githunguri Lari	To make the road more motorable	Increased accessibility	No. of Kilometers completed	On going	KeNHA	
D405 Ruaka Limuru road	Kiambaa, Limuru	To make the road more motorable	Increased accessibility	No. of Kilometers completed	On going	KeNHA	
Githunguri Kagwe Kimende Road	Githunguri Lari	To make the road more motorable	Increased accessibility	No. of Kilometers completed	On going	KeRRA	
Kirasha Road	Kinale	To make the road more motorable	Increased accessibility	No. of Kilometers completed	On going	KeRRA	
D411/D407 Thogoto Mutarakwa-Tigoni-Banana-Ruaka road	Kikuyu, Limuru	To make the road more motorable	Increased accessibility	No. of Kilometers completed	On going	KeRRA	
Transformative Projects							
Thogoto – Ndaire road	Kikuyu	To connect Thogoto village and Dagoretti market	To ease mobility of motorists and passengers	No. of Kilometers completed	On going	CGK-R&T	
Githunguri-Ndumberi road	Kiambu	To enhance Connectivity	Increased connectivity	No. of Kilometers completed	On going	CGK-R&T	
Githunguri CBD roads	Githunguri	To enhance Connectivity	Increased connectivity	No. of Kilometers completed	On going	CGK-R&T	

		ty					
Gatitu Junction and other roads	Thika	To enhance Connectivity	Increased connectivity	No. of Kilometers completed	On going	CGK-R&T	
Road C64-C65	Githunguri	To enhance Connectivity	Increased connectivity	No. of Kilometers completed	On going	CGK-R&T	
Kimende Town Roads	Lari	To enhance Connectivity	Increased connectivity	No. of Kilometers completed	On going	CGK-R&T	
A2 Junction Kimbo Matangini	Juja	To enhance Connectivity	Increased connectivity	No. of Kilometers completed	On going	CGK-R&T	

CHAPTER FIVE: IMPLEMENTATION FRAMEWORK

5.1 Introduction

The chapter identifies the institutional framework in the County involved in the implementation of this County Integrated Development Plan. It also explains through an organizational flow chart how the Kiambu County Government is structured from office of the Governor to the departmental offices.

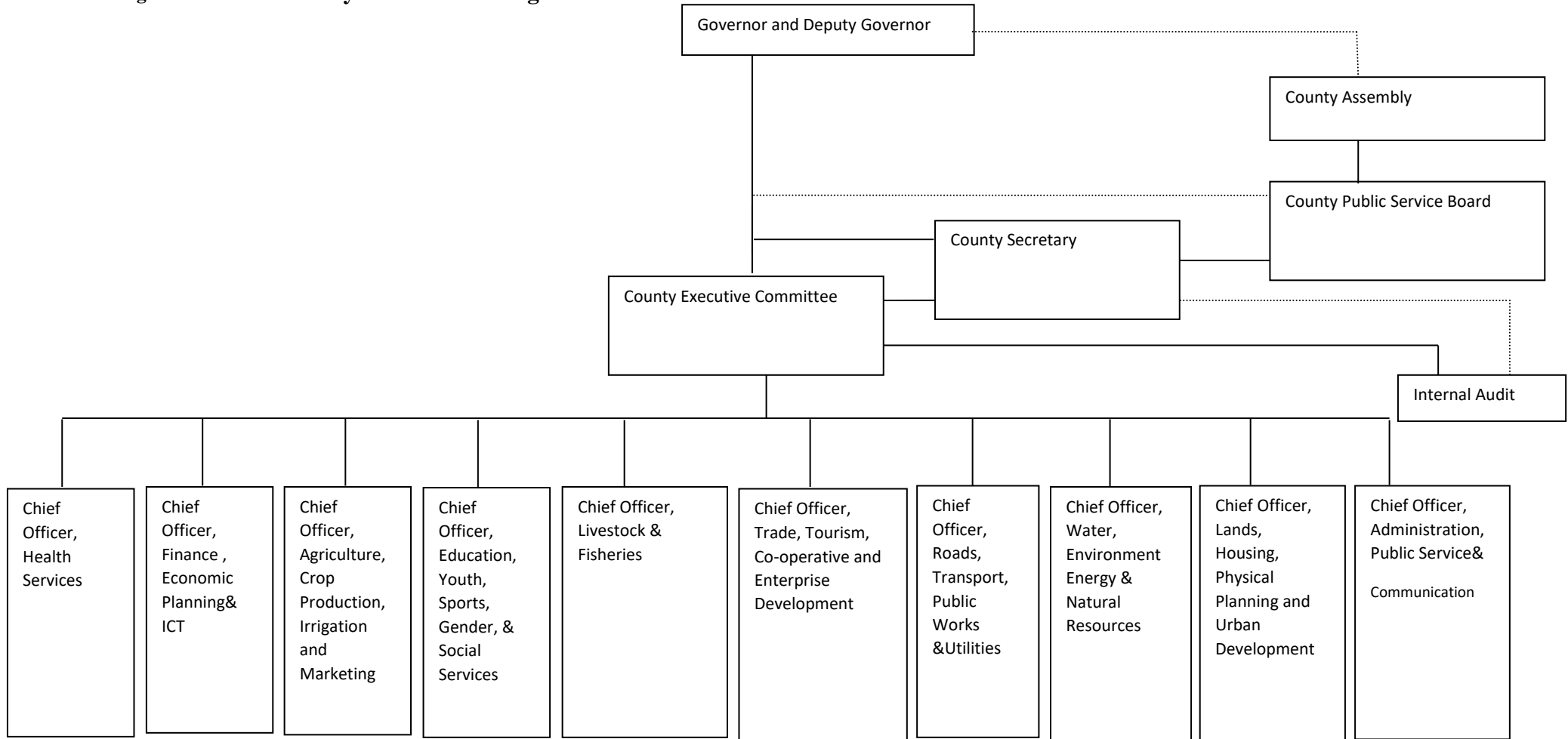
5.2 Institutional Framework

To ensure effective and efficient implementation of this plan, proper flow of resources and decision making is vital hence the need to have a good government organization structure. The CIDP is designed to provide practical solutions through proper planning to address the challenges the county faces. This calls for a pragmatic approach to development by the County, constant monitoring of both internal and external developments and the political good will to implement required development changes that arises.

Proper delivery of the mandates and the development programmes discussed in greater details in Chapter 4, require County through its line department to shift from multiple and often uncoordinated levels of decision making to a more decentralized implementation process through involvement of the relevant stakeholders especially the public as outlined in the constitution of Kenya 2010. The institutionalization of professionalism in service delivery will see the County shift from a culture of limited sense of urgency to relentless follow up, from slow reactive to fast proactive legislative, from low and dispersed investment to high and ring-fenced investment and from shortage of skills to a war for talent. The mind and culture shift through elimination of the historical inefficiencies and bureaucracy that hamper service delivery within the county, will be a significant progress in the delivery of developmental promises as espoused in the Governor's Manifesto and now espoused in this CIDP. Involvement of other stakeholders such as the National Government, the Civil Society, Development Partners among others, in all levels of the Government is also essential in planning and implementation of the county programmes and projects.

Figure 8 shows the organization structure of Kiambu County Government in the implementation of this CIDP. The structure emphasizes leadership, technical expertise, consensus building, accountability and community outreach.

Figure 8: Kiambu County Government Organization Structure



5.3 Resource Requirements by Sector

Table 41 analysis the sectors' total proposed budget in Billions and their percentage (%) of the total proposed budget for the entire County required to finance the sectors' programs for the next five year plan period as outlined in Chapter four. Health programs requires more financial resources as compared to other sectors' programs.

Table 41: Summary of Proposed Budget by Sector

Sector Name	Amount (Ksh. Billion)	As a percentage (%) of the total budget
County Assembly	9.53	8.15
County Executive	2.365	2.02
County Public service board	0.419	0.36
Finance,ICT and Economic Planning	8.906	7.61
Administration,publicservice and Communication	4.104	3.51
Agriculture ,livestock and fisheries	4.3	3.68
Water,Enviroment,Energy and Natural resources	8.231	7.04
Health services	25.35	21.67
Education, culture and social services	11.34	9.70
Youth affairs and sports	2.172	1.86
Lands, physical planning and housing	24.413	20.87
Trade,tourism,industry and co-operative	4.333	3.70
Roads,transport and public works	11.5	9.83
TOTAL	116.963	100

5.4 The Resource Mobilization Framework

Table 42 gives the projected resources from own source, the equitable share of national revenue, expected conditional grants from national government or development partners as well as the public-private partnership (ppps) arrangement.

Table 42: Revenue Projections

Type of Revenue	2018/19	2019/20	2020/21	2021/22	2022/23	Total
-----------------	---------	---------	---------	---------	---------	-------

Local revenue by category	2,681,734,639	2,949,908,103	3,244,898,913	3,569,388,805	3,926,327,685	16,372,258,145
Equitable share	9,267,734,453	10,194,507,898	11,213,958,688	12,335,354,557	13,568,890,013	56,580,445,609
Conditional grants	895,301,402	984,831,542	1,083,314,696	1,191,646,166	1,310,810,783	5,465,904,589
Equalization fund	0	-	-	-	-	-
Other sources	2,169,283,320	2,386,211,652	2,624,832,817	2,887,316,099	3,176,047,709	13,243,691,597
Total	15,014,053,814	16,515,459,195	18,167,005,115	19,983,705,626	21,982,076,189	91,662,299,940

5.5 Estimated Resource Gap and Measures of Addressing It

The section captures the resource gap and measures on how to address the resource gap.

The resource scarcity compared to unlimited needs is a challenge in the realisation of this ambitious plan. However, the county shall work out ways to fill Kshs 25.301 billion resource gap which translates to Kshs 5.06 billion per year realized in this five years plan. This shall be done through:-

- Amendment of law on county allocation revenue by the national government through senate and national assembly.
- Tap more sources of internal revenue
- Partnership with development partners
- Partnership with other counties in implementing cross cutting projects stated in chapter 2.
- Partnership with national government e.g through KeRRA, KuRa, KeNHA, e.t.c
- Sourcing for support from available donors

CHAPTER SIX: MONITORING AND EVALUATION FRAMEWORK

6.1 Introduction

This chapter focuses on development of the monitoring and evaluation framework for projects and programmes to be funded during the plan period. The Chapter also specifies objectively verifiable outcome indicators that shall be used to monitor programme implementation as well as the roles of the various stakeholders in the monitoring and evaluation system. The framework will be used at the National and County level to track progress on implementation of programmes.

Monitoring of activities will be a continuous exercise while evaluation is proposed to be done periodically as follows; annual reviews that will be aligned to the National Integrated Monitoring and Evaluation System (NIMES); a midterm review during the mid plan period and an end term review after implementation at the end of the current plan period.

6.2 Data collection, Analysis, and Reporting

The Monitoring and Evaluation system will take cognizance of the programmes included in the County Integrated Development Plan as well as indicators facilitating the MTEF process, and development aspects of the respective county.

The County Monitoring and Evaluation Committee (CM&EC) will spearhead monitoring and evaluation at the County level. The committee will draw members from county government departments, civil society organizations, public and the private sector. The monitoring and evaluation committee shall collect raw data through observation, field visit, and questionnaire e.t.c and submit the data to the monitoring unit for analysis. After the analysis, the planning unit shall be produce annual reports which shall be disseminated through social media, websites, prints etc as a feedback.

6.3 M&E Outcome Indicators

Table 43: Summary of M&E Outcome indicators

Sector	Programme	Outcome indicators	Baseline	Source of Data	Reporting Responsibility	Situation in 2018	Mid-term Target (2020)	End-term Target (2022)
Water, Environment, Energy and	Administration, Planning and Support	% increase in access to sector	45	Customer database	Chief Officer	45	60	75

Sector	Programme	Outcome indicators	Baseline	Source of Data	Reporting Responsibility	Situation in 2018	Mid-term Target (2020)	End-term Target (2022)
Natural Resources	Services Environment Management and protection	services		Departmental reports				
		% reduction in Environmental pollution and degradation	70	Departmental reports	Chief Officer	70	55	40
	Water resources management and sanitation Natural resources conservation and management	% increase in access of clean and safe water and better sanitation services	50	Departmental reports	Chief Officer	50	65	80
		% improvement in natural resources conservation and management	35	Departmental reports	Chief Officer	35	50	65
Health services	Administration, planning and support services Preventive Health Services	% increase in access to sector services	50	Customer database Departmental reports	Chief Officer	50	70	90
		% reduction in preventable health conditions	45	Departmental reports	Chief Officer	45	60	75
	Curative Health Services	% reduction in morbidity and mortality	60	Departmental reports	Chief Officer	60	45	30
	County Pharmaceutical services	% increase in access to quality pharmaceutical services	55	Departmental reports	Chief Officer	55	75	95
	County Health Policy Development and Management	% improvement in health policy, planning and standards	45	Departmental reports	Chief Officer	45	60	75
	Reproductive Health	% increase in access to quality	60	Departmental reports	Chief Officer	60	75	90

Sector	Programme	Outcome indicators	Baseline	Source of Data	Reporting Responsibility	Situation in 2018	Mid-term Target (2020)	End-term Target (2022)
		reproductive and maternal child health care services						
Youth Affairs and Sports	General Administration, Planning and Support Services	% change in efficiency and effectiveness in service delivery	70%	Customer database Departmental reports	Chief officer	85%	95%	100%
	Sports	% increase in participation by youths in sporting activities	80%	Customer database Departmental reports	Chief officer	85%	95%	100%
	Youth empowerment	% increase in involvement of youths in county activities	70%	Customer database Departmental reports	Chief officer	84%	96%	100%
Trade, Tourism, Co-operative Enterprise Development	Trade Development and Promotion	% increase contribution to employment, FDIs and Exports leading to increased income	55%	Labour office	Chief officer	60%	75%	85%
	Enterprise Development	% Increase contribution to employment, FDIs and Exports leading to increased income	60%	Labour office Departmental report data	Chief officer	67%	78%	90%
	Co-operative Development and Management	% increase contribution to sustainable and empowered socio-economic livelihoods	70%	Labour office Departmental reports	Chief officer	74%	84%	98%
	Tourism Development and	% increase to job creation and income	30%	Labour office Customer	Chief officer	35%	45%	75%

Sector	Programme	Outcome indicators	Baseline	Source of Data	Reporting Responsibility	Situation in 2018	Mid-term Target (2020)	End-term Target (2022)
	Promotion	levels		database				
Finance,ICT and Economic planning	General Administration, Planning and Support Services	% increase in access to sector services	45%	Departmental reports	Chief officer	55%	65%	70%
	Financial management services	% compliance to IPSAS	40%	Financial reports	Chief officer	40%	55%	65%
	Economic planning and budgetary services	% increase in access to economic planning and budget data	50%	County websites Documents dissemination registers	Chief officer	50%	60%	70%
	Resource Mobilization and Revenue	Number of automated revenue streams	40	Revenue reports	Chief officer	40	43	45
		Amount (Kshs)of internal revenue Collected annually	2.064 B	Revenue reports	Chief officer	2.064B	2.921 B	3.3B
	Information communication technology	% increase in use of ICT infrastructure and a functional Management Information Systems	70%	Customer database Departmental reports	Chief officer	75%	85%	98%
Administration Public service and Communication	Administration, planning and support services	% increase in access to sector services	40	Customer database Departmental reports	Chief Officer	40	60	80
	Human resource management services	% improvement in human resource management services	20	Human resource reports	Chief Officer	20	40	60
	Alcohol, Drug and substance abuse control and rehabilitation	% Reduction in incidences of drug and substance abuse	16	NACADA reports Departmental reports	Chief officer	16	20	24

Sector	Programme	Outcome indicators	Baseline	Source of Data	Reporting Responsibility	Situation in 2018	Mid-term Target (2020)	End-term Target (2022)
	Betting and gaming	% reduction in irresponsible betting and illegal gambling.	60	Betting and gaming licensing board	Chief officer	60	50	40
	Public Participation and Citizen petitions.	% Increase in public involvement in decision making	40	Field reports	Chief officer	40	60	80
		% increase in citizen awareness on services offered by the county government	40	Field reports	Chief officer	The County is currently at 40%	60	80
	Communication	% Increase in awareness of government services and operations by members of the public	80%	Customer database Departmental reports County websites and social media links Documents dissemination registers	Chief officer	90%	98%	100%
Agriculture, Livestock and Fisheries	Administration, Planning and Support Services	% increase in access to sector services	50	Customer database Departmental reports	Chief Officer	50	70	80
	Policy, Strategy and Management of Agriculture	% increase agricultural productivity	50			50	70	80
	Crop Development and Management	% Increase in crop yield	50	Departmental reports	Chief officer	50	60	70
	Agribusiness and information management	% Increase in agricultural income	30	Departmental reports	Chief officer	30	50	60

Sector	Programme	Outcome indicators	Baseline	Source of Data	Reporting Responsibility	Situation in 2018	Mid-term Target (2020)	End-term Target (2022)
	Fisheries development and management	% Increase in fisheries production	20	Departmental reports	Chief officer	20	30	40
	Livestock Resources Management and Development	% Increase in livestock production	40	Departmental reports	Chief officer	40	50	60
Roads, Transport, Public works and Utilities	Administration, Planning and Support Services	% increase in access to sector services	40	Customer care data	Chief officer	40	50	60
	Public works and Infrastructure maintenance	% of total Infrastructure maintained	30	Departmental reports	Chief officer	30	50	60
		% of the total construction buildings supervised by public works.	50	Departmental reports	Chief officer	50	60	70
	Roads Transport	Number of kilometres of roads bitumen constructed roads c	46km	Departmental reports	Chief officer	46	60	100
		Number of bridges constructed	13km	Departmental reports	Chief officer	13	4	6
		Number of non motorised traffic lanes	2km	Departmental reports	Chief officer	2	6	10
		Number of bus parks constructed	-	Departmental reports	Chief officer		4	6
	Energy, Disaster Management, Fire, Safety and Rescue Programme	% of the total budget allocated for disaster management	-	Budget reports Departmental reports	Chief officer	-	1	2
		% increase	-	Departmental reports	Chief officer	-	40	60

Sector	Programme	Outcome indicators	Baseline	Source of Data	Reporting Responsibility	Situation in 2018	Mid-term Target (2020)	End-term Target (2022)
		in response to fire cases		Departmental reports	Chief officer			
Lands Housing and Physical planning	Administration, Planning and Support Services	%improvement in administration services	45%	Departmental reports	Chief officer	55%	65%	70%
		% improvement in planning services	50%	Departmental reports	Chief officer	60%	70%	80%
	County Land Information Management Services	-Number of land parcels digitized	175,000	Departmental reports	Chief officer	170,000	280,000	350,000
	Planning, Land Survey and Mapping	% increase or Number of Updated, spatial plans and maps for the county	40%	Departmental reports	Chief officer	50%	60%	70%
	County Urban Planning and Housing	% of well managed urban areas with adequate, safe, decent and affordable housing	40%	Departmental reports	Chief officer	50%	60%	70%
Education, Gender, Culture and Social Services	General Administration, Planning and Support Services	%improvement in administration, planning and support services	45%	Departmental reports	Chief officer	55%	65%	70%
		Number of service charter developed	0	Departmental reports	Chief officer	0	1	1

Sector	Programme	Outcome indicators	Baseline	Source of Data	Reporting Responsibility	Situation in 2018	Mid-term Target (2020)	End-term Target (2022)
	Vocational education and training	% Increase in number of Youth and Adults with relevant skills for formal and self-employment	40%	Departmental reports	Chief officer	40%	55%	65%
		No. of new Vocational Training Centres constructed and equipped	34	Departmental reports	Chief Officer	34	44	54
	Early Child Development Education (ECDE)	Increased number of children under 9 years who are developmentally on track in health, learning and psychosocial wellbeing.	50%	Departmental reports	Chief officer	50%	80%	100%
	Gender, culture and social services	% reduction levels of gender disparity, violence and non-discrimination and increased number of people appreciating the local culture and art	50%	Departmental reports	Chief officer	50%	80%	100%
		No. of students benefitting from bursary	15,000	Bursary fund reports	Chief officer	15,000	106,200	197,400

Sector	Programme	Outcome indicators	Baseline	Source of Data	Reporting Responsibility	Situation in 2018	Mid-term Target (2020)	End-term Target (2022)
County public service board	General Administration, Planning and Support Services	%improvement in administration services	45%	Departmental reports	CPSB Secretary	55%	65%	70%
		%improvement in planning services	50%	Departmental reports	CPSB Secretary	60%	70%	80%
County Assembly	County Legislation, Representation and oversight	%improvement in services delivery	45%	Departmental reports	The clerk	55%	65%	70%
		Number of Quality and enforceable legislations and oversight services	54	Legislations/ bills processed and passed. Committee reports	The clerk	54	105	156
Executive	General Administration, Planning and Support Services	%improvement in administration services	45%	Departmental reports	County secretary	55%	65%	70%
		%improvement in planning services	50%	Departmental reports	County secretary	60%	70%	80%
		Number of automated reporting systems	0	Departmental reports	County secretary	1	3	5
	Government Advisory Services	Number of collaboration meetings held	0	Departmental reports	County secretary	1	3	5
	Leadership and Coordination of Departments	%improvement in service delivery	50%	Departmental reports	County secretary	60%	70%	80%

ANNEX: SECTOR PROJECTS DERIVED FROM PROGRAMMES

Sector Name: Roads Transport Public Works & Utilities

On-going projects

Project Name/ Location*		Objectives	Targets	Description of Activities (Key Outputs)	Green Economy considerations	Cost (Ksh s.)	Source of funding	Timeframe	Implementing Agency
Gatende Rd	Ting'anga	Ease accessibility		Maintenance of Roads			CGK	2018-2020	RTPW&U
URP240-Gitamaiyu Mugumo rd	Ting'anga	Ease accessibility		Maintenance of Roads			CGK	2018-2020	RTPW&U
D400 Kamiti rd	Ting'anga	Ease accessibility		Maintenance of Roads			CGK	2018-2020	RTPW&U
Kagongo rd, Ngaita rd, Nyauto rd, Gitundu rd, Lower Kagongo rd and Kiamumbi rd	Ting'anga	Ease accessibility		Maintenance of Roads			CGK	2018-2020	RTPW&U
Grading and murraming all access roads	Gatong'ora	Ease accessibility		Opening up of Roads			CGK	2018-2020	RTPW&U
Section 160 and mlimambili roads	Mwihoko	Enhance accessibility	Two roads	Grading and murraming			CGK	2018-2020	RTPW&U
Kwa Rufus-Ngarariga trading centre	Bibirioni	Enhance accessibility	One road	Grading and murraming			CGK	2018-2020	RTPW&U
Matangi-kimbo road	Theta	Improve accessibility	One road	Tarmacking			CGK	2018-2020	RTPW&U
Mombasa – Kiogora road	Karuri	Enhance accessibility	One road	Grading and murraming			CGK	2018-2020	RTPW&U
Juca roads	thika township	Increase		Maintenance				2018-	RTPW&U

Project Name/ Location*		Objectives	Targets	Description of Activities (Key Outputs)	Green Economy considerations	Cost (Ksh s.)	Source of funding	Timeframe	Implementing Agency
	ward	accessibility						2020	
Githurai bus stage	mwiki ward	Decreased vehicle congestion		Expansion, tarmac paving, drainage system			CGK	2018-2020	RTPW&U
Mwiki street lighting	mwiki ward	Increased security		Maintenance			CGK	2018-2020	RTPW&U
Ruku flood light	muguga ward	Increased security		Maintenance			CGK	2018-2020	RTPW&U
Thunguri tambaya access roads	Githobokoni	To enhance accessibility		Grading, murraming of roads			CGK	2018-2020	RTPW&U
Maganjo karura access road	Ngecha/Tigoni	To enhance accessibility		Grading, murraming of roads			CGK	2018-2020	RTPW&U
Kabuku PCEA – blue kiosk road	Ngecha/Tigoni	To enhance accessibility		Grading, murraming of roads			CGK	2018-2020	RTPW&U
Kanya – Harrison road	Ngecha/Tigoni	To enhance accessibility		Grading, murraming of roads			CGK	2018-2020	RTPW&U
Kahiti gichagi road	Ngecha/Tigoni	To increase accessibility		Bush clearing Grading, gravelling and murraming			CGK	2018-2020	RTPW&U
Nyanjega primary access roads	Ngecha/Tigoni	To enhance accessibility		Grading, murraming of roads			CGK	2018-2020	RTPW&U
Mahiga gitangu githuguri	Ngecha/Tigoni	To increase accessibility		Bush clearing Grading, gravelling and murraming			CGK	2018-2020	RTPW&U
Ngecha shopping center access roads	Ngecha/Tigoni	To increase accessibility		Bush clearing Grading, gravelling and			CGK	2018-2020	RTPW&U

Project Name/ Location*		Objectives	Targets	Description of Activities (Key Outputs)	Green Economy considerations	Cost (Ksh s.)	Source of funding	Timeframe	Implementing Agency
				murraming					
4th street east access road	Ngecha/Tigoni	To increase accessibility		Bush clearing Grading ,gravelling and murraming			CGK	2018-2020	RTPW&U
Thande road	Ngecha/Tigoni	To increase accessibility		Bush clearing Grading ,gravelling and murraming			CGK	2018-2020	RTPW&U
Power junction drainage	kihara	To enhance accessibility		Grading ,murraming of roads			CGK	2018-2020	RTPW&U
Red hill kihara junction drainage	kihara	To enhance accessibility		Grading ,murraming of roads			CGK	2018-2020	RTPW&U
Mairanga road	githobokoni	To enhance accessibility		Grading ,murraming of roads			CGK	2018-2020	RTPW&U
Kamote access rd	githobokoni	To enhance accessibility		Grading ,murraming of roads			CGK	2018-2020	RTPW&U
Gatinagach egerd	githobokoni	To enhance accessibility		Grading ,murraming of roads			CGK	2018-2020	RTPW&U
Karanikanjama access road	githobokoni	To enhance accessibility		Grading ,murraming of roads Culverts installation and drainage			CGK	2018-2020	RTPW&U
Karanja road	githobokoni	To enhance accessibility		Grading ,murraming of roads Culverts installation and drainage			CGK	2018-2020	RTPW&U
Kibutewitei thei road	Witethie	To enhance		Grading ,murraming			CGK	2018-	RTPW&U

Project Name/ Location*		Objectives	Targets	Description of Activities (Key Outputs)	Green Economy considerations	Cost (Ksh s.)	Source of funding	Timeframe	Implementing Agency
		accessibility		grading of roads				2020	
Street lighting	kihara	Improved security		Installation of street lights			CGK	2018-2020	RTPW&U
Thogoto ngare road		To promote easy transport		Grading and murraming			CGK	2018-2020	RTPW&U
Mugiko primary road and benta road		Open up schools and villages		Complete the last phase of the roads to ensure ease of business			CGK	2018-2020	RTPW&U

New Project Proposals

Project Name	Location	Objectives	Targets	Description of Activities	Cost (Ksh s.)	Source of funding	Timeframe	Implementing Agency
Street lighting	County wide	Improved security		Installation of street lights		CGK	2018-2022	RTPW&U
Installation of street lights along Kiambu-Githunguri rd	Ting'anga	Improved security		Installation of street lights		CGK	2018-2022	RTPW&U
Ruturu-falani road	Ting'anga	Ease accessibility		Maintenance of road		CGK	2018-2022	RTPW&U
Kagongo – Nyauto Rd-	Ting'anga	Ease accessibility		“		CGK	2018-2020	RTPW&U
Ngaita- Riabai Rd	Ting'anga	For connectivity		Construction works		CGK	2018-2020	RTPW&U
Rumathi- Kiriguini bridge	Ting'anga	For connectivity		Construction works		CGK	2018-2020	RTPW&U
Installation of high mast security lights at Ting'anga, Kagongo and Kamiti	Ting'anga	Improved security		Installation of flood lights		CGK	2018-2022	RTPW&U
Ndumbuini- 87 Rd	Uthiru	Ease accessibility		Maintenance of road		CGK	2018-2022	RTPW&U
Chief's office to cooperation Rd	Uthiru	Ease accessibility		Tarmacking		CGK	2018-2022	RTPW&U

Project Name	Location	Objectives	Targets	Description of Activities	Cost (Ksh s.)	Source of funding	Timeframe	Implementing Agency
Installation of high mast security lights at Uthiru Cooperation, Uthiru primary school, Uthiru 87, Gituamba , Reli shopping centre, PEFA, Mariguini junction, Kiwaki and Acacia, Ndumbuini, Gitingiti, Gakobu	Uthiru	Improved security		Installation of flood lights		CGK	2018-2022	RTPW&U
Uthiru shopping centre Bus park	Uthiru	Provision of parking space		Construction works		CGK	2018-2022	RTPW&U
Reli access roads	Uthiru	Ease accessibility		Maintenance of road		CGK	2018-2022	RTPW&U
Gitingiti cemetery access road	Uthiru	Ease accessibility		Opening up and maintenance of road		CGK	2018-2022	RTPW&U
Mutarakwa-Tharuni-Kiroe rd	Limuru Central	Ease accessibility		Maintenance of road		CGK	2018-2022	RTPW&U
Tharuni access roads	Limuru Central	Ease accessibility		Maintenance of road		CGK	2018-2022	RTPW&U
Ngenia High school-Mutarakwa climbing lane	Limuru Central	Reduce road accidents		Establish climbing lanes and marking of roads		CGK	2018-2022	RTPW&U
Installation of High mast lights at Tharuni, Tarambana, Rironi market, Limuru market	Limuru Central	Improved security		Installation of flood lights		CGK	2018-2022	RTPW&U
Tarambana rd	Limuru Central	Ease accessibility		Murramming		CGK	2018-2022	RTPW&U
Installation of bump at Kwambira	Limuru Central	Reduce road accidents		Establish climbing lanes and marking of roads		CGK	2018-2022	RTPW&U
Limuru Bus park	Limuru Central	Provision of parking space		Construction works		CGK	2018-2022	RTPW&U
Limuru central access rds	Limuru Central	Ease accessibility		Maintenance of road		CGK	2018-2022	RTPW&U
Ngoliba ward access	Ngoliba	Ease		Maintena		CGK	2018-	RTPW&

Project Name	Location	Objectives	Targets	Description of Activities	Cost (Ksh s.)	Source of funding	Timeframe	Implementing Agency
roads		accessibility		nce of road			2022	U
Gateiguru stage and Ngoliba buspark	Ngoliba	Provision of parking space		Construction works		CGK	2018-2022	RTPW&U
Installation of High mast lights at gateiguru, maguguni, Hagacuki	Ngoliba	Improved security		Installation of flood lights		CGK	2018-2022	RTPW&U
Kigumo-Gititu-Gachugu road	Komothai	To improve rural access	One complete road	Light grading Bush clearing Gravelling murraming		CGK	2018-2022	Roads
Gathiruini factory-gititu road	Komothai	To improve rural access	One complete road	Construction of a bridge		CGK	2018-2022	Roads
Gatana-wanjenga - kirura –gititu road	Komothai	To improve rural access	One complete road	murraming		CGK	2018-2022	Roads
Gwa kariu-komothai boys road	Komothai	To improve rural access	One complete road	murraming		CGK	2018-2022	Roads
Komothai boys-gakure road	Komothai	To improve rural access	One complete road	murraming		CGK	2018-2022	Roads
Thuita road	Komothai	To improve rural access	One complete road	Light grading Bush clearing Gravelling murraming		CGK	2018-2022	Roads
Thuita pri- nginduri pri road	Komothai	To improve rural access	One complete road	Light grading Bush clearing Gravelling murraming		CGK	2018-2022	Roads
Gitombo B road	Komothai	To improve	One complete	murraming		CGK	2018-2022	Roads

Project Name	Location	Objectives	Targets	Description of Activities	Cost (Ksh s.)	Source of funding	Timeframe	Implementing Agency
		rural access	te road	g				
Kirika –githima road	Komothai	To improve rural access	One complete road	murraming		CGK	2018-2022	Roads
Ngangaini road	Komothai	To improve rural access	One complete road	murraming		CGK	2018-2022	Roads
Kibaburi road	Komothai	To improve rural access	One complete road	murraming		CGK	2018-2022	Roads
Kangui road	Komothai	To improve rural access	One complete road	murraming		CGK	2018-2022	Roads
Kandogo road	Komothai	To improve rural access	One complete road	murraming		CGK	2018-2022	Roads
Githiuro-wanjenga road	Komothai	To improve rural access	One complete road	Opening up		CGK	2018-2022	Roads
Githima –gathugu road	Komothai	To improve rural access	One complete road	Opening up		CGK	2018-2022	Roads
Dallas-kagwanja road	Komothai	To improve rural access	One complete road	Opening up		CGK	2018-2022	Roads
Kirigu road	Komothai	To improve rural access	One complete road	opening up/ Murraming		CGK	2018-2022	Roads
Gatina road	Komothai	To improve rural access	One complete road	Murraming		CGK	2018-2022	Roads
Gathugu-gichogocho road	Komothai	To improve rural access	One complete road	Murraming		CGK	2018-2022	Roads

Project Name	Location	Objectives	Targets	Description of Activities	Cost (Ksh s.)	Source of funding	Timeframe	Implementing Agency
Nginduri crescent road	Komothai	To improve rural access	One complete road	Murraming		CGK	2018-2022	Roads
Kiameru githima road	Komothai	To improve rural access	One complete road	Murraming		CGK	2018-2022	Roads
Kiamwago road	Komothai	To improve rural access	One complete road	Murraming		CGK	2018-2022	Roads
Gathugu-gitwe road	Komothai	To improve rural access	One complete road	Murraming		CGK	2018-2022	Roads
Gakure-marige road	Komothai	To improve rural access	One complete road	Tarmacking		CGK	2018-2022	Roads
Makindu road	Komothai	To improve rural access	One complete road	Murraming		CGK	2018-2022	Roads
Kigumo-komothai girls road	Komothai	To improve rural access	One complete road	Tarmacking		CGK	2018-2022	Roads
Gathugu-kirura-gathiruini	Komothai	To improve rural access	One complete road	Tarmacking		CGK	2018-2022	Roads
Kibichoi-gacugucukorokoro road	Komothai	To improve rural access	One complete road	Tarmacking		CGK	2018-2022	Roads
Kwa mbari- Kwa kairu road	Komothai	To improve rural access	One complete road	Tarmacking		CGK	2018-2022	Roads
Kangue- Gitangini road	Komothai	To improve rural access	Construct convert	Convert		CGK	2018-2022	Roads
Wanyoike -kangotho road	Komothai	To improve rural access	One complete road	Bush clearing, widen the roads, grading		CGK	2018-2022	Roads

Project Name	Location	Objectives	Targets	Description of Activities	Cost (Ksh s.)	Source of funding	Timeframe	Implementing Agency
				drainage and gravelling				
Machaku-Korokoro road	Komothai	To improve rural access	One complete road	Bush clearing, widen the roads, grading drainage and gravelling		CGK	2018-2022	Roads
Ngangaini- Kibaburi road	Komothai	To improve rural access	One complete road	Bush clearing, widen the roads, grading drainage and gravelling		CGK	2018-2022	Roads
Marige road	Komothai	To improve rural access	Erection of street lights	Street light		CGK	2018-2022	Roads
Wamahia –wajenga road	Komothai	To improve transportation	One complete bridge	Construction of a bridge		CGK	2018-2022	Public works
All feeder roads	Kijabe, Sigona, Komothai, Mangu	To improve accessibility	One complete road	Bush clearing, widen the roads, grading drainage and gravelling		CGK	2018-2022	Roads
Nderi bus park	Sigona	To improve transportation	One complete road	Construction of bus park		CGK	2018-2022	Roads
Kerwa bus park	Sigona	To improve transportation	One complete road	Construction of a train terminus and bus park		CGK	2018-2022	Roads
Gichieko Bus park	Kijabe	To improve transport	One complete road	Construction of bus park		CGK	2018-2022	Roads

Project Name	Location	Objectives	Targets	Description of Activities	Cost (Ksh s.)	Source of funding	Timeframe	Implementing Agency
		ation						
Bus park/terminus	Mwihoko Bibirioni Kimbo – Theta	Reduce congestion, ease operation and promote transport	3 Bus parks	Construction of bus park/terminus		CGK	2018-2022	Roads
PCEA-sec 160-mwihoko primary road	Mwihoko	Enhance accessibility	One road	Grading, gravelling, murraming and compacting		CGK	2018-2022	Roads
Mwihoko access roads	Mwihoko	Promote mobility of both people and goods	All access roads	Grading gravelling and murraming		CGK	2018-2022	Roads
Redesigning culverts	Mwihoko ward	To manage storm water	All roads Mwihoko ward	Redesign culverts		CGK	2018-2022	Roads
Street lighting-Kilimambogo, 46, mwihoko primary, milima mbili transformer, mwihoko 2 SDA, mwitirithia, finance, mahira	Mwihoko	To improve security	1 ward	Install high masts and flood lights		CGK	2018-2022	Public works and Utilities
Njenga Waihenya land-mweru land-Roromo road	Bibirioni	Improve accessibility	One road	Opening a section of the road, Grading and murraming		CGK	2018-2022	Roads
Mbari ya giathi-dumpsite road	Bibirioni	Improve accessibility	One road	Grading, compacting and murraming		CGK	2018-2022	Roads

Project Name	Location	Objectives	Targets	Description of Activities	Cost (Ksh s.)	Source of funding	Timeframe	Implementing Agency
Njira njeru- ngarariga	Bibirioni	Improve accessibility	One road	Tarmacking		CGK	2018-2022	Roads
Rufus –ngarariga trading centre	Bibirioni	Enhance accessibility	One road	Tarmacking		CGK	2018-2022	Roads
Murengeti-kangema access road	Bibirioni	Enhance accessibility	One road	Murraming and draining system		CGK	2018-2022	Roads
Mushroom-ha ngotho	Bibirioni	Enhance accessibility	One road	Grading and murraming		CGK	2018-2022	Roads
Gitithia-mugumoro-roromo-Murengeti	Bibirioni	Enhance accessibility	One road	Grading and murraming		CGK	2018-2022	Roads
Street lighting- Kihingo-ha gathuru, Biirioni primary, mbari ya Giathi, kinyogori post, roromo borehole	Bibirioni ward	To improve security	one ward	Install high masts and flood lights		CGK	2018-2022	Public works and Utilities
Eden gate-Manguo secondary	Bibirioni	Improve accessibility	One road	Grading and murraming		CGK	2018-2022	Roads
Kiogora-Karuri cemetery –ACK road	Karuri	Improve accessibility	one road	Grading and murraming and installing culverts		CGK	2018-2022	Roads
Njiku- ACK – Kimothua	Karuri	Improve accessibility	One road	Tarmacking		CGK	2018-2022	Roads
Drainage system	Mombasa Karuri	Control and manage storm water	One drainage	Restructure and rehabilitate Mombasa drainage		CGK	2018-2022	Roads

Project Name	Location	Objectives	Targets	Description of Activities	Cost (Ksh s.)	Source of funding	Timeframe	Implementing Agency
Gachorue-mothers union road	Karuri	Enhance connectivity	One road	Grading and murraming		CGK	2018-2022	Roads
Ngungugu- muthurwa church road	Karuri	Enhance connectivity	One road	Grading and murraming		CGK	2018-2022	Roads
Laini-kanjiku	Karuri	Enhance connectivity	One road	Grading and murraming		CGK	2018-2022	Roads
Expansion of roads	Karuri	Easy accessibility	All access roads	Expansion of roads		CGK	2018-2022	Roads
Muhoro road	Kiambaa-Karuri	Easy accessibility	One road	Opening grading and murraming		CGK	2018-2022	Roads
Kahiga road	Karuri	Easy accessibility	One road	Grading and murraming		CGK	2018-2022	Roads
Karen road	Karuri	Easy accessibility	One road	Opening grading and murraming		CGK	2018-2022	Roads
Petcan- karuri	Karuri	Improve accessibility	One road	Grading and murraming		CGK	2018-2022	Roads
Street lighting- Njiku, barabara nne , senior chief, kanjiku, thimbigua, Mombasa, Gichi and Kiambaa	Karuri ward	To improve security	1 Ward	Install high masts and flood lights		CGK	2018-2022	Public works and Utilities
Toll Ebenezer road	Theta	Improve accessibility	One road	Grading murraming, drainage and installation of		CGK	2018-2022	Roads

Project Name	Location	Objectives	Targets	Description of Activities	Cost (Ksh s.)	Source of funding	Timeframe	Implementing Agency
				culverts				
By pass- zone T	Theta	Improve accessibility	One road	Grading and murraming		CGK	2018-2022	Roads
Ebenezer Judah road-Theta	Theta	Improve accessibility	One road	Grading murraming and compacting		CGK	2018-2022	Roads
Ebenezer matangini road	Theta	Improve accessibility	One road	Grading and murraming		CGK	2018-2022	Roads
Theta-by pass at kamakis junction	Theta	Improve accessibility	One road	Opening, grading and murraming		CGK	2018-2022	Roads
By pass- zone T	Theta	Improve accessibility	One road	Grading and murraming		CGK	2018-2022	Roads
Catholic- Canaan / quarry	Theta	Improve accessibility	One road	Tarmacking		CGK	2018-2022	Roads
Ha Kairu- zone T	Theta	Improve accessibility		Tarmacking		CGK	2018-2022	Roads
Murera- juja farm bridge	Theta	Enhance connectivity	One bridge	Construction of a new bridge		CGK	2018-2022	Roads
Drainage system-GSU-Golf club-Railway-Bethlehem primary-Ebenezer-Catholic church	Theta ward	Control and manage storm water	One ward	Construction of a drainage system		CGK	2018-2022	Roads
Street lighting Ebenezer, quarry, ndururumo, chief's camp and junction	Theta ward	To improve security	1 ward	Install high masts and flood lights		CGK	2018-2022	Public works and Utilities

Project Name	Location	Objectives	Targets	Description of Activities	Cost (Ksh s.)	Source of funding	Timeframe	Implementing Agency
Mununge- Mwahe Road	Githiga ward	To enhance connectivity	One complete road	Murraming and install culverts.		CGK	2018-2022	Roads
Gikinya- Chiefs Road	Githiga ward	To improve the drainage on the roads.		Drainage and culvert installation.		CGK	2018-2022	Roads
Bridge at Gichungo-Mungu Gathaithi road	Githiga Ward	To increase accessibility		Construct a bridge		CGK	2018-2022	Public utilities
Mathanja –Gatagua road and bridge	Githiga ward	To increase accessibility		Construct the bridge and improve the road to bitumen standards		CGK	2018-2022	Roads
Gatitu-Kamondo road	Githiga ward	To increase accessibility		maintainance		CGK	2018-2022	Roads
Ndigithu – Gatuaruhiu off Gathaithi Road	Githiga Ward	To improve accessibility		Improve roads to bitumen standards		CGK	2018-2022	Roads
Mugu- Gituamba-Gathaithi Road	Githiga Ward	Enhanced connectivity		Grading		CGK	2018-2022	Roads
Gathangari- Kianugu Road	Githiga Ward	Enhance connectivity		Grading, gravelling and murraming		CGK	2018-2022	Roads
Street lights in Githiga Shopping Centre.	Githiga Ward	To improve security		Street lights installation		CGK	2018-2022	Public <u>utilities</u>
Street light at Gitiha and Matuguta centres	Githiga Ward	To improve security		Installation of street lights		CGK	2018-2022	Public <u>utilities</u>
Turuthi road in escarpment area	Kirenga ward	To improve accessibility		Grading and tamarking		CGK	2018-2022	Roads
Misheni Road	Kirenga Ward	Enable accessibility of Mai-		Opening up of the road.		CGK	2018-2022	Roads

Project Name	Location	Objectives	Targets	Description of Activities	Cost (Ksh s.)	Source of funding	Timeframe	Implementing Agency
		Mahiu Market						
Escarpment Area to Escarpment Sec School	Kirenga Ward	Improve accessibility		Grading and tamarking		CGK	2018-2022	Roads
Kabunge Mai Mahiu through Kabunge Primary Road	Kirenga Ward	Improve accessibility		Opening up of the road		CGK	2018-2022	Roads
Street lights in Kirenga Shopping Centre	Kirenga Ward	To improve security in the area		Increase intensity of the light in the flag masts		CGK	2018-2022	Public utilities
Footbridge at Nyambari Shopping Centre	Kirenga Ward	Reduce number of accidents		Put up a foot bridge		CGK	2018-2022	Public works
Muthure- Kimindiri Road in Kanyariri Sub-location	Gitaru	Improve drainage		Installation of culverts		CGK	2018-2022	Roads
Kang'uruto Road	Gitaru Ward	Improve accessibility		Reconstruct and improve the level of bumps on the road		CGK	2018-2022	Roads
Green belt Road	Gitaru Ward	To enhance connectivity		Grading, gravelling and Murraming.		CGK	2018-2022	Roads
Street lights in Gitaru Shopping Centres	Gitaru Ward	To improve security		Street lights installation		CGK	2018-2022	Public Utilities
Street light at Rukubi-Kanyariri and Mbari ya Njau- Munandaini, Gakinduri and Gatumumu centres	Gitaru Ward	To improve security		Installation of street lights		CGK	2018-2022	Public Utilities
Kinoo Gaitumbi road and bridge	Gitaru ward	Increase accessibility		Put up bumps and/ a b ridge		CGK	2018-2022	Roads
Access roads	Kahawa Sukari Ward	Reduce accident incidences		Mark the unmarked bumps on the road		CGK	2018-2022	Roads
Bus bays and Bus stops	Kahawa sukari ward	To ease congestion on roads and		Put up bus bays and bus stops		CGK	2018-2022	Public works

Project Name	Location	Objectives	Targets	Description of Activities	Cost (Ksh s.)	Source of funding	Timeframe	Implementing Agency
		improve transportation		along the main Kahawa sukari road				
Garissa- Baringo road	Kahawa Sukari Ward	Improve the standard of the road		Graveling and compartmenting		CGK	2018-2022	Roads
Kiuu river road	Kahawa Sukari Ward	To improve connectivity		Gravelling and compartmenting		CGK	2018-2022	Roads
Kahawa Sukari-mwihoko Road	Kahawa Sukari	To improve connectivity		Grading, gravelling and tarmarking.		CGK	2018-2022	Roads
Street lights at Phelma shopping centre	Kahawa Sukari Ward	To improve security		Installation of street lights		CGK	2018-2022	Public Utilities
Street lights in Kahawa Sukari shopping centres	Kahawa Sukari Ward	To improve security		Street lights installation		CGK	2018-2022	Public utilities
Upgrading of town access roads to bitumen standards in all wards	All wards	To improve connectivity		Construct town roads to bitumen standards		CGK	2018-2022	Roads
All feeder roads	All wards	To improve accessibility		Bush clearing, widen the roads, grading and gravelling		CGK	2018-2022	Roads
High flood lights mast at <ul style="list-style-type: none"> • Musa Gitau Bus stop • Matawaini-Orthodox church stage • Thiru stage • Ngando stage • Riu Nderi shopping centre • Karai water pump area • Waitiki farm 	Karai ward	Improve security		Installation of flood light masts		CGK	2018-2022	Department of Roads, Transport, Public Works and Utilities
<ul style="list-style-type: none"> • Masai road-Gathima road • Wanjihia shopping-Gichihiro 	Karai ward	Improve accessibility		• Maintenance of roads and		CGK	2018-2022	Department of Roads, Transport,

Project Name	Location	Objectives	Targets	Description of Activities	Cost (Ksh s.)	Source of funding	Timeframe	Implementing Agency
<ul style="list-style-type: none"> • Wagune/Gakara Mathu road • Rurie road, Migumoini road • Wamoro-Wambaa road • Njung' e – Mukirai King Solomon road - Mugumo tree • Gicharani Kabati Njora hill • Road behind Gikambura school • Evans road • Kahuri to Rami-ini road • Kabati–Ondiri road • MusaGitau–Quarry road • Wangure-Gakura-Mathu road • Musa Gitau-Wanene-Fr Carey-Catholic Manse road • Mwalimu Waiyaki-Gachumaini road • Karugu-Solomon-Water tanks road • Market-Malekia-Waitimu road • Market-GikoCcece-Gitahi road 				drainage <ul style="list-style-type: none"> • Survey and opening of encroached roads 				Public Works and Utilities
<ul style="list-style-type: none"> • By pass-Mai ma ihii-Gikambura road • Musa Gitau-Gikabura health centre-Thiru road • Ngando-Nderi-Gwacege road • Karinde road 	Karai ward	Improve accessibility		Rehabilitation to low volume seal (LVS)		CGK	2018-2022	Department of Roads, Transport, Public Works and Utilities
Gikambura bus park	Karai ward	Provision of parking space		Construction of a bus park		CGK	2018-2022	Department of Roads, Transport, Public Works and Utilities
Access roads	Kabete ward	Improve accessibility		<ul style="list-style-type: none"> • Maintenance of roads 		CGK	2018-2022	Department of Roads,

Project Name	Location	Objectives	Targets	Description of Activities	Cost (Ksh s.)	Source of funding	Timeframe	Implementing Agency
				<ul style="list-style-type: none"> • Survey and opening up of encroached roads • Naming of roads 				Transport, Public Works and Utilities
Fire station	Kabete ward			Construct and fully equip a fire station		CGK	2018-2022	Department of Roads, Transport, Public Works and Utilities
High flood lights mast at Kibichiku area, Njathaini, Kiyo, Ndongoro	Kabete ward	Improve security		Installation of flood light masts		CGK	2018-2022	Department of Roads, Transport, Public Works and Utilities
Street lighting along roads	Kabete ward	Improve security		Installation of street lights		CGK	2018-2022	Department of Roads, Transport, Public Works and Utilities
Wangige town	Kabete ward	Ease traffic flow		Control and expansion		CGK	2018-2022	Department of Roads, Transport, Public Works and Utilities
Gitambaya area access roads and across the ward	Biashara ward	Improve accessibility		<ul style="list-style-type: none"> • Maintenance of roads • Survey and opening up of roads • Naming 		CGK	2018-2022	Department of Roads, Transport, Public Works and Utilities

Project Name	Location	Objectives	Targets	Description of Activities	Cost (Ksh s.)	Source of funding	Timeframe	Implementing Agency
				of roads				
Entry to Ruiru town at the Railway line	Biashara ward	Improve accessibility		<ul style="list-style-type: none"> • Rehabilitation 		CGK	2018-2022	Department of Roads, Transport, Public Works and Utilities
Street lighting at Gitambaya area	Biashara ward	Improve security		Installation of street lights		CGK	2018-2022	Department of Roads, Transport, Public Works and Utilities
High flood lights mast at PEFA area and Ruiru hospital	Biashara ward	Improve security		Installation of flood light masts		CGK	2018-2022	Department of Roads, Transport, Public Works and Utilities
Fire hydrant	Biashara ward	Improve fire brigade services		Installation of a fire hydrant		CGK	2018-2022	Department of Roads, Transport, Public Works and Utilities
Access roads	Juja ward	Improve accessibility		<ul style="list-style-type: none"> • Maintenance of roads and drainage • Survey and opening up of encroached roads • Naming of roads 		CGK	2018-2022	Department of Roads, Transport, Public Works and Utilities
Juja bus park and car park	Juja ward	Provision of parking		Construction of a bus and a		CGK	2018-2022	Department of Roads,

Project Name	Location	Objectives	Targets	Description of Activities	Cost (Ksh s.)	Source of funding	Timeframe	Implementing Agency
		space		car park				Transport, Public Works and Utilities
Juja flyover at the superhighway	Juja ward	Ease traffic flow		<ul style="list-style-type: none"> Control and expansion Addition of an exit off Thika road at Seagull area 		CGK	2018-2022	Department of Roads, Transport, Public Works and Utilities
Fire station and fire hydrant	Juja ward			<ul style="list-style-type: none"> Construct and fully equip a fire station Installation of a functional fire hydrant 		CGK	2018-2022	Department of Roads, Transport, Public Works and Utilities
Street lighting along roads Highpoint road, Alkins-Joyland-Oasis, Murema-Kibii	Juja ward	Improve security		Installation of street lights		CGK	2018-2022	Department of Roads, Transport, Public Works and Utilities
High flood lights mast at Kibii, Murem, Riverside, Highpoint Avenue 1&2, Orion	Juja ward	Improve security		Installation of flood light masts		CGK	2018-2022	Department of Roads, Transport, Public Works and Utilities
Expansion of access roads	Ndarugo	To enhance accessibility		Expansion of access roads		CGK	2018-2022	Department of RT&PW
Construction of new access roads	Ndarugo	To enhance accessibility		Grading and murraining of		CGK	2018-2022	Department of RT&PW

Project Name	Location	Objectives	Targets	Description of Activities	Cost (Ksh s.)	Source of funding	Timeframe	Implementing Agency
				access roads				
Demarcation of access roads	Ndarugo	To prevent encroachment of roads reserves		Surveying and demarcation of access roads		CGK	2018-2022	Department of RT&PW
All feeder roads	Ndarugo	To improve accessibility		Bush clearing, widen the roads, grading, drainage and gravelling		CGK	2018-2022	Department of RT&PW
Waiganjo-kwa njemi road	Ndarugo	to improve accessibility		Construction of a wide bridge and murraming		CGK	2018-2022	Department of RT&PW
Kabiru gatugu bridge	Ndarugo	To improve accessibility		Construction of a bridge		CGK	2018-2022	Department of RT&PW
Gaitete road	Ndarugo	To improve accessibility		Bush clearing, widen the roads, grading, drainage and gravelling		CGK	2018-2022	Department of RT&PW
Rui bridge	Ndarugo	To enhance connectivity		Construction of a bridge		CGK	2018-2022	Department of RT&PW
Wandabo bridge	Ndarugo	To enhance connectivity		Construction of a bridge		CGK	2018-2022	Department of RT&PW
Kirangi, gataragunyi ,gaiteti road	Ndarugo	to improve accessibility		Construction of a wide bridge and murraming		CGK	2018-2022	Department of RT&PW
Gatundu – karinga flyover road	Ndarugo	to improve accessibility		Completion of tarmaking of road		CGK	2018-2022	Department of RT&PW

Project Name	Location	Objectives	Targets	Description of Activities	Cost (Ksh s.)	Source of funding	Timeframe	Implementing Agency
Sodom access roads	Ndarugo	To improve accessibility		Bush clearing, widen the roads, grading, drainage and gravelling		CGK	2018-2022	Department of RT&PW
Gatongoro access roads	Ndarugo	To improve accessibility		Bush clearing, widen the roads, grading, drainage and gravelling		CGK	2018-2022	Department of RT&PW
Kamaruri road and bridge	Ndarugo	to improve accessibility		Construction of a wide bridge and murraming		CGK	2018-2022	Department of RT&PW
Gaitegi road	Ndarugo	To enhance connectivity		Construction of a bridge		CGK	2018-2022	Department of RT&PW
Ruburi gaitegi road	Ndarugo	To enhance connectivity		Paying of land owners to pave way for road		CGK	2018-2022	Department of RT&PW
Gacege gakoe road	Ndarugo	To improve accessibility		Bush clearing, widen the roads, grading, drainage and gravelling		CGK	2018-2022	Department of RT&PW
Fire station and a fire engine	Ndarugo	To mitigate fire disaster		Construction of a fire station and acquisition of a fire engine		CGK	2018-2022	Department of RT&PW
PSV packing and stages	Ndarugo	To provide parking space for PSV vehicles		Construction of parking bays and bus stage		CGK	2018-2022	Department of RT&PW

Project Name	Location	Objectives	Targets	Description of Activities	Cost (Ksh s.)	Source of funding	Timeframe	Implementing Agency
Walk paths	Ndarugo	To provide walk paths for safety of pedestrians		Construction of foot paths		CGK	2018-2022	Department of RT&PW
Moi rd- ayub kinyua road	Ndarugo	Reduce congestion in githunguri town		Improvement to bitumen standard of moi rd ayub kinyua road		CGK	2018-2022	Department of RT&PW
Magomano – githiga road	Ndarugo	Enhnce accessibility		Rehabilitation and grading, drainage systems and putting culverts		CGK	2018-2022	Department of RT&PW
Catholic kahuranira road	githunguri	Enhnce accessibility		Rehabilitation and grading, drainage systems and putting culverts		CGK	2018-2022	Department of RT&PW
Rubia road	githunguri	Enhnce accessibility		Rehabilitation and grading, drainage systems and putting culverts		CGK	2018-2022	Department of RT&PW
Thakwa road	githunguri	Enhnce accessibility		Rehabilitation and grading, drainage systems and putting culverts		CGK	2018-2022	Department of RT&PW
Kiangima kiaria road	githunguri	Enhnce accessibility		Rehabilitation and grading, drainage systems and putting culverts		CGK	2018-2022	Department of RT&PW

Project Name	Location	Objectives	Targets	Description of Activities	Cost (Kshs.)	Source of funding	Timeframe	Implementing Agency
High mast flood light	Githunguri and kanjuku	To enhance security		Installation of flood lights		CGK	2018-2022	Department of RT&PW
Kanjuku miguta road	githunguri	Enhance accessibility		Rehabilitation and grading, drainage systems and putting culverts		CGK	2018-2022	Department of RT&PW
Minja-maguna road	githunguri	Enhance accessibility		Rehabilitation and grading, drainage systems and putting culverts		CGK	2018-2022	Department of RT&PW
Githunguri bus park	githunguri	To improve parking facility for public transport		Construction of githunguri bus park		CGK	2018-2022	Department of RT&PW
Courtesy beach, mugutha dam road	murera	Enhance accessibility		Rehabilitation and grading, drainage systems and putting culverts		CGK	2018-2022	Department of RT&PW
Flood lights at toll and kimbo	murera	To enhance security		Erection of high flood mast at kimbo and murera		CGK	2018-2022	Department of RT&PW
Streets naming	murera	To enhance security		Naming of all streets in murera		CGK	2018-2022	Department of RT&PW
Tarmacking of jacaranda road to mugutha primary school	murera	To enhance accessibility		Improvement to bitumen standard of jacaranda		CGK	2018-2022	Department of RT&PW
Drainage system	Thika township	To curb flooding and clear		Improvement of urban		CGK	2018-2022	Department of

Project Name	Location	Objectives	Targets	Description of Activities	Cost (Ksh s.)	Source of funding	Timeframe	Implementing Agency
		waterways		drainage systems to curb flooding and clear water ways				RT&PW
Gariasa road bypass	Thika sub county	To ease congestion along garisa road		Construction of bypass to ease congestion along garisa road		CGK	2018-2022	Department of RT&PW
Ngewa access roads	Ngewa ward	Ease accessibility		Maintenance of road		CGK	2018-2022	RTPW&U
Kabara to kambui, gathirimu road	Ngewa ward	Ease accessibility		Maintenance of road		CGK	2018-2022	RTPW&U
Mugai-ini riakahara road	Ngewa ward	Ease accessibility		Maintenance of road		CGK	2018-2022	RTPW&U
Riagithu handonga road	Ngewa ward	Ease accessibility		Maintenance of road		CGK	2018-2022	RTPW&U
Kanjuku-minja road	Ngewa ward	Ease accessibility		Maintenance of road		CGK	2018-2022	RTPW&U
Kaspat road – entry on pattetic estate	Cianda ward	Ease accessibility		Maintenance of road		CGK	2018-2022	RTPW&U
Mui-kiharo road	Cianda ward	Ease accessibility		Maintenance of road		CGK	2018-2022	RTPW&U
Kurumu no.10 road	Cianda ward	Ease accessibility		Maintenance of road		CGK	2018-2022	RTPW&U
Kawaida ndumberi road	Cianda ward	Ease accessibility		Maintenance of road		CGK	2018-2022	RTPW&U
Njunu- Gatawa road	Ndumberi ward	Ease accessibility		Maintenance of road		CGK	2018-2022	RTPW&U
Cemery-kanungakaiba road	Ndumberi ward	Ease accessibility		Maintenance of road		CGK	2018-2022	RTPW&U
Ndumberi kawaida road	Ndumberi ward	Ease accessibility		Maintenance of road		CGK	2018-2022	RTPW&U
Ndumberi githiga road	Ndumberi ward	Ease accessibility		Maintenance of road		CGK	2018-2022	RTPW&U

Project Name	Location	Objectives	Targets	Description of Activities	Cost (Ksh s.)	Source of funding	Timeframe	Implementing Agency
Riabai tinganga road kiriguini village	Ndumberi ward	Ease accessibility		Maintenance of road		CGK	2018-2022	RTPW&U
Riabai ndumberi road	Ndumberi ward	Ease accessibility		Maintenance of road		CGK	2018-2022	RTPW&U
Ndumberi kanunga road	Ndumberi ward	Ease accessibility		Maintenance of road		CGK	2018-2022	RTPW&U
Street lights in kanunga and Riabai	Ndumberi ward	Ease accessibility		Maintenance of road		CGK	2018-2022	RTPW&U
Kamukuji drive in cianda ward	Cianda ward	Ease accessibility		Maintenance of road		CGK	2018-2022	RTPW&U
Ng'enda access roads	Ng'enda Ward	Ease accessibility		Maintenance of road		CGK	2018-2022	RTPW&U
Muthiga sec to factory road	Ng'enda Ward	Ease accessibility		Maintenance of road		CGK	2018-2022	RTPW&U
Gitungucho to gatundu school road	Ng'enda Ward	Ease accessibility		Maintenance of road		CGK	2018-2022	RTPW&U
Magomano ituru road	Ng'enda ward	Ease accessibility		Maintenance of road		CGK	2018-2022	RTPW&U
Muraru gachira access road	Ng'enda Ward	Ease accessibility		Maintenance of road		CGK	2018-2022	RTPW&U
Magomano to mukinye wamwangi road	Ng'enda Ward	Ease accessibility		Maintenance of road		CGK	2018-2022	RTPW&U
Muhara junction to cattle dip	Ng'enda ward	Ease accessibility		Maintenance of road		CGK	2018-2022	RTPW&U
Bodaboda shed	Ng'enda ward	Ease accessibility		Maintenance of road		CGK	2018-2022	RTPW&U
Bodaboda shed Ha-Ali stage	cianda ward	Ease accessibility		Maintenance of road		CGK	2018-2022	RTPW&U
Street lights at kamukunji area	Cianda ward	Ease accessibility		Maintenance of road		CGK	2018-2022	RTPW&U
1 st Avenue to grave site road	Cianda ward	Ease accessibility		Maintenance of road		CGK	2018-2022	RTPW&U
Embenezer road	Cianda ward	Ease accessibility		Maintenance of road		CGK	2018-2022	RTPW&U

Project Name	Location	Objectives	Targets	Description of Activities	Cost (Ksh s.)	Source of funding	Timeframe	Implementing Agency
Milimani dubai road	Cianda ward	Ease accessibility		Maintenance of road		CGK	2018-2022	RTPW&U
Kimorori gatono road	Cianda ward	Ease accessibility		Maintenance of road		CGK	2018-2022	RTPW&U
Bridge at ihuthia gatoni	Cianda ward	Ease accessibility		Maintenance of road		CGK	2018-2022	RTPW&U
Street lights at kwamaiko town	Ngewa ward	Ease accessibility		Maintenance of road		CGK	2018-2022	RTPW&U
Street lights in magomano	Ng'enda ward	Ease accessibility		Maintenance of road		CGK	2018-2022	RTPW&U
Feeder roads	Nachu	Ease accessibility		Maintenance of road		CGK	2018-2022	RTPW&U
Flood lights At kwa njoroge (gakari stage),	Nachu	Ease accessibility		Maintenance of road		CGK	2018-2022	RTPW&U
Karai – Nachu to ndacha road	Nachu	Ease accessibility		Maintenance of road		CGK	2018-2022	RTPW&U
Lussigeti – Gitumo road	Nachu	Ease accessibility		Maintenance of road		CGK	2018-2022	RTPW&U
Gatune- thigio road	Nachu	Ease accessibility		Maintenance of road		CGK	2018-2022	RTPW&U
Mathanu- limuru road	Nachu	Ease accessibility		Maintenance of road		CGK	2018-2022	RTPW&U
Road signs and bumps at lussigetti shopping centre	Nachu	Ease accessibility		Maintenance of road		CGK	2018-2022	RTPW&U
Gakari chege rubia road	Nachu	Ease accessibility		Maintenance of road		CGK	2018-2022	RTPW&U
Gatagua road	Nachu	Ease accessibility		Maintenance of road		CGK	2018-2022	RTPW&U
Lussigeti shopping centre road	Nachu	Ease accessibility		Maintenance of road		CGK	2018-2022	RTPW&U
Gitumo road	Nachu	Ease accessibility		Maintenance of road		CGK	2018-2022	RTPW&U

Project Name	Location	Objectives	Targets	Description of Activities	Cost (Ksh s.)	Source of funding	Timeframe	Implementing Agency
Thaithaiti road	Nachu	Ease accessibility		Maintenance of road		CGK	2018-2022	RTPW&U
Nachu primary thiranga road	Nachu	Ease accessibility		Maintenance of road		CGK	2018-2022	RTPW&U
ACK ndiguini- gitutha road	Nachu	Ease accessibility		Maintenance of road		CGK	2018-2022	RTPW&U
Ndacha-juakali road	Nachu	Ease accessibility		Maintenance of road		CGK	2018-2022	RTPW&U
Kamurai thiraga road	Nachu	Ease accessibility		Maintenance of road		CGK	2018-2022	RTPW&U
Mathira road	Nachu	Ease accessibility		Maintenance of road		CGK	2018-2022	RTPW&U
Marigithathi dacha road	Nachu	Ease accessibility		Maintenance of road		CGK	2018-2022	RTPW&U
Flood light -lussigeti shopping center	Nachu	Ease accessibility		Maintenance of road		CGK	2018-2022	RTPW&U
Flood light nachu shopping center	Nachu	Ease accessibility		Maintenance of road		CGK	2018-2022	RTPW&U
Flood light at kamangu	Nachu	Ease accessibility		Maintenance of road		CGK	2018-2022	RTPW&U
Flood light at kanyayo	Nachu	Ease accessibility		Maintenance of road		CGK	2018-2022	RTPW&U
Flood light at Dos center headquarter	Nachu	Ease accessibility		Maintenance of road		CGK	2018-2022	RTPW&U
Fencing of all public land	Nachu	Ease accessibility		Maintenance of road		CGK	2018-2022	RTPW&U
Fencing of all public land	Kahawa wendani	Ease accessibility		Maintenance of road		CGK	2018-2022	RTPW&U
Fencing of all public land	Gitothua	Ease accessibility		Maintenance of road		CGK	2018-2022	RTPW&U
Fencing of all public land	Limuru East	Ease accessibility		Maintenance of road		CGK	2018-2022	RTPW&U
All access road	Kahawa wendani	Ease accessibility		Maintenance of road		CGK	2018-2022	RTPW&U
Main road kahawa wendani –nakumatt to kwangethe road	Kahawa wendani	Ease accessibility		Maintenance of road		CGK	2018-2022	RTPW&U

Project Name	Location	Objectives	Targets	Description of Activities	Cost (Ksh s.)	Source of funding	Timeframe	Implementing Agency
Bosnia road	Kahawa wendani	Ease accessibility		Maintenance of road		CGK	2018-2022	RTPW&U
Wendani first avenue-mwanamukia road up to githurai	Kahawa wendani	Ease accessibility		Maintenance of road		CGK	2018-2022	RTPW&U
Githurai- kahawa wendani progressive road	Kahawa wendani	Ease accessibility		Maintenance of road		CGK	2018-2022	RTPW&U
Street light- all kahawa wendani road	Kahawa wendani	Ease accessibility		Maintenance of road		CGK	2018-2022	RTPW&U
Flood light – kahawa wendani Market	Kahawa wendani	Ease accessibility		Maintenance of road		CGK	2018-2022	RTPW&U
Street lighting	Gitothua	Ease accessibility		Maintenance of road		CGK	2018-2022	RTPW&U
All access road	Gitothua	Ease accessibility		Maintenance of road		CGK	2018-2022	RTPW&U
Bus park	Gitothua	reduce congestion along roads		Construction of bus parks		CGK	2018-2022	RTPW&U
OJ – Sweet water bridge	Gitothua	Enhance connectivity		Repairing of the road bridge and installation of carlvets		CGK	2018-2022	RTPW&U
Catholic-culvert church road	Gitothua	Ease accessibility		Maintenance of road		CGK	2018-2022	RTPW&U
Mama shop road	Gitothua	Ease accessibility		Maintenance of road		CGK	2018-2022	RTPW&U
ACK – kiambu road	Gitothua	Ease accessibility		Maintenance of road		CGK	2018-2022	RTPW&U
Kiambu –gitothua primary road	Gitothua	Ease accessibility		Maintenance of road		CGK	2018-2022	RTPW&U
Prison gate to kiambu road	Gitothua	Ease accessibility		Maintenance of road		CGK	2018-2022	RTPW&U
Gitothua nursery road	Gitothua	Ease accessibility		Maintenance of road		CGK	2018-2022	RTPW&U
OJ-police station road	Gitothua	Ease accessibility		Maintenance of road		CGK	2018-2022	RTPW&U

Project Name	Location	Objectives	Targets	Description of Activities	Cost (Ksh s.)	Source of funding	Timeframe	Implementing Agency
Bus park-OJ	Gitothua	Ease accessibility		Maintenance of road		CGK	2018-2022	RTPW&U
Boda boda shades	Limuru East	Ease accessibility		Maintenance of road		CGK	2018-2022	RTPW&U
Riara – Nazareth road	Limuru East	Ease accessibility		Maintenance of road		CGK	2018-2022	RTPW&U
Dos residence – gachumo up to kwanjenga road	Limuru East	Ease accessibility		Maintenance of road		CGK	2018-2022	RTPW&U
Kamwaki –maraba road	Limuru East	Ease accessibility		Maintenance of road		CGK	2018-2022	RTPW&U
Farmers-limuru dairy	Limuru East	Ease accessibility		Maintenance of road		CGK	2018-2022	RTPW&U
Kirathimo –Dos residence road	Limuru east	Ease accessibility		Maintenance of road		CGK	2018-2022	RTPW&U
Jerusalem-misri road	Limuru east	Ease accessibility		Maintenance of road		CGK	2018-2022	RTPW&U
All access road	Limuru East	Ease accessibility		Maintenance of road		CGK	2018-2022	RTPW&U
Flood light- Nazareth centre	Limuru East	Ease accessibility		Maintenance of road		CGK	2018-2022	RTPW&U
Flood light at Old tank	Limuru East	Ease accessibility		Maintenance of road		CGK	2018-2022	RTPW&U
Flood light at kwanjoka	Limuru East	Ease accessibility		Maintenance of road		CGK	2018-2022	RTPW&U
Gwa kairu- Matangini Road	Murera	Ease accessibility		Maintenance of road		CGK	2018-2022	RTPW&U
Street lighting(Maua Riverside)	Hospital	Ease accessibility		Maintenance of road		CGK	2018-2022	RTPW&U
Street lights and flood mast(Jamhuri and Madaraka)	Hospital	Ease accessibility		Maintenance of road		CGK	2018-2022	RTPW&U
All Feeder Roads	Hospital	Ease accessibility		Maintenance of road		CGK	2018-2022	RTPW&U
Kigio- Mang'u road	Chania	To improve		Grading of road		CGK	2018-2022	RTPW&U

Project Name	Location	Objectives	Targets	Description of Activities	Cost (Ksh s.)	Source of funding	Timeframe	Implementing Agency
		road standard						U
Kamburu- Kamuchege –Iriaini-Matimbei road	Kamburu	Improve accessibility		Maintenance of the road		CGK	2018-2022	RTPW&U
Gitura-Kagaa road	Kamburu	Improve road network		Road construction		CGK	2018-2022	RTPW&U
Flood mast at Iriaini, Matimbei, Kamuchege centre	Kamburu	Improve lighting and reduce insecurity		Set up flood masts		CGK	2018-2022	RTPW&U
Flood mast(Gaitumbi, Kihumo, Kariango, Kiawariua)	Kinoo	Improve lighting and reduce insecurity		Set up flood light masts		CGK	2018-2022	RTPW&U
Kanduma-Kirungii road	Kino	Ease accessibility		Road construction		CGK	2018-2022	RTPW&U
Regen 87- Wamakima road	Kinoo	Improve road connection		Road construction		CGK	2018-2022	RTPW&U
PCEA Kikuyu-Muthiga road	Kinoo	Ease accessibility		Road construction		CGK	2018-2022	RTPW&U
Nginduri- Gaitumbi Road	Kinoo	Improve accessibility		Road construction		CGK	2018-2022	RTPW&U
Wamakema-Wambaa road	Kinoo	Ease accessibility		Maintenance of road		CGK	2018-2022	RTPW&U
Kieni-Murera road	Chania	Ease accessibility		Maintenance of road		CGK	2018-2022	RTPW&U
Gachugi access road	Chania	Ease accessibility		Maintenance of road		CGK	2018-2022	RTPW&U
Kiawarati-Gatina bridge	Chania	Connectivity between ward		Construction and maintenance of the bridge		CGK	2018-2022	RTPW&U
Kiamwangi access roads	Kiamwangi	To enhance accessibility		Expansion and resurfacing of all access roads in Kiamwangi		CGK	2018-2022	RTPW&U

Project Name	Location	Objectives	Targets	Description of Activities	Cost (Ksh s.)	Source of funding	Timeframe	Implementing Agency
				gi ward				
Bible college-Njenga wa njogi-Proposed police post-Walter karanja-Wakarungu kiroe	Ndeiya	Ease accessibility		Grading murraming and bush clearing		CGK	2018-2022	RTPW&U
Construction of mwiki roads drainage system	mwiki ward	Ease accessibility		-Heavy grading - Murraming - Compaction -Drainage system		CGK	2018 - 2022	RTPW&U
Rehabilitation of all mwiki ward access roads	Mwiki	Ease accessibility		-Heavy grading - Murraming - Compaction -Drainage system		CGK	2018 - 2022	RTPW&U
Construction of kwanyanya – kwa DO – mwiki primary - Reli road	Mwiki	Ease accessibility		-Heavy grading - Murraming - Compaction -Drainage system		CGK	2018	RTPW&U
Construction of kwa DO – Bus park	Mwiki	Ease accessibility		-Heavy grading - Murraming - Compaction -Drainage system		CGK	2018	RTPW&U
Construction of Ngubi – ndiuni – rwamburi – gatarakwa road	Ndeiya ward	Ease accessibility		-Heavy grading - Murraming - Compaction -Drainage		CGK	2018 - 2022	RTPW&U

Project Name	Location	Objectives	Targets	Description of Activities	Cost (Ksh s.)	Source of funding	Timeframe	Implementing Agency
				system				
Construction of mucheru – murunga – gwakaranja road	Ndeiya ward	Ease accessibility		-Heavy grading - Murraming - Compacti on -Drainage system		CGK	2018 - 2022	RTPW&U
Construction of muturi – kwanjoki – kwamukorea bible college road	Ndeiya ward	Ease accessibility		-Heavy grading - Murraming - Compacti on -Drainage system		CGK	2018 - 2022	RTPW&U
Construction of muturi – githarane – cornerstone road	Ndeiya ward	Ease accessibility		-Heavy grading - Murraming - Compacti on -Drainage system		CGK	2018 - 2022	RTPW&U
Construction of boloti –gichagi – karera road	Ndeiya ward	Ease accessibility		-Heavy grading - Murraming - Compacti on -Drainage system		CGK	2018 - 2022	RTPW&U
Construction of gatarakwa dam/cemetery – rwamburi road	Ndeiya ward	Ease accessibility		-Heavy grading - Murraming - Compacti on -Drainage system		CGK	2018 - 2022	RTPW&U
Construction of Githungucu primary – mukoma high school road	Ndeiya ward	Ease accessibility		-Heavy grading - Murraming		CGK	2018 - 2022	RTPW&U

Project Name	Location	Objectives	Targets	Description of Activities	Cost (Ksh s.)	Source of funding	Timeframe	Implementing Agency
				g - Compaction -Drainage system				
Construction of Kiawanda - kang'ong'o – gitutha primary	Ndeiya ward	Ease accessibility		-Heavy grading - Murraming - Compaction -Drainage system		CGK	2018 - 2022	RTPW&U
Construction of Ndiki – AIC gitutha – ndiguini road	Ndeiya ward	Ease accessibility		-Heavy grading - Murraming - Compaction -Drainage system		CGK	2018 - 2022	RTPW&U
Construction of AIC nderu – njenga boys – njenga girls – kandutura road	Ndeiya ward	Ease accessibility		-Heavy grading - Murraming - Compaction -Drainage system		CGK	2018 - 2022	RTPW&U
Construction of Githarane – wakiruba – kinyingi – ndiki road	Ndeiya ward	Ease accessibility		-Heavy grading - Murraming - Compaction -Drainage system		CGK	2018 - 2022	RTPW&U
Construction of kiriegitune – kiriri primary road	Ndeiya ward	Ease accessibility		-Heavy grading - Murraming - Compaction -Drainage system		CGK	2018 - 2022	RTPW&U

Project Name	Location	Objectives	Targets	Description of Activities	Cost (Ksh s.)	Source of funding	Timeframe	Implementing Agency
				system				
Construction of Mucheru – rivondo – mugecha road	Ndeiya ward	Ease accessibility		-Heavy grading - Murraming - Compacti on -Drainage system		CGK	2018 - 2022	RTPW& U
Construction of Gacheni – kiroe-rironi road	Ndeiya ward	Ease accessibility		-Heavy grading - Murraming - Compacti on -Drainage system		CGK	2018 - 2022	RTPW& U
Construction of Mukuma – kagawa – kamureri road	Ndeiya ward	Ease accessibility		-Heavy grading - Murraming - Compacti on -Drainage system		CGK	2018 - 2022	RTPW& U
Construction of Makutano – muthioma road	Ndeiya ward	Ease accessibility		-Heavy grading - Murraming - Compacti on -Drainage system		CGK	2018 - 2022	RTPW& U
Construction of Jerayarui to nderu water development society.	Ndeiya ward	Ease accessibility		-Heavy grading - Murraming - Compacti on -Drainage system		CGK	2018 - 2022	RTPW& U
Rehabilitation of all muguga ward access roads	Muguga ward	Ease accessibility		-Heavy grading - Murramin		CGK	2018 - 2022	RTPW& U

Project Name	Location	Objectives	Targets	Description of Activities	Cost (Ksh s.)	Source of funding	Timeframe	Implementing Agency
				g - Compaction -Drainage system				
Rehabilitation of all thika township ward access roads	Thika township	Ease accessibility		-Heavy grading - Murraming - Compaction -Drainage system		CGK	2018 - 2022	RTPW&U
Tarmacking of baba yao road	Thika township	Ease accessibility		-Heavy grading - Murraming - Compaction -Drainage system		CGK	2018 - 2022	RTPW&U
Expansion and repatching of memorial road	Thika township	Ease accessibility		-Heavy grading - Murraming - Compaction -Drainage system		CGK	2018 - 2022	RTPW&U
Expansion and repatching of general cargo road	Thika township	Ease accessibility		-Heavy grading - Murraming - Compaction -Drainage system		CGK	2018 - 2022	RTPW&U
Construction of roadway to athen road drainage system	Thika township	Ease accessibility		-Heavy grading - Murraming - Compaction -Drainage		CGK	2018 - 2022	RTPW&U

Project Name	Location	Objectives	Targets	Description of Activities	Cost (Ksh s.)	Source of funding	Timeframe	Implementing Agency
				system				
Construction of bodaboda sheds at kahuho and universal shopping centre	muguga ward	Ease access to bodadoda services		Construction of sheds		CGK	2018 - 2022	RTPW&U
Construction of bodaboda sheds at thigio, nderu, ndioni and rwamburi	Ndeiya	Ease access to bodadoda services		Construction of sheds		CGK	2018 - 2022	RTPW&U
Installation of flood light at universal and kiambaa	muguga ward	Enhanced security		Installation of flood light		CGK	2018 - 2022	RTPW&U
Installation of flood light at MCAs office, mwiki primary, mosque, st.Agustine bridge, imani academy, mwiki borehole, mwedwa borehole, anadamanga school, jua kali and kwanyanya	mwiki ward	Enhanced security		Installation of flood light		CGK	2018 - 2022	RTPW&U
Installation of flood light at wanene, boloti, githungusho, tiekunu shopping centre, kandumo, nduthiini, boma	ndeiya ward	Enhanced security		Installation of flood light		CGK	2018 - 2022	RTPW&U
Installation of solar powered street lights at kiambaa, and kahuho	muguga ward	Enhanced security		Installation of a solar powered street lights		CGK	2018 - 2022	RTPW&U
Installation of solar powered street lights	mwiki ward	Enhanced security		Installation of a solar powered street lights		CGK	2018 - 2022	RTPW&U
Installation of solar powered street lights	Thika township	Enhanced security		Installation of a solar powered street lights		CGK	2018 - 2022	RTPW&U
Muti Mumu road	Kiganjo	Improve accessibility and connectivity		Grading Murraining of the Muti Mumu road		CGK	2018-2022	RTPW&U
Mundoro – Githururi –	Kiganjo	Improve		Grading		CGK	2018-	RTPW&

Project Name	Location	Objectives	Targets	Description of Activities	Cost (Ksh s.)	Source of funding	Timeframe	Implementing Agency
Gathiru road	ward	accessibility and connectivity		Murraming of the road			2022	U
Kagongo feeder road	Kiganjo ward	Improve accessibility and connectivity		Murraming of the road		CGK	2018-2022	RTPW&U
Bridge at Kiganjo ward	Kiganjo ward	Enhance accessibility	1 bridge	Construction of a bridge		CGK	2018-2022	RTPW&U
ROADS Ihura-Githembe road Cura – Kiamathau road Kiahoho Kiganjo/kamucheru access road Kiganjo factory access road Kiuu road Thamu access road	Kiganjo ward	Enhance accessibility	4 complete roads	Murraming and upgrading of the roads		CGK	2018-2022	RTPW&U
Road Kibiku police – Kaburu road	Kiganjo ward	Improve accessibility and connectivity	1 complete road	Upgrade of the road		CGK	2018-2022	RTPW&U
Kiganjo Bus park	Kiganjo ward	Improve the parking facilities in the town	1 bus park	Construct and mark parking		CGK	2018-2022	RTPW&U
Street lights	Kiganjo ward	Light up the town	Floodlights	Installation of flood lights		CGK	2018-2022	RTPW&U
Street lights	Ikinu ward	Light up the town	Floodlights	Installation of flood		CGK	2018-2022	RTPW&U

Project Name	Location	Objectives	Targets	Description of Activities	Cost (Ksh s.)	Source of funding	Timeframe	Implementing Agency
				lights				
Waititu road St. Peters Catholic - K.K towers	township ward	Improve accessibility and connectivity	One complete road	Tarmacking and upgrading of the road		CGK	2018- 2022	RTPW& U
Township Boda Boda sheds	Township ward	To promote small scale enterprising	Boda Boda sheds	Set up sheds		CGK	2018- 2022	RTPW& U
Kamondo – Gathaithi primary road	Ikinu ward	Improve accessibility and connectivity	1 road	Tarmacking and upgrading of the roads		CGK	2018- 2022	RTPW& U
Gachiriri – Mutuiya road	Ikinu ward	Improve accessibility and connectivity	1 road	Tarmacking and upgrading of the roads		CGK	2018- 2022	RTPW& U
Ikinu primary – Gituamba Junction road	Ikinu ward	Improve accessibility and connectivity	1 road	Tarmacking and upgrading of the roads		CGK	2018- 2022	RTPW& U
Gachagi – Mubaoni road	Ikinu ward	Improve accessibility and connectivity	1 road	Tarmacking and upgrading of the roads		CGK	2018- 2022	RTPW& U
Miondwe junction – Githunguri road	Ikinu ward	Improve accessibility and connectivity	1 road	Tarmacking and upgrading of the roads		CGK	2018- 2022	RTPW& U
Kaira – Kiuki road	Ikinu ward	Improve accessibility and connectivity	1 road	Tarmacking and upgrading of the roads		CGK	2018- 2022	RTPW& U
Ikinu – Kahura- Kahungu road	Ikinu ward	Improve accessibility	1 road	Tarmacking and		CGK	2018- 2022	RTPW& U

Project Name	Location	Objectives	Targets	Description of Activities	Cost (Ksh s.)	Source of funding	Timeframe	Implementing Agency
		ity and connectivity		upgrading of the roads				
Karia Kianugu – Gothoka road	Ikinu ward	Improve accessibility and connectivity	1 road	Tarmacking and upgrading of the roads		CGK	2018-2022	RTPW&U
Thingira- Gachagi – Mubauini road	Ikinu ward	Improve accessibility and connectivity	1 road	Tarmacking and upgrading of the roads		CGK	2018-2022	RTPW&U
Rioki – Githubo road	Ikinu ward	Improve accessibility and connectivity	1 road	Tarmacking and upgrading of the roads		CGK	2018-2022	RTPW&U
Rioki Highway junction – Bagdad road	Ikinu ward	Improve accessibility and connectivity	1 road	Tarmacking and upgrading of the roads		CGK	2018-2022	RTPW&U
Kamondo – Junction – Gatina – Tinganga road	Ikinu ward	Improve accessibility and connectivity	1 road	Tarmacking and upgrading of the roads		CGK	2018-2022	RTPW&U
Roads Ikinu – Lioki road 6km Ngemwa – Gititu road 6km Ikinu – Kiaibabu Hospital – Mutuiya road 4km	Ikinu ward	Improve accessibility and connectivity	16KM	Tarmacking and upgrading of the roads		CGK	2018-2022	RTPW&U
All Access roads	Ikinu ward	Improve accessibility and connectivity	One complete road	Tarmacking and upgrading of all the access roads In Ikinu ward		CGK	2018-2022	RTPW&U

Project Name	Location	Objectives	Targets	Description of Activities	Cost (Ksh s.)	Source of funding	Timeframe	Implementing Agency
						CGK		RTPW&U
Construct walk ways	Ngecha/Tigoni	To increase accessibility by pedestrian		Construction works		CGK	2018-2022	RTPW&U
Manjiri access roads	Ngecha/Tigoni	To increase accessibility		Bush clearing Grading ,gravelling and murraming		CGK	2018-2022	RTPW&U
Kari acme containers access road	Ngecha/Tigoni	To increase accessibility		Bush clearing Grading ,gravelling and murraming		CGK	2018-2022	RTPW&U
Kirongothi road to link tigoni road with limuru road	Ngecha/Tigoni	To enhance accessibility		Grading ,gravelling and murraming		CGK	2018-2022	RTPW&U
River roli access roads	Ngecha /Tigoni	To increase accessibility		Grading ,gravelling and murraming		CGK	2018-2022	RTPW&U
Thingati A road	Ngecha/Tigoni	To increase accessibility		Grading ,gravelling and murraming		CGK	2018-2022	RTPW&U
Red hill bridge	Ngecha/Tigoni	To enhance connectivity		Construction of bridge		CGK	2018-2022	RTPW&U
Ngecha access road	Ngecha/Tigoni	To increase accessibility		Grading ,gravelling and murraming		CGK	2018-2022	RTPW&U

Project Name	Location	Objectives	Targets	Description of Activities	Cost (Ksh s.)	Source of funding	Timeframe	Implementing Agency
				ing				
Waruruwamangugacibi road	Ngecha/Tigoni	To increase accessibility		Grading, gravelling and murraming		CGK	2018-2022	RTPW&U
Junction PCEA blue kiosk road	Ngecha/Tigoni	To increase accessibility		Grading, gravelling and murraming		CGK	2018-2022	RTPW&U
Maganjo karura road	Ngecha/Tigoni	To increase accessibility		Grading, gravelling and murraming		CGK	2018-2022	RTPW&U
Kamaukanya to Harrison rd	Ngecha/Tigoni	To increase accessibility		Grading, gravelling and murraming		CGK	2018-2022	RTPW&U
Former chief to wambagara road	Ngecha/Tigoni	To increase accessibility		Grading, gravelling and murraming		CGK	2018-2022	RTPW&U
Kariukimuirigi to jacob road	Ngecha/Tigoni	To increase accessibility		Grading, gravelling and murraming		CGK	2018-2022	RTPW&U
Nursery road	Ngecha/Tigoni	To increase accessibility		Grading, gravelling and murraming		CGK	2018-2022	RTPW&U
Potato research to Gd police post road	Ngecha/Tigoni	To increase accessibility		Grading, gravelling and murraming		CGK	2018-2022	RTPW&U
Gitucu resident road	Ngecha/Tigoni	To increase accessibility		Grading, gravelling and murraming		CGK	2018-2022	RTPW&U

Project Name	Location	Objectives	Targets	Description of Activities	Cost (Ksh s.)	Source of funding	Timeframe	Implementing Agency
		ity		ing				
Manjiri borehole towagikwa road	Ngecha/Tigoni	To increase accessibility		Grading ,gravelling and murraming		CGK	2018-2022	RTPW&U
Maganjo manyenji road	Ngecha/Tigoni	To increase accessibility		Grading ,gravelling and murraming		CGK	2018-2022	RTPW&U
Ngecha thingati A Road	Ngecha/Tigoni	To increase accessibility		Grading ,gravelling and murraming		CGK	2018-2022	RTPW&U
Ngecha town access roads	Ngecha/Tigoni	To increase accessibility		Tarmacking and Grading ,gravelling and murraming		CGK	2018-2022	RTPW&U
maganjo ma nyeki road	Ngecha/Tigoni	To increase accessibility		Grading ,gravelling and murraming		CGK	2018-2022	RTPW&U
Kabukumanjiri PEFA road	Ngecha/Tigoni	To increase accessibility		Grading ,gravelling and murraming		CGK	2018-2022	RTPW&U
gituchu to thande residence road	Ngecha/Tigoni	To increase accessibility		Grading ,gravelling and murraming		CGK	2018-2022	RTPW&U
Ngecha hospital road	Ngecha/Tigoni	To increase accessibility		Tarmacking and Grading ,gravelling and murraming		CGK	2018-2022	RTPW&U

Project Name	Location	Objectives	Targets	Description of Activities	Cost (Ksh s.)	Source of funding	Timeframe	Implementing Agency
Kahata –gachege road	githobokoni	To increase accessibility		Bush clearing Grading ,gravelling and murramm ing		CGK	2018-2022	RTPW&U
Muthoga kahata access rd	githobokoni	To increase accessibility		Bush clearing Grading ,gravelling and murramm ing		CGK	2018-2022	RTPW&U
Kanjahi gacania muthagird	githobokoni	To increase accessibility		Bush clearing Grading ,gravelling and murramm ing		CGK	2018-2022	RTPW&U
Kibaoni mwimuto-kamunyaka	githobokoni	To increase accessibility		Bush clearing Grading ,gravelling and murramm ing		CGK	2018-2022	RTPW&U
Gachege miiri bypass	githobokoni	To increase accessibility		Purchase land Bush clearing Grading ,gravelling and murramm ing		CGK	2018-2022	RTPW&U
Watathimbichi access rd	githobokoni	To increase accessibility		Bush clearing Grading ,gravelling and murramm ing		CGK	2018-2022	RTPW&U
Gakoe – kihunjionikiahiti	githobokoni	To increase accessibility		Bush clearing Grading ,gravelling		CGK	2018-2022	RTPW&U

Project Name	Location	Objectives	Targets	Description of Activities	Cost (Ksh s.)	Source of funding	Timeframe	Implementing Agency
		ity		g and murramm ing				
Kimee –kamwirigi	Githobok oni	To increase accessibility		Bush clearing Grading ,gravelling and murramm ing		CGK	2018-2022	RTPW& U
Kamwirigi -mwiben	Githobok oni	To increase accessibility		Bush clearing Grading ,gravelling and murramm ing		CGK	2018-2022	RTPW& U
Karera -kamwirigi	Githobok oni	To increase accessibility		Bush clearing Grading ,gravelling and murramm ing		CGK	2018-2022	RTPW& U
Karera –gaathaiti-miirid	Githobok oni	To increase accessibility		Bush clearing Grading ,gravelling and murramm ing		CGK	2018-2022	RTPW& U
Gathangarimuramati access road	Githobok oni	To increase accessibility		Bush clearing Grading ,gravelling and murramm ing		CGK	2018-2022	RTPW& U
Mwimutogwagacugu road	Githobok oni	To increase accessibility		Bush clearing Grading ,gravelling and murramm ing		CGK	2018-2022	RTPW& U

Project Name	Location	Objectives	Targets	Description of Activities	Cost (Ksh s.)	Source of funding	Timeframe	Implementing Agency
Kanda komu –forest road	Githobokoni	To increase accessibility		Bush clearing Grading ,gravelling and murramm ing		CGK	2018-2022	RTPW&U
Kanda komumurio road	Githobokoni	To increase accessibility		Bush clearing Grading ,gravelling and murramm ing		CGK	2018-2022	RTPW&U
Gateimutundu road	Githobokoni	To increase accessibility		Bush clearing Grading ,gravelling and murramm ing		CGK	2018-2022	RTPW&U
Gathaitikariamburi road	Githobokoni	To increase accessibility		Bush clearing Grading ,gravelling and murramm ing		CGK	2018-2022	RTPW&U
Gateimuramatingoigo road	Githobokoni	To increase accessibility		Bush clearing Grading ,gravelling and murramm ing		CGK	2018-2022	RTPW&U
Kamahiga –githanga home	Githobokoni	To increase accessibility		Bush clearing Grading ,gravelling and murramm ing		CGK	2018-2022	RTPW&U
Kaibere AIPCK –tambaya –kanyoni access road	Githobokoni	To increase accessibility		Grading ,gravelling and murramm		CGK	2018-2022	RTPW&U

Project Name	Location	Objectives	Targets	Description of Activities	Cost (Ksh s.)	Source of funding	Timeframe	Implementing Agency
				ing				
Gachege miiri bridge	githobokoni	To enhance connectivity		Construction of bridge		CGK	2018-2022	RTPW&U
Kibute witethie maraba access rd	Witethie	To increase accessibility		Bush clearing Grading ,gravelling and murramm ing		CGK	2018-2022	RTPW&U
Athena witeithie to muthara quarry	Witethie	To increase accessibility		Bush clearing Grading ,gravelling and murramm ing		CGK	2018-2022	RTPW&U
Kamugutu bridge construction	Witethie	To enhance connectivity		Construction of bridge		CGK	2018-2022	RTPW&U
Manguwamuthi rd	Witethie	To increase accessibility		Bush clearing Grading ,gravelling and murramm ing		CGK	2018-2022	RTPW&U
Kiganjomuthara road Baraba –flats access rd	Witethie	To increase accessibility		Bush clearing Grading ,gravelling and murramm ing		CGK	2018-2022	RTPW&U
Ndarugunyacaba flats access rd	Witethie	To increase accessibility		Bush clearing Grading ,gravelling and murramm ing		CGK	2018-2022	RTPW&U
Juja access road	Witethie	To		Tarmacki		CGK	2018-	RTPW&U

Project Name	Location	Objectives	Targets	Description of Activities	Cost (Ksh s.)	Source of funding	Timeframe	Implementing Agency
		increase accessibility		Grading and Grading,gravelling and murraming			2022	U
Bus terminal	Witethie	To increase accessibility		Tarmacking and Grading,gravelling and murraming		CGK	2018-2022	RTPW&U
Witethie ward access roads	Witeithie	To increase accessibility		Grading,gravelling and murraming		CGK	2018-2022	RTPW&U
Bob Harris – ndarugokichura access road	Witethie	To increase accessibility		Grading,gravelling and murraming		CGK	2018-2022	RTPW&U
Kibutewinway access road	Witethie	To increase accessibility		Grading,gravelling and murraming		CGK	2018-2022	RTPW&U
Muruu road to tarmac road	Kihara	To increase accessibility		Tarmacking and Grading,gravelling and murraming		CGK	2018-2022	RTPW&U
Karia road to tarmac road	Kihara	To increase accessibility		Tarmacking and Grading,gravelling and murraming		CGK	2018-2022	RTPW&U
Kihara–karura road	Kihara	To increase accessibility		Tarmacking and Grading,gravelling		CGK	2018-2022	RTPW&U

Project Name	Location	Objectives	Targets	Description of Activities	Cost (Ksh s.)	Source of funding	Timeframe	Implementing Agency
		ity		g and murramm ing				
Hospital loop	Kihara	To increase accessibility		Tarmacking and Grading ,gravelling and murramm ing		CGK	2018-2022	RTPW&U
Shamukarivaroli road	Kihara	To increase accessibility		Grading ,gravelling and murramm ing		CGK	2018-2022	RTPW&U
Kanungumugacha road	Kihara	To increase accessibility		Grading ,gravelling and murramm ing		CGK	2018-2022	RTPW&U
Cotange road	Kihara	To increase accessibility		Tarmacking and Grading ,gravelling and murramm ing		CGK	2018-2022	RTPW&U
Kiuna road	Kihara	To increase accessibility		Tarmacking and Grading ,gravelling and murramm ing		CGK	2018-2022	RTPW&U
Kibande road	Kihara	To increase accessibility		Grading ,gravelling and murramm ing		CGK	2018-2022	RTPW&U
Pedestrian walk ways	Kihara	To increase accessibility		Grading ,gravelling and murramm ing		CGK	2018-2022	RTPW&U
Power /mugacha road	Kihara	To		Grading		CGK	2018-	RTPW&

Project Name	Location	Objectives	Targets	Description of Activities	Cost (Ksh s.)	Source of funding	Timeframe	Implementing Agency
		increase accessibility		,gravelling and murramm ing			2022	U
Gachie access roads	Kihara	To increase accessibility		,grading ,gravelling and murramm ing		CGK	2018-2022	RTPW&U
Create parking of vehicles	Ngecha/TigoniNgecha shopping center,rivarori stage and gachie stage	To increase accessibility		Provision of amenities		CGK	2018-2022	RTPW&U
Construction of passenger sheds	Ngecha/Tigoni			Construct ion of passenger sheds		CGK	2018-2022	RTPW&U
Fire substation	Ngecha/Tigoni			Construct ion of a fire station		CGK	2018-2022	RTPW&U
Fire ambulance	Ngecha/Tigoni	Improved response to emergencies		Purchase of fire ambulance		CGK	2018-2022	RTPW&U
Witethie bus stop construction	Witethie	Reduce congestion		bus stop construction		CGK	2018-2022	RTPW&U
Posta flood mast	Ngecha/tigoni	To enhance security		Installatio n of flood masts	CGK	CGK	2018-2022	RTPW&U
Installation of flood masts in buying centers and market centers	Githobokoni ward	To enhance security		Installatio n of flood masts	CGK	CGK	2018-2022	RTPW&U
Installation of flood masts in buying centers and market centersmaraba	Witeithie ward	To enhance security		Installatio n of flood masts	CGK	CGK	2018-2022	RTPW&U

Project Name	Location	Objectives	Targets	Description of Activities	Cost (Ksh s.)	Source of funding	Timeframe	Implementing Agency
,kabati,muthara								
Corner mbaya road	Gatuanyaga ward	To improve transportation in the area		Road constructions		CGK	2018-2022	RTPW&U
Drainages	Gatuanyaga ward	To prevent damages during rainy season		Digging of the trenches		CGK	2018-2022	RTPW&U
Thika river road	Gatuanyaga ward	To ease movement of people and vehicles		murraming		CGK	2018-2022	RTPW&U
Road from ACK church through dispensary to kwaheri road	Gatuanyaga ward	To ease movement of people and vehicles		murraming		CGK	2018-2022	RTPW&U
Kwa wire makongo bridge	Gatuanyaga ward	To allow easy accessibility		Building of a bridge		CGK	2018-2022	RTPW&U
floodlights	Gatuanyaga ward	To enhance security		Erecting of more floodlights and street lights in all major centres		CGK	2018-2022	RTPW&U
picking and dropping points in kikuyu town	Kikuyu ward	To get an organised traffic flow of vehicles		Construction of picking and dropping points		CGK	2018-2022	RTPW&U
foot paths /pedestrians in kikuyu town	Kikuyu ward	To prevent pedestria		Construction of footpaths		CGK	2018-2022	RTPW&U

Project Name	Location	Objectives	Targets	Description of Activities	Cost (Ksh s.)	Source of funding	Timeframe	Implementing Agency
		n accidents						
Signage of kikuyu town roads	Kikuyu ward	For easy identification of the streets		Signage of major roads		CGK	2018-2022	RTPW&U
streetlights	Kikuyu ward	To enhance security		Fixing of streetlights		CGK	2018-2022	RTPW&U
Baraniki approved road	Kikuyu ward	To ease movement of people and vehicles		murraming		CGK	2018-2022	RTPW&U
Alliance-kihumo-gichugo road	Kikuyu ward	To ease movement all year round		murraming		CGK	2018-2022	RTPW&U
Access road in dagoretti slaughter house	Kikuyu ward	To ease movement of people and vehicles		murraming		CGK	2018-2022	RTPW&U
Ondiri kamangu road	Kikuyu ward	To ease movement of people and vehicles		murraming		CGK	2018-2022	RTPW&U
Kidfarmaco access roads	Kikuyu ward	To ease movement of people and vehicles		murraming		CGK	2018-2022	RTPW&U
Ondiri access roads kiongo catholic road Asante sana cattle dip road	Kikuyu ward	To ease movement of people and vehicles		murraming		CGK	2018-2022	RTPW&U

Project Name	Location	Objectives	Targets	Description of Activities	Cost (Ksh s.)	Source of funding	Timeframe	Implementing Agency
Kanyethi-hiuhu road Ziwani estate access roads								
Highmast at baraniki shopping center Highmast behind main Selfridges near the railway line	kikuyu	To improve security		Setting up of floodlights		CGK	2018-2022	RTPW&U
Lighting of kikuyu footbridge	kikuyu	To improve security		Lighting		CGK	2018-2022	RTPW&U
ngethu primary road, kiriko karinga footpath, kianjogu road, gichuka-chania road, kagunya ngorongo roads, gatunguru-njathaini road, gatura-mataara-gakoe road, kiriko road, kiamathare road and kawanjiku ndogo road	Gituamba ward	To promote easy access of the ward		murraming		CGK	2018-2022	RTPW&U
gichuka-chania bridge, mutura kagonye bridge, kiriko-gatina-gathungucu road bridge, ngorongo-kiriko bridge, kiriko dry bridge, maraini muchakai bridge	Gituamba ward	To allow easy accessibility		Construction of bridges		CGK	2018-2022	RTPW&U
bus park	Gituamba ward	To control transport system		Upgrading of the busparks		CGK	2018-2022	RTPW&U
Floodlights/streetlights	Gituamba ward	To enhance security		Erecting of more floodlights		CGK	2018-2022	RTPW&U
bridge to connect karugo, karangi and mithendu village	Nyandum a ward	For easy accessibility		Construction of a bridge		CGK	2018-2022	RTPW&U

Project Name	Location	Objectives	Targets	Description of Activities	Cost (Ksh s.)	Source of funding	Timeframe	Implementing Agency
floodlights in all major shopping centres	Nyanduma ward	To enhance security		Fixing of floodlights		CGK	2018-2022	RTPW&U
existing streetlights and floodlight timers	Nyanduma ward	To ensure proper use		Repairs		CGK	2018-2022	RTPW&U
Bridge to connect karungo, karangi and mithendu village	Nyanduma ward	To enhance easy accessibility		Construction of a bridge		CGK	2018-2022	RTPW&U
Encroached pathways	Nyanduma ward	For easy transportation		Surveying and opening up of the pathways		CGK	2018-2022	RTPW&U
Kagwe center roads	Nyanduma ward	Easy accessibility		Grading and murraining		CGK	2018-2022	RTPW&U
Kagwe buspark	Nyanduma ward	Control transportation		Upgrading of the buspark		CGK	2018-2022	RTPW&U
Kagiru/Kirumba/Kingara/Karabu road	muchatha	Improve accessibility		Construction and opening up of the road		CGK	2018-2022	RTPW&U
Gatura-muchatha primary road	muchatha	Improve accessibility		Construction and opening up of the road		CGK	2018-2022	RTPW&U
Kangata-waguthu road	muchatha	Improve accessibility		Construction and opening up of the road		CGK	2018-2022	RTPW&U
Mungoiya –waguthu road	muchatha	Improve accessibility		Construction and opening up of the road		CGK	2018-2022	RTPW&U

Project Name	Location	Objectives	Targets	Description of Activities	Cost (Ksh s.)	Source of funding	Timeframe	Implementing Agency
Ichangamwe-Yamogo road	muchatha	Improve accessibility		Construction and opening up of the road		CGK	2018-2022	RTPW&U
Gathanga-Nduota road	muchatha	Enhance accessibility		Construction and opening up of the road		CGK	2018-2022	RTPW&U
Muchatha empowerment and Guango road	muchatha	Enhance accessibility		Construction and opening up of the road		CGK	2018-2022	RTPW&U
Daudi-kagwe/kibutu roads	Muchatha	Improve accessibility		Repair and grade the roads and ensure accessibility		CGK	2018-2022	RTPW&U
Wanganangu road	Muchatha	Improve accessibility		Construct the road and place culverts on the road		CGK	2018-2022	RTPW&U
Kiambia-senoior chief and muchatha-kaiyaba roads	Muchatha	Enhance accessibility		Construct the particular roads including the drainages		CGK	2018-2022	RTPW&U
Encroachment of kangata road	Muchatha	Improve accessibility		Open up encroached roads and rehabilitate them		CGK	2018-2022	RTPW&U
Sorogatunda-kirasha road	Kinale	Improve accessibility		Construct the particular roads including		CGK	2018-2022	RTPW&U

Project Name	Location	Objectives	Targets	Description of Activities	Cost (Ksh s.)	Source of funding	Timeframe	Implementing Agency
				the drainages				
Utugi road	Kinale	Improve accessibility		Construct the particular roads including the drainages		CGK	2018-2022	RTPW&U
Kamukombini-catholic road	Kinale	Improve accessibility		Construct the particular roads including the drainages		CGK	2018-2022	RTPW&U
Kaguongo-kiandutu road	Kinale	Improve accessibility		Construct the particular roads including the drainages		CGK	2018-2022	RTPW&U
Gatundu-kamagambo road	Kamenu	Improve accessibility		Construct the road and place culverts on the road		CGK	2018-2022	RTPW&U
Madaraka market-kiganjo road	Kamenu	Improve accessibility		Construct the road and place culverts on the road		CGK	2018-2022	RTPW&U
Busparks in Kinale, kiuu and kamenu wards	Kinale, kiuu and kamenu wards	Improved traffic flow and ease of transport		Construct busparks in the wards.		CGK	2018-2022	RTPW&U
Street lighting in kisii and kiganjo estates(kamenu ward)	Kamenu ward.	Improve security and ease of business		Erect street lights on the 2 estates		CGK	2018-2022	RTPW&U

Project Name	Location	Objectives	Targets	Description of Activities	Cost (Ksh s.)	Source of funding	Timeframe	Implementing Agency
Wahome- police station-langata hospital road	Kiuu ward	Accessibility to police station and Langata hospital		Opening up of the road to ensure security in the area and access to health services		CGK	2018-2022	RTPW&U
Dykaan- Bata road	Kiuu ward	Enhanced security		Construct the road to ensure security		CGK	2018-2022	RTPW&U
Mumbi stage-langata hospital road	Kiuu ward	Health accessibility		Construct the road to ensure easy access to roads		CGK	2018-2022	RTPW&U
Murraming of mwanamukia road	Kiuu ward	Improved accessibility		Construct the road to enhance accessibility		CGK	2018-2022	RTPW&U
Floodlights at bosnia, manguo, rwandi plaza and siloam area	Kiuu ward	Improved security		Set the flood masts to ensure security in the mentioned areas		CGK	2018-2022	RTPW&U
Floodlights at muchatha market, ACK church, njoro ACK and at kiambia-kianjuki	muchatha	Improved security		Set the flood masts to ensure security in the mentioned areas		CGK	2018-2022	RTPW&U
Floodlights at phase 4 and BAT area	kamenu	Improved security		Set the flood masts to ensure		CGK	2018-2022	RTPW&U

Project Name	Location	Objectives	Targets	Description of Activities	Cost (Ksh s.)	Source of funding	Timeframe	Implementing Agency
				security				
Gatitu-athena road	kamenu	Improve accessibility		Construct the road and place culverts on the road		CGK	2018-2022	RTPW&U

Stalled Projects

Project Name	Location	Description of activities	Reasons for stalling
Baraniki-hukaria road	Kikuyu ward	Grading and murraming	Lack of funds
Ngethu-ngorongongo pathway	Gituamba ward	Grading and murraming	Land compensation
Bridge connecting mataara shopping center and kanungu	Gituamba ward	Grading and murraming	Lack of funds
Gathama ngethu pathway	Gituamba ward	Grading and murraming	Breakdown of the lorry used to ferry murram
Muchatha primary/corner mbaya/mungoiya road	Muchatha	Grading and murraming	Lack of funds
Karianjahi to muchatha primary road	Muchatha	Grading and murraming	Lack of funds
Ichangamwe-Yamogo and njoro-tiekaya road in muchatha ward	Muchatha	Grading and murraming	Lack of funds
Wamingi-kwaLucy, s.k road, gathwariga-sulmac roads	Kinale ward	Grading and murraming	Lack of funds Misappropriation of funds
Security lights in kiganjo and kisii	Kamenu ward in thika	Installation of security lights	Vandalism of lighting materials

Sector Name: Education, Culture, Gender and Social Services

On-going projects

Project Name	Location	Objectives	Targets	Description of Activities (Key Outputs)	Green Economy considerations	Cost (Ksh s.)	Source of funding	Timeframe	Implementing Agency
School feeding program in all public ECD and	County wide	Increase enrolment rate		Provision of food to children in primary and ECD centres			CGK	2018-2022	Education

Primary school									
Provision of bursary to needy students	County wide	Assist needy students have access to learning institution		Increase bursary allocation			CGK	2018-2022	Education
Expansion of Kwihota polytechnic	Gatong'ora	Increase access to technical training		Construction works and equipping			CGK	2018-2022	Education
Expansion of Uthiru Polytechnic	Uthiru	Increase access to technical training		Construction works and equipping			CGK	2018-2022	Education
Kamandura polytechnic	Limuru	Increase access to technical training		Construction works and equipping			CGK	2018-2022	Education
Munyui ECD	Darugo	Increase ECD enrolment	1 ECD Centre	Construction and completion of ECD Centre			KCG	2018-2022	Department of education culture and social services
Muguga youth polytechnic	muguga ward	Increase access to technical skill		Fencing and equipping			CGK		Education, gender, culture and Social services

New Project Proposals

Project Name/Location		Objectives	Targets	Description of Activities	Cost (Ksh s.)	Source of funding	Timeframe	Implementing Agency
Civic education	County wide	Capacity building of the public		Sensitization workshops		CGK	2018-2020	Education
Free ECD education program	County wide	Increased enrolment		Provision of free education		CGK	2018-2020	Education
Community libraries	County wide	Access to information		Construction works		CGK	2018-2020	Education
Ruturu ECD centre	Ting'ang'a	Provision of		Construction works		CGK	2018-2020	Education

Project Name/Location		Objectives	Targets	Description of Activities	Cost (Ksh s.)	Source of funding	Timeframe	Implementing Agency
		learning facilities						
Cash transfer to older persons	Ting'ang'a	Improved wellbeing of old people		Provision of funds		CGK	2018-2022	Social services
Special needs classrooms	Ting'ang'a	Provide conducive environment for PWDs		Construction works		CGK	2018-2022	Education
Construction of Ting'ang'a Polytechnic	Ting'ang'a	Increased accessibility to technical training		Construction works		CGK	2018-2019	Education
Upgrading of ECD centres in all public schools in Ting'ang'a	Ting'ang'a	Conducive learning environment		Construction works		CGK	2018-2019	Education
Construction of Gatong'ora social hall	Gatong'ora	Increased access to technical training		Construction works		CGK	2018-2020	Education
ECD classrooms at Mutonya varsity ville, Mwalimu farm, Gatong'ora primary, kwihota primary, Kiratina primary, Gikumari primary	Gatong'ora	Provision of learning facilities		Construction works		CGK	2018-2020	Education
Construction of Uthiru Primary ECD	Uthiru	Increased enrolment		Construction works		CGK	2018-2022	Education
Establish of men fund	Uthiru	Boy child empowerment		Provision of funds		CGK	2018-2022	Education
Uthiru Social hall	Uthiru	Provision of recreational facilities		Construction works and equipping		CGK	2018-2022	Social services
Uthiru community library	Uthiru	Provision of library services		Construction works and equipping		CGK	2018-2022	Education

Project Name/Location		Objectives	Targets	Description of Activities	Cost (Ksh s.)	Source of funding	Timeframe	Implementing Agency
Tharuni ECD centre	Limuru Central	Provision of learning facilities		Construction works and equipping		CGK	2018-2022	Education
Rironi Social hall	Limuru Central	Provision of recreational facilities		Construction works and equipping		CGK	2018-2022	Social services
Rironi polytechnic	Limuru Central	Increased access to technical training		Construction works and equipping		CGK	2018-2022	Education
Establish 2 ECD classes in all public primary school and equipments	Ngoliba	Provision of quality learning facilities		Construction works and equipping		CGK	2018-2022	Education
Ngoliba polytechnic	Ngoliba	Increased access to technical training		Construction works and equipping		CGK	2018-2022	Education
Magogoni Social hall	Ngoliba	Provision of recreational facilities		Construction works and equipping		CGK	2018-2022	Social services
Kerwa nursery	Sigona	To impart skills		Upgrading		C.G.K	2018-2022	Education
ECD teachers at kijabe, sigona, komothai and mang'u	Kijabe, Sigona, Komothai, Mangu	For quality education		Hire more ECD teachers		C.G.K	2018-2022	Education
Komothai youth polytechnic	Komothai	To impart useful skill to youth		Procure Learning equipments		C.G.K	2018-2022	Education
Marige ECD classes	Komothai	To impart useful skill		Procure Learning equipments		C.G.K	2018-2022	Education
Nginduri Ecd class	Komothai	To impart useful skill		Procure Learning equipments		C.G.K	2018-2022	Education
Community social halls/resource centers	Kijabe, Sigona, Komothai, Mangu	To impart useful skill		Construction and equipping		C.G.K	2018-2022	Education
Libraries in all wards	Kijabe, Sigona, Komothai, Mangu	To impart useful		Construction and		C.G.K	2018-2022	Education

Project Name/Location		Objectives	Targets	Description of Activities	Cost (Ksh s.)	Source of funding	Timeframe	Implementing Agency
		skill		equipping				
ECD classes for PWDs at kijabe and mangu	Kijabe and Mangu	To impart useful skill		Construction and equipping		C.G. K	2018-2022	Education
Adult vocational centres	Kijabe, Sigona, Komothai, Mangu	To impart useful skill		Construction and equipping		C.G. K	2018-2022	Education
Mangu polytechnic	Mangu	To impart useful skill		Procure Learning equipments		C.G. K	2018-2022	Education
ECDE classrooms- Mwihoko primary	Mwihoko	Improved learning environment	2 ECDE classrooms	Construction of ECDE classrooms		C.G. K	2018-2022	ECDE
ECDE classrooms at kizito	mwihoko	Improved learning environment	2 ECDE classrooms	Construction of ECDE classrooms		C.G. K	2018-2022	ECDE
ECDE classes at Kwa nguku, Kawendo and Mwitirithia	Mwihoko ward	To decongest Mwihoko and Kizito primary schools	3 ECDE classrooms	Construction of ECDE classrooms		C.G. K	2018-2022	ECDE
ECDE classes at Kinyori primary	Bibirioni	Improved learning environment	2 ECDE classrooms	Construction of ECDE classrooms		C.G. K	2018-2022	ECDE
Construction and equipping youth polytechnics	Mwihoko, Bibirioni, Karuri Theta	To equip youths with more technical skills	4 wards	Construction and equipping youth polytechnics		C.G. K	2018-2022	Vocational training
Construction of social halls	Mwihoko- chief's camp, Theta and Karuri	To provide a recreational	Four social halls	Construction of social halls		C.G. K	2018-2022	Vocational training

Project Name/Location		Objectives	Targets	Description of Activities	Cost (Ksh s.)	Source of funding	Timeframe	Implementing Agency
		facility for the community						
Construction of Library	Bibirioni Theta Karuri	Improved learning environment	Three libraries	Construct and equip libraries		C.G.K	2018-2022	Vocational training
ECDE classrooms at Thome primary ,kumura primary , Rurii primary , Magomano primary , Ndururumo primary and Munyaka primary school	Theta	To reduce congestion in primary schools	Two classrooms per primary school	Construction of ECDE classrooms		C.G.K	2018-2022	ECDE
Youth polytechnic in every ward	All Wards	Equip youth with relevant skills	1 polytechnic in every ward	Rehabilitate existing buildings, provide necessary learning equipments and employ qualified instructor .		CGK	2018-2022	Education
Libraries in all shopping centres in all wards	All wards	Equip youth with useful information and more skills	Complete and equipped modern libraries	Construct modern libraries		CGK	2018-2022	Education
Nursery School at Kware	Gitaru ward	Reduced illiteracy	1 Nursery School	Construction of Nursery School.		CGK	2018-2022	Education
Ablution block at Rungiri School	Gitaru Ward	Improve sanitation		Construct an ablution block		CGK	2018-2022	Sanitation
Technical Polytechnic in	Kahawa Sukari Ward	To empower		Construct and equip		CGK	2018-2022	Education

Project Name/Location		Objectives	Targets	Description of Activities	Cost (Ksh s.)	Source of funding	Timeframe	Implementing Agency
Kahawa Sukari Ward		and impart skills to youths		the polytechnic				
Muthure polytechnic	Gitaru	Impart skills to youth.		Upgrade and equip Muthure Polytechnic		CGK	2018-2022	Education
ECD centre at Kahawa Sukari Ward	Kahawa Sukari Ward	To impart skills		Fully equip the centre.		CGK	2018-2022	Education
Special – Needs Unit at Githiga Primary School	Githiga Ward	To provide special education and services to the disabled.		Equip the unit with the necessary facilities for the disabled.		CGK	2018-2022	Education
Polytechnic tutors at Gituha polytechnic in Githiga ward and Kanyariri Polytechnic in Gitaru Ward	Githiga, Gitaru wards	Improve quality of education in polytechnics		Employ teachers		CGK	2018-2022	Education
Kirenga Polytechnic	Kirenga Ward	To impart skills and knowledge		Equip the polytechnic with necessary equipments		CGK	2018-2022	Education
Early Childhood Education	Karai ward, Kabete ward, Biashara ward, Juja ward	Improve quality of ECDE and enrolment		<ul style="list-style-type: none"> • Construction of ECDE classes • Expansion and rehabilitation of ECDE facilities • Addition and training of teachers • Provision of teaching and learning material 		CGK	2018-2022	Department of Education, Gender, Culture and Social Services

Project Name/Location		Objectives	Targets	Description of Activities	Cost (Kshs.)	Source of funding	Timeframe	Implementing Agency
				<ul style="list-style-type: none"> • School feeding program and kitchen facilities • Free ECDE 				
Bursaries	Kabete ward			Set bursaries for PWDs at least 20%		CGK	2018-2022	Department of Education, Gender, Culture and Social Services
Adult education	Biashara ward			Provision of bursaries for adult education		CGK	2018-2022	Department of Education, Gender, Culture and Social Services
Youth polytechnics/vocational schools	Karai ward, Kabete ward, Biashara ward, Juja ward	To equip youths with technical and vocational skills		Construction and equipping of polytechnics		CGK	2018-2022	Department of Education, Gender, Culture and Social Services
Special needs class at Gicharani primary	Karai ward	Improve special education		Rehabilitation and expansion		CGK	2018-2022	Department of Education, Gender, Culture and Social Services
Special schools for mentally challenged persons	Juja ward	Improve special education		Construction and equipping		CGK	2018-2022	Department of Education, Gender, Culture and Social

Project Name/Location		Objectives	Targets	Description of Activities	Cost (Ksh s.)	Source of funding	Timeframe	Implementing Agency
								Services
Resting parks at Gikambura market and Karai swamp	Karai ward	Improve recreational facilities		Creation of resting parks		CGK	2018-2022	Department of Education, Gender, Culture and Social Services
Multipurpose social halls	Kabete ward, Juja ward	Improve social activities		Construction and equipping of social halls		CGK	2018-2022	Department of Education, Gender, Culture and Social Services
Rehabilitation centres	Karai ward, Kabete ward, Biashara ward, Juja ward			Construction and equipping of rehabilitation centres		CGK	2018-2022	Department of Education, Gender, Culture and Social Services
Rescue centre	Biashara ward			Construction and equipping of a rescue centre		CGK	2018-2022	Department of Education, Gender, Culture and Social Services
PWDs facilities	Biashara ward			Investment in facilities and equipment and have them registered		CGK	2018-2022	Department of Education, Gender, Culture and Social Services
Street children	Biashara ward			Construction of Rehabilitation centres		CGK	2018-2022	Department of Education, Gender, Culture and

Project Name/Location		Objectives	Targets	Description of Activities	Cost (Ksh s.)	Source of funding	Timeframe	Implementing Agency
								Social Services
Community libraries and ICT resource centres	Juja ward	Increase access to information		Construction and equipping of a library		CGK	2018-2022	Department of Education, Gender, Culture and Social Services
Munyui-ini ECD		Increased ECD enrolment	1 ECD Centre	Construction and completion of ECD Centre		KCG	2018-2022	Department of Education culture social services and ICT
Free ECD education	County wide	Increased ECD enrolment	1 ECD Centre	Construction and completion of ECD Centre		KCG	2018-2022	Department of Education culture social services and ICT
Munyuini poltecnic	Darugo	Increased youth polytechnic enrolment		Equipping and demarcation of munyuini poltecnic		KCG	2018-2022	Department of Education culture social services and ICT
Kirangi primary school	Darugo	Increased enrolment and retention rate		Abolition block for boys and girls 40 double beds A modern big sufurias Perimeter chainlink barbed fence Renovation of 1 block of classes Construction of administration block		KCG	2018-2022	Department of Education culture social services and ICT

Project Name/Location		Objectives	Targets	Description of Activities	Cost (Ksh s.)	Source of funding	Timeframe	Implementing Agency
Free feeding programme	County wide	Increased enrolment and retention rate		Provision of free uji to ECD pupil		KCG	2018-2022	Department of Education culture social services and ICT
Community library	County wide	Promotion of access to information	12no library	Construction and equipping of community library in all the sub counties		KCG	2018-2022	Department of Education culture social services and ICT
Mugutha social hall	murera	To promote social activities in the ward	1no social hall	Construction and equipping of mugutha social hall		CGK	2018-2022	Department of Education culture social services and ICT
Mugutha ECD classes	murera	Increased ECD enrolment	2 ECD Centre	Construction and equipping of 2ECD Centre		KCG	2018-2022	Department of Education culture social services and ICT
Toll ECD classes	murera	Increased ECD enrolment	2 ECD Centre	Construction and equipping and staffing of 2ECD Centre		KCG	2018-2022	Department of Education culture social services and ICT
Mugutha polytechnic	Murera	To equip youths with skills	1no polytechnic	Construction, equipping and staffing of 1 polytechnic Centre		CGK	2018-2022	Department of Education culture social services and ICT
Wabeni technical	Thika township	To equip youths with skills		Rehabilitation of dilapidated vocational institutions		CGK	2018-2022	Department of Education culture social services and ICT
Makongeni multi-purpose	Thika township	To promote		Construction of		CGK	2018-2022	Department of

Project Name/Location		Objectives	Targets	Description of Activities	Cost (Ksh s.)	Source of funding	Timeframe	Implementing Agency
hall		social activities		makongeni multi-purpose hall				Education culture social services and ICT
ECDE classrooms	Ndumberi near the chiefs offices	Access to early childhood education	1ECDE Class	Construction of classrooms		CGK	2018-2022	education , gender culture and social services
ECDE classrooms	Cianda ward in the public land near the stadium	To improve access to education	1ECDE Class	Construction of classrooms		CGK	2018-2022	education , gender culture and social services
ECDE classrooms	ngewa ward in the chiefs camp area	To decongest the school and enhance more learning	1ECDE Class	Construction of classrooms		CGK	2018-2022	education , gender culture and social services
ECDE classrooms	Ng'enda ward in the public land near the stadium	To decongest the school	1ECDE Class	Construction of classrooms		CGK	2018-2022	education , gender culture and social services
ECDE Teachers in cianda ward	Cianda ward	To enhance more learning		Employ more ECDE Teachers		CGK	2018-2022	education , gender culture and social services
Construction and equipping youth polytechnics	Cianda ward	To equip youths with more skills	One youth polytechnic	Construction and equipping youth polytechnics		CGK	2018-2022	education , gender culture and social services
Cianda Social hall	Cianda ward	To provide a recreation facility for the community	1 hall	Construction of social hall		CGK	2018-2022	education , gender culture and social services

Project Name/Location		Objectives	Targets	Description of Activities	Cost (Ksh s.)	Source of funding	Timeframe	Implementing Agency
ECDE Learning materials in ngewa ward	Ngewa ward	To increase enrolment in ecde		Provide more learning materials in the learning institutions		CGK	2018-2022	education , gender culture and social services
Renovation and equipping youth polytechnics	Ngewa ward	To equip youths with more modern skills		Renovation and equipping youth polytechnics		CGK	2018-2022	education , gender culture and social services
Ngewa social hall	Ngewa ward	To enhance community services		Construction of social hall		CGK	2018-2022	education , gender culture and social services
ECDE Teachers	Ng'enda Ward	To enhance more learning		Employ more ECDE Teachers		CGK	2018-2022	education , gender culture and social services
Learning materials	Ng'enda Ward	To Provide more learning materials in the learning institutions		Increase learning materials		CGK	2018-2022	education , gender culture and social services
youth polytechnics	Ng'enda Ward	To equip youths with more skills		Construction and equipping youth polytechnics		CGK	2018-2022	education , gender culture and social services
Staffing remaining ECDEs	Ndumberi ward	To enhance more learning		Employ more ECDE Teachers		CGK	2018-2022	education , gender culture and social services
Construction and equipping	Ndumberi ward	To equip youths		Construction and		CGK	2018-	education , gender

Project Name/Location		Objectives	Targets	Description of Activities	Cost (Ksh s.)	Source of funding	Timeframe	Implementing Agency
youth polytechnic		with more skills		equipping youth polytechnic			2022	culture and social services
Ndumberi social hall	Ndumberi ward	To enhance community services		Construction of social hall		CGK	2018-2022	Social services
Construction of ECD centres	Nachu	Impact education skills		Construction of ECD centres		CGK	2018-2022	education , gender culture and social services
Constructing a library and furnishing it with books Library	Nachu	Promote education and reading culture		Constructing a library and furnishing it with books		CGK	2018-2022	education , gender culture and social services
Construction Youth polytechnics	Limuru East	Empower and impart skills to the youth		Construction of polytechnic		CGK	2018-2022	education , gender culture and social services
Fencing of Youth polytechnics	Nachu	Empower and impart skills to the youth		Fencing of the polytechnic		CGK	2018-2022	education , gender culture and social services
Construction Youth polytechnics	Gitohua	Empower and impart skills to the youth		Construction of polytechnic		CGK	2018-2022	education , gender culture and social services
Construction of remaining ECD centres;	Kahawa wendani	Impart education skills		Construction of ECD centres		CGK	2018-2022	education , gender culture and social services
Construction of Youth polytechnics	Kahawa wendani	Empower and impart skills to the youth		Construction of polytechnic		CGK	2018-2022	education , gender culture and social services

Project Name/Location		Objectives	Targets	Description of Activities	Cost (Ksh s.)	Source of funding	Timeframe	Implementing Agency
Construction of polytechnic	Limuru East	Impart education skills		Construction of polytechnic		CGK	2018-2022	education, gender culture and social services
E.C.D.E Teachers	Chania, Kamburu, Kinoo, Hospital	Improve quality of education		Employing more and skilled teachers in the centres		CGK	2018-2022	education, gender culture and social services
Construction of proper classrooms and equipping E.C.D.E centres	Chania, Hospital, Kamburu, Kinoo	Improved and conducive learning environment		Construction of proper classrooms and equipping other facilities		CGK	2018-2022	education, gender culture and social services
Kiboko Polytechnic	Hospital	Provision of quality education and skills		Equipping the centre with facilities; tools, equipment and staff		CGK	2018-2022	education, gender culture and social services
Kairi Polytechnic	Chania	Provision of quality education		Equip the polytechnic with staff and facilities		CGK	2018-2022	education, gender culture and social services
Iriaini E.C.D.E Centre construction	Kamburu	To ease access of education		Construction of ECDE centre		CGK	2018-2022	education, gender culture and social services
Kariobangi E.C.D.E Centre	Kamburu	Provision of education		Construction of ECDE centre		CGK	2018-2022	education, gender culture and social services
Kihenjo E.C.D.E Centre	Kamburu	To ease access of education		Construction of ECDE centre		CGK	2018-2022	education, gender culture and social services
Muthandi	Kamburu	Provide		Construct		CGK	2018-	education

Project Name/Location		Objectives	Targets	Description of Activities	Cost (Ksh s.)	Source of funding	Timeframe	Implementing Agency
E.C.D.E Centre		conducive learning environment		ion of swings for kids			2022	, gender culture and social services
Free wifi service	Ndenderu	Improved access to ITC		Establishment of a free wifi service in ndenderu ward		CGK	2018-2022	Education , gender, culture and Social services
School free milk feed programme	County wide	- Increased milk market - reduced malnutrition - increased school enrolment		Purchase and distribution of milk from local dairy factories		CGK	2018 - 2022	Agriculture Livestock and Fisheries
ICT teachers	Ndenderu, Kiamwangi, Kalimoni and Riabai	Improved access to ITC skills		Provision of ICT teachers for vocational training institutes		CGK	2018-2022	Education , gender, culture and Social services
Ndenderu polytechnic	Ndenderu	Improved technical skills		Provision of a kneading machine in ndenderu polytechnic		CGK	2018-2022	Education , gender, culture and Social services
Gathungururi polytechnic	Kiamwangi	Improved technical skills		Revival of gathungururi maendeleo polytechnic		CGK	2018-2022	Education , gender, culture and Social services
Kihara primary ECDE classrooms	Ndenderu	To improve early childhood education		Construction of ECDE classrooms in Kihara primary school		CGK	2018-2022	Education , gender, culture and Social services
Mutate ECDE	Kiamwangi	To		Construct		CGK	2018-	Education

Project Name/Location		Objectives	Targets	Description of Activities	Cost (Ksh s.)	Source of funding	Timeframe	Implementing Agency
classrooms		improve early childhood education		ion of ECDE school in Mutate			2022	, gender, culture and Social services
Ndenderu Polytechnic	Ndenderu	Improved technical skills		Construct ion of a Polytechn ic in Wanguny u economic stimulus plot		CGK	2018-2022	Education , gender, culture and Social services
Ndenderu ICT Hub	Ndenderu	Improved access to ITC		Installatio n of an ICT hub in Ndenderu polytechn ic		CGK	2018-2022	Education , gender, culture and Social services
Gacharage ECDE classrooms	Ndenderu	To improve early childhood education		Construct ion of ECDE classroo ms in Gacharag e		CGK	2018-2022	Education , gender, culture and Social services
Juja Farm ECDE classrooms	Kalimoni	To improve early childhood education		Construct ion of ECDE classroo ms in Juja Farm		CGK	2018-2022	Education , gender, culture and Social services
Gichocho primary ECDE classrooms	Riabai	To improve early childhood education		Construct ion of ECDE classroo ms in Gichocho primary		CGK	2018-2022	Education , gender, culture and Social services
Thathini ECDE classrooms	Riabai	To improve early childhood education		Construct ion of ECDE classroo ms in the land at the unutilised Thathini cattle deep		CGK	2018-2022	Education , gender, culture and Social services
Githathini ECDE classrooms and	Riabai	To improve early		Construct ion of ECDE		CGK	2018-2022	Education , gender, culture

Project Name/Location		Objectives	Targets	Description of Activities	Cost (Ksh s.)	Source of funding	Timeframe	Implementing Agency
Toilets		childhood education		classrooms and toilets in Githathini				and Social services
Juja farm Polytechnic	Kalimoni	Improved technical skills		Rehabilitation of Juja farm polytechnic (Construction of workshops and staff toilets)		CGK	2018-2022	Education, gender, culture and Social services
Gathunguri-Maendeleo Polytechnic	Kiamwangi	Improved technical skills		Completion and equipping Gathunguri-Maendeleo polytechnic		CGK	2018-2022	Education, gender, culture and Social services
Kiamwangi ICT and Data centre	Kiamwangi	Improved technical skills		Installation of an ICT hub in Gathunguri-Maendeleo polytechnic		CGK	2018-2022	Education, gender, culture and Social services
Establishment of industrial rehabilitation centre for people with disabilities	Thika township	To rehabilitate and impact people with disabilities with technical skills		- construction and equipping of the centre		CGK	2018 - 2022	Education, gender, culture and Social services
Establishment of baby care for children with severe disabilities	Mwiki	Care for children with severe disabilities		Construction and equipping		CGK		Education, gender, culture and Social services
Renovation of wabeni polytechnic at	Towanship	Increased people with		Construction and equipping		CGK	2018 - 2022	Education, gender,

Project Name/Location		Objectives	Targets	Description of Activities	Cost (Ksh s.)	Source of funding	Timeframe	Implementing Agency
karibaribi		technical skills						culture and Social services
Kiganjo youth polytechnic:	Kiganjo	Improve the quality of education	1 polytechnic	Modernization of tools of the centre		CGK	2018-2022	Education, gender, culture and Social services
Township polytechnic	Township ward	Improve the quality of education to community members	1 polytechnic	Construct a polytechnic in township ward Kiambu town		CGK	2018-2022	Education, gender, culture and Social services
Township community Library	Township ward	Promote reading culture and promote education	1 library	Construct a modern library		CGK	2018-2022	Education, gender, culture and Social services
ECD Centre	Township	Improve the quality of education	1 ECD	Construct an ECD centre		CGK	2018-2022	Education, gender, culture and Social services
Riuki youth polytechnic	Township	Improve the quality of education	1 Polytechnic	Construct a polytechnic		CGK	2018-2022	Education, gender, culture and Social services
Build ECDE classes for st pauls primary school	Ngecha /tioni	To increase enrolment		Construction of classes		CGK	2018-2022	Education Gender Culture & Social services
Build ECDE classes at nyacaba primary and muthara	Witethie	To increase enrolment		Construction of classes		CGK	2018-2022	Education Gender Culture & Social

Project Name/Location		Objectives	Targets	Description of Activities	Cost (Ksh s.)	Source of funding	Timeframe	Implementing Agency
primary								services
Staffing of remaining ecde centers	County wide	To increase enrolment		Employ teachers		CGK	2018-2022	Education Gender Culture & Social services
Face lifting ECDE classes	kihara ward	To increase enrolment		Renovation of classes		CGK	2018-2022	Education Gender Culture & Social services
Gachege nursery renovation	Githobokoni ward	To increase enrolment		Renovation and toilets		CGK	2018-2022	Education Gender Culture & Social services
Madaraka nursery school renovation	Githobokoni ward	To increase enrolment		Renovation of classes		CGK	2018-2022	Education Gender Culture & Social services
Thuraku nursery renovation	Githobokoni ward	To increase enrolment		Renovation of classes		CGK	2018-2022	Education Gender Culture & Social services
James njenga nursery renovation	Githobokoni ward	To increase enrolment		Renovation of classes		CGK	2018-2022	Education Gender Culture & Social services
Kamunyakaecde classes renovation and toilet construction	Githobokoni ward	To increase enrolment		Renovation and toilets		CGK	2018-2022	Education Gender Culture & Social services
Mwimuto nursery renovation	Githobokoni ward	To increase enrolment		Renovation of classes		CGK	2018-2022	Education Gender Culture & Social services
Provision of desks and chairs for ecde	County wide	To improve learning environm		Provision of desks and		CGK	2018-2022	Education Gender Culture & Social

Project Name/Location		Objectives	Targets	Description of Activities	Cost (Ksh s.)	Source of funding	Timeframe	Implementing Agency
classes		ent		chairs				services
Increase bursary allocation	County wide	To assist needy students				CGK	2018-2022	Education Gender Culture & Social services
Construction of Mwithiga ECDE classes	Githobokoni	Increase access to ECDE					2018-2022	Education Gender Culture & Social services
Construction of libraries	County wide	To enhance reading				CGK	2018-2022	Education Gender Culture & Social services
Witethie social hall construction	Witethie	To provide a recreational facility for the community		Construction of hall		CGK	2018-2022	Education Gender Culture & Social services
Construction of social hall in gachie	Kihara	To provide a recreational facility for the community		Construction of hall		CGK	2018-2022	Education Gender Culture & Social services
Construction of social hall at new juakali area	Ngecha /tigoni	To provide a recreational facility for the community		Building a hall		CGK	2018-2022	Education Gender Culture & Social services
Public library construction and equipping	Ngecha /tigoni	Promote reading culture		Construction of library		CGK	2018-2022	Education Gender Culture & Social services

Project Name/Location		Objectives	Targets	Description of Activities	Cost (Ksh s.)	Source of funding	Timeframe	Implementing Agency
Construct village polytechnic in river roli ,former kabuku nursery school gachiecattel dip chiefs camp ngafufu	Kihara	To enhance skills to youths		Construct village polytechnic		CGK	2018-2022	Education Gender Culture & Social services
Tools of training for YMCA polytechnic	Ngecha /tioni	To enhance skills to youths		Purchase of training equipment		CGK	2018-2022	Education Gender Culture & Social services
Staffing and equipping kabuku and ngecha polytechnics	Ngecha /tioni	To enhance skills to youths		Purchase of training equipment		CGK	2018-2022	Education Gender Culture & Social services
Construction of polytechnic	Kanungusublocation	To enhance skills to youths		Construction of classes		CGK	2018-2022	Education Gender Culture & Social services
fencing Gakoe polytechnic	Githobokoni	To enhance skills to youths		Fencing		CGK	2018-2022	Education Gender Culture & Social services
ECDE classes(mbagathi primary,gatanyaga primary)	Gatanyaga ward	To make sure that the kids are in the right learning environment		Construction of ECDE classes		CGK	2018-2022	Education Gender Culture & Social services
polytechnic	Gatanyaga ward	To enhance development of artisan skills		Construction of a polytechnic		CGK	2018-2022	Education Gender Culture & Social services
vocational centres	Kikuyu ward	To impact the		Buying and installation		CGK	2018-2022	Education Gender Culture

Project Name/Location		Objectives	Targets	Description of Activities	Cost (Ksh s.)	Source of funding	Timeframe	Implementing Agency
		proper skills to the learners		n of equipments				&Social services
Baraniki ECDE classes	Kikuyu ward	To improve learning environment		Construction of classes		CGK	2018-2022	Education Gender Culture &Social services
instructors	Gituamba ward	To enhance learning		Employment and deployment		CGK	2018-2022	Education Gender Culture &Social services
Muchakai primary ECDE class Miungu primary ECDE class Buchana primary ecde class	Gituamba ward	To improve learning environment and reduce congestion		Construction of classes		CGK	2018-2022	Education Gender Culture &Social services
Cash transfer fund for the elderly	Kikuyu ward	To reduce poverty levels		Setting aside of the fund for those not covered by the national government		CGK	2018-2022	Education Gender Culture &Social services
ECDE centres	Kamenu, muchatha, kinale and kiuu wards	High quality education		Construct more ECDs in the ward		CGK	2018-2022	Education Gender Culture &Social services
Kiuu polytechnic at phase 3 grounds	Kiuu ward	Provision of quality education		Construct a youth polytechnic at the proposed phase 3 grounds		CGK	2018-2022	Education Gender Culture &Social services

Project Name/Location		Objectives	Targets	Description of Activities	Cost (Ksh s.)	Source of funding	Timeframe	Implementing Agency
Kinale polytechnic at kwakibiri grounds	kinale ward	Provision of quality education		Construct a youth polytechnic at the proposed kwakibiri grounds		CGK	2018-2022	Education Gender Culture & Social services
Muchatha polytechnic	muchatha ward	Provision of quality education		Construct a youth polytechnic		CGK	2018-2022	Education Gender Culture & Social services
Kamenu polytechnic	Kamenu ward	Provision of quality education		Construct a youth polytechnic and improve existing ones		CGK	2018-2022	Education Gender Culture & Social services
ECDE teachers	Kamenu, muchatha, kinale and kiuu wards	Provision of quality education		Employ more teachers in nursery schools to increase student teacher ratio		CGK	2018-2022	Education Gender Culture & Social services
Kirasha-salmac ECDE in Muchatha ward	Muchatha ward	Provision of quality education		Renovation of the classrooms and construct new classrooms and ablution blocks		CGK	2018-2022	Education Gender Culture & Social services
Gathanga nursery school	Muchatha ward	Provision of quality education		Renovation of the classrooms and construct new classrooms and		CGK	2018-2022	Education Gender Culture & Social services

Project Name/Location	Objectives	Targets	Description of Activities	Cost (Kshs.)	Source of funding	Timeframe	Implementing Agency
			ablution blocks				

Stalled Projects

Project Name	Location	Description of activities	Reasons for stalling
Kamirithu Rehabilitation centre	Limuru Central	Construction of a rehabilitation centre	Contractor abandoned site
Gatara playing Field	Gitaru ward	Level and plant grass	Inadequate funds
Kirenga playing field	Kirenga Ward	Level and plant grass	Misappropriation of funds
Muchatha nursery school	Muchatha ward	Construction of 2 classrooms were never completed	Lack of funding
Kirasha –salmac ECD	Kinale ward	Was never completed	Lack of funding

Sector Name: Trade, Tourism, Industry and Cooperative Development

On-going projects

Project Name	Location	Objectives	Targets	Description of Activities (Key Outputs)	Green Economy considerations	Cost (Kshs.)	Source of funding	Timeframe	Implementing Agency
Fencing of Rironi market	Limuru Central	Enhanced security		Construction works			CGK	2018-2022	Department of Trade, tourism, cooperative and enterprise development
Kamwangi market	Chania	Provide conducive and spacious working environment for traders		Upgrading and creation of more space			CGK	2018-2022	trade, tourism, cooperatives and enterprise development
Kinoo market	Kinoo	Provide development opportunities for business people		Construction of storeys and ablution block and cementing the			CGK	2018-2022	trade, tourism, cooperatives and enterprise development

				market floor					
--	--	--	--	--------------	--	--	--	--	--

New Project Proposals

Project Name/Location		Objectives	Targets	Description of Activities	Cost (Ksh s.)	Source of funding	Timeframe	Implementing Agency
Marketing of Agricultural products	County wide	Promote agriculture and increased income		Sourcing for markets in other Counties and abroad		CGK	2018-2022	Trade, tourism, cooperative and enterprise development
Promotion of cooperative societies	County wide	Promote new cooperative and reduction of dormant societies		Reviving dormant and registration of new cooperative societies		CGK	2018-2022	Trade, tourism, cooperative and enterprise development
Mapping and rehabilitation of tourist attraction sites	County wide	Promote tourism		Mapping and rehabilitation works		CGK	2018-2022	Trade, tourism, cooperative and enterprise development
Capacity building of Ting'ang'a bodaboda operators	Ting'ang'a	Empowerment of bodaboda operators		Trainings		CGK	2018-2022	Trade, tourism, cooperative and enterprise development
Construction of Cottage industries(PWD friendly , youth)	Ting'ang'a	Promote local industry		Construction works		CGK	2018-2022	Trade, tourism, cooperative and enterprise development
Ting'ang'a Juakali sheds	Ting'ang'a	Promote trade		Construction works		CGK	2018-2022	Trade, tourism, cooperative and enterprise development

Project Name/Location		Objectives	Targets	Description of Activities	Cost (Ksh s.)	Source of funding	Timeframe	Implementing Agency
Ting'ang'a bodaboda sheds	Ting'ang'a	Promote trade		Construction works		CGK	2018-2022	Trade, tourism, cooperative and enterprise development
Establish craft centres and workshops for PWDs ward	Ting'ang'a	PWDs empowerment		Construction works		CGK	2018-2022	Trade, tourism, cooperative and enterprise development
Upgrade Ting'ang'a market	Ting'ang'a	Promote trade		Construction works		CGK	2018-2022	Trade, tourism, cooperative and enterprise development
Establish of markets at Kiratina, Mutonya, Mwalimu farm, Gatong'ora and varsity ville	Gatong'ora	Promote trade		Construction works		CGK	2018-2022	Trade, tourism, cooperative and enterprise development
Construction of open air market	Uthiru	Promote trade		Construction works		CGK	2018-2022	Trade, tourism, cooperative and enterprise development
Uthiru bodaboda shed	Uthiru	Promote trade		Construction works		CGK	2018-2022	Trade, tourism, cooperative and enterprise development
Construction of cottage industries	Uthiru	Promote local industry		Construction works		CGK	2018-2022	Trade, tourism, cooperative and

Project Name/Location		Objectives	Targets	Description of Activities	Cost (Ksh s.)	Source of funding	Timeframe	Implementing Agency
								enterprise development
Limuru milk processing plant	Limuru Central	Increase milk shelf life		Rehabilitation works		CGK	2018-2022	Trade, tourism, cooperative and enterprise development
Modernize limuru market	Limuru Central	Promote trade		Construction works		CGK	2018-2022	Trade, tourism, cooperative and enterprise development
Limuru sanitary towel industry	Limuru Central	Promote local industry		Construction works		CGK	2018-2022	Trade, tourism, cooperative and enterprise development
Gateiguru bodaboda shed	Ngoliba	Promote trade		Construction works		CGK	2018-2022	Trade, tourism, cooperative and enterprise development
Upgrading of Ngoliba market	Ngoliba	Promote trade		Construction works		CGK	2018-2022	Trade, tourism, cooperative and enterprise development
Establishment of farmer's cooperative society	Ngoliba	Farmers' empowerment and marketing of farm produce		Establishment of cooperative society		CGK	2018-2022	Trade, tourism, cooperative and enterprise development
Magogoni	Ngoliba	Promote		Establish		CGK	2018-	Trade,

Project Name/Locaton		Objectives	Targets	Description of Activities	Cost (Ksh s.)	Source of funding	Timeframe	Implementing Agency
open air market		trade		community open air market			2022	tourism, cooperative and enterprise development
Maguguni Juakali Shed	Ngoliba	Promote trade		Construction works		CGK	2018-2022	Trade, tourism, cooperative and enterprise development
Nderi market	Sigona	To promote trade and self-employment		Construction of Nderi market		C.G. K	2018-2022	Trade, tourism, cooperative and enterprise development
kerwa market	Sigona	To promote trade		Double storeyed market		C.G. K	2018-2022	Trade, tourism, cooperative and enterprise development
Kigumo market	Komothai	To promote trade and revenue collection		Rehabilitation of Kigumo market		C.G. K	2018-2022	Trade, tourism, cooperative and enterprise development
Kibichoi open air market	Komothai	To promote economic growth		Construction of kibichoi open air market		C.G. K	2018-2022	Trade, tourism, cooperative and enterprise development
Watch tower at kijabe	kijabe ward	To attract more tourists		To construct a watch tower		C.G. K	2018-2022	Trade, tourism, cooperative and enterprise development

Project Name/Location		Objectives	Targets	Description of Activities	Cost (Ksh s.)	Source of funding	Timeframe	Implementing Agency
								nt
Juakali sheds	Komothai	Facilitate bodaboda business		Construct juakali sheds		C.G. K	2018-2022	Trade, tourism, cooperative and enterprise development
Kijabe and mang'u market structures for PWDS	Kijabe, Mangu	To promote PWDs economic status		Construct PWDs market facilities		C.G. K	2018-2022	Trade, tourism, cooperative and enterprise development
Kirai market	Mangu	To promote economic growth		Wall Fencing		C.G. K	2018-2022	Trade, tourism, cooperative and enterprise development
Gatukuyu market	Mangu	To promote economic growth		Wall Fencing		C.G. K	2018-2022	Trade, tourism, cooperative and enterprise development
Karuri market	Mangu	To promote economic growth		To be a banana collection point		C.G. K	2018-2022	Trade, tourism, cooperative and enterprise development
Modern markets Ha cereal-Mwihoko	Mwihoko	Promote trade	2 markets	Construction of new modern market		CGK	2018-2022	Trade, tourism, cooperative and enterprise development
Kwa Rufus-Bibirioni	Bibirioni							
New modern markets -	Theta	Promote	4	Construction of new		CGK	2018-	Trade, tourism,

Project Name/Locaton		Objectives	Targets	Description of Activities	Cost (Ksh s.)	Source of funding	Timeframe	Implementing Agency
Kimbo, Ndururumo, Junction and Ndaraca - Theta		trade	Markets	modern market			2022	cooperative and enterprise development
Erecting containers	Mwihoko road	To promote trade	1 ward	Construction of containers along Z corner road		CGK	2018-2022	Trade, tourism, cooperative and enterprise development
Karuri bus park and taxi parking bay	Karuri	To reduce congestion, ease operation and promote transport	1 ward	Expansion of bus park and taxi parking bay		CGK	2018-2022	Trade, tourism, cooperative and enterprise development
Mechanics, Shoe shiners and bodaboda sheds	Karuri stage Karuri	Improve working condition for mechanics, shoe shiners and bodaboda operators	3 sheds	Construction of mechanics, shoe shiners and bodaboda sheds		CGK	2018-2022	Trade, tourism, cooperative and enterprise development
Upgrading of markets Kibichoi, Gwa Kinyua, Karia and Gichinga markets	Karuri	Improve trade	4 markets	Upgrading markets		CGK	2018-2022	Trade, tourism, cooperative and enterprise development
Modern stalls Karuri stage	Karuri	Improve trade	One ward	Construction of modern stalls		CGK	2018-2022	Trade, tourism, cooperative and enterprise development
Public toilet Karuri	Karuri	Improve	1 urinal	Construction of urinal		CGK	2018-	Trade, tourism,

Project Name/Location		Objectives	Targets	Description of Activities	Cost (Ksh s.)	Source of funding	Timeframe	Implementing Agency
market		sanitation	block	block			2022	cooperative and enterprise development
Githiga open air market and Jua Kali sheds	. Githiga Ward	To promote economic growth and create employment to locals	1 market and Jua Kali shed.	Construction of proper market and jua kali sheds		CGK	2018-2022	Trade, tourism, cooperative and enterprise development
Kirenga Open Air Market	Kirenga Ward	To promote economic growth	1 market	Construction of a market		CGK	2018-2022	Trade, tourism, cooperative and enterprise development
Craft Centres in Kirenga ward at the Escarpment view point.	Kirenga Ward	To promote economic growth	1 craft centre	Construct a craft centre		CGK	2018-2022	Trade, tourism, cooperative and enterprise development
Bodaboda sheds	Kahawa Sukari Ward, Kire	To promote small scale enterprising		Construction of the sheds		CGK	2018-2022	Trade, tourism, cooperative and enterprise development
Jua Kali sheds	Kahawa Sukari Ward	To promote economic growth	1 in every shopping centre	Construct juakali sheds		CGK	2018-2022	Trade, tourism, cooperative and enterprise development
Kambaa market	Githiga Ward	To promote small scale enterprising and economic		To upgrade the market to a modern market		CGK	2018-2022	Trade, tourism, cooperative and enterprise development

Project Name/Location		Objectives	Targets	Description of Activities	Cost (Ksh s.)	Source of funding	Timeframe	Implementing Agency
		growth						nt
Gikambura market	Karai ward	Improve trading environment		Construction of a modern market		CGK	2018-2022	Trade, tourism, cooperative and enterprise development
Karai swamp and Njonjo forest	Karai ward	Promote tourism		Rehabilitation		CGK	2018-2022	Trade, tourism, cooperative and enterprise development
Saccos and Capacity building	Karai ward	Enhance enterprise development and cooperatives		Formation of Saccos and training		CGK	2018-2022	Trade, tourism, cooperative and enterprise development
Wangige and Mwimuto markets	Kabete ward	Improve trading environment		Construction of modern markets		CGK	2018-2022	Trade, tourism, cooperative and enterprise development
Gikuni maumau caves and falls	Kabete ward	Promote tourism		Rehabilitation		CGK	2018-2022	Trade, tourism, cooperative and enterprise development
Markets and businesses	Kabete ward	Inclusion and equity		<ul style="list-style-type: none"> Market space allocation to People with disability (PWDs) Waiver of business levies to PWDs 		CGK	2018-2022	Trade, tourism, cooperative and enterprise development
Market stalls	Biashara	Inclusion		70%		CGK	2018-	Trade,

Project Name/Location		Objectives	Targets	Description of Activities	Cost (Ksh s.)	Source of funding	Timeframe	Implementing Agency
	ward	and equity		allocation to residents			2022	tourism, cooperative and enterprise development
Mirimaini market and Juja town market	Juja ward	Improve trading environment		Construction of modern markets		CGK	2018-2022	Trade, tourism, cooperative and enterprise development
Industrial park (JKUAT)	Juja ward	Promote trade and enterprise development		Reviving the park		CGK	2018-2022	Trade, tourism, cooperative and enterprise development
Munyui-ini open air market	darugo	To increase market opportunities of traders	1no market	Construction and rehabilitation of munyui-ini market		KCG	2018-2022	Trade, tourism, cooperative and enterprise development
Kirangi open air market	darugo	To increase market opportunities of traders	1no market	Construction and rehabilitation of kirangi market		KCG	2018-2022	Trade, tourism, cooperative and enterprise development
Githunguri open air market	githunguri	To increase market opportunities of traders	1 market	Construction to completion of githunguri open air market		KCG	2018-2022	Trade, tourism, cooperative and enterprise development
Githunguri boda boda shed	githunguri	To create conducive environment for boda boda people	1 boda boda shed	Construction to completion of boda boda shed		KCG	2018-2022	Trade, tourism, cooperative and enterprise development

Project Name/Locaton		Objectives	Targets	Description of Activities	Cost (Ksh s.)	Source of funding	Timeframe	Implementing Agency
								nt
Promotion of Tourism	County wide	To promote tourism in the county		Mapping and Rahabilitation of all tourist sites in the county		KCG	2018-2022	Trade, tourism, cooperative and enterprise development
Promotion of Cooperatives societies	County wide	To promote cooperative societies in the county		Promotion of existing and registration of new cooperative societies in the county		CGK	2018-2022	Trade, tourism, cooperative and enterprise development
Gathanji boda boda shed	githunguri	To create conducive environment for boda boda people	1 boda boda shed	Construction to completion of boda boda shed		CGK	2018-2022	Trade, tourism, cooperative and enterprise development
Modern stalls around the githunguri stadium	Githunguri	To enhance trading activities in githunguri		Construction of modern stalls around githunguri stadium		CGK	2018-2022	Trade, tourism, cooperative and enterprise development
Jua kali shed	County wide	To promote jua kali sector		Construction of a jua kali sheds		CGK	2018-2022	Trade, tourism, cooperative and enterprise development
Boda boda shed	Murera	To create conducive environment for bada boda riders		Construction of boda boda shed at all boda boda stages		CGK	2018-2022	Trade, tourism, cooperative and enterprise development
Market facelifts	Thika township	To enhance trading		Facelift of markets to enhance		CGK	2018-2022	Trade, tourism, cooperative

Project Name/Locaton		Objectives	Targets	Description of Activities	Cost (Ksh s.)	Source of funding	Timeframe	Implementing Agency
		activities		trading activities				e and enterprise development
Kiganjo market	Thika township	To enhance trading activities		Construction of kiganjo market		CGK	2018-2022	Trade, tourism, cooperative and enterprise development
Promotion of jua kali products	Thika township	Promotion of locally produced goods		Capacity building and funding of jua kali artisans and farmers		CGK	2018-2022	Trade, tourism, cooperative and enterprise development
Ngoliba juakali sheds	Thika township	Promotion of creation of jobs		Construction of ngoliba jua kali sheds				Trade, tourism, cooperative and enterprise development
Kwamaiko Modern market	ngewa ward	Facilitate business opportunities and revenue collection. Create employment.	One modern market	Construction of modern market		CGK	2018-2022	Trade, tourism, cooperative and enterprise development
Kawaida Modern markets	Cianda ward	Facilitate business opportunities and revenue collection. Create employment.	One market	Construction of modern market		CGK	2018-2022	Trade, tourism, cooperative and enterprise development
Mbomboini market	Nachu	To promote trade and economic		Fencing and building of good market stalls		CGK	2018-2022	Trade, tourism, cooperative and

Project Name/Location		Objectives	Targets	Description of Activities	Cost (Ksh s.)	Source of funding	Timeframe	Implementing Agency
		development						enterprise development
Nachu-Ndacha market construction	Nachu	To promote trade and economic development		Construction of the market		CGK	2018-2022	Trade, tourism, cooperative and enterprise development
Kiawaroga market construction	Limuru East	To promote trade and economic development		Building market at Kiawaroga		CGK	2018-2022	Trade, tourism, cooperative and enterprise development
Moi market	Hospital	To promote trade		Construction of a modern market		CGK	2018-2022	Trade, tourism, cooperative and enterprise development
Jua kali shed construction	Hospital, Kinoo	To create a conducive business environment		Construction of sheds for hawkers, mechanics, traders and boda boda operators		CGK	2018-2022	Trade, tourism, cooperative and enterprise development
Kairi market	Chania	To enhance economic growth by creating employment		Constructing Kairi market		CGK	2018-2022	Trade, tourism, cooperative and enterprise development
Trading Centres	Makwa, Kairi, Magumu in Chania ward	Development of trading centres		Identifying areas and setting up trading centres		CGK	2018-2022	Trade, tourism, cooperative and enterprise development
Boda boda	Kagaa,	Providing		Constructing		CGK	2018-	Trade,

Project Name/Location		Objectives	Targets	Description of Activities	Cost (Ksh s.)	Source of funding	Timeframe	Implementing Agency
sheds	Iriaini, Kamucheg e in Kamburu ward	conducive working environment for boda boda operators		boda boda sheds			2022	tourism, cooperative and enterprise development
Gatamaiyu barrier	Kamburu	To limit exploitation of farmers by middlemen		Creation of a barrier to remit dairy milk and tea brokers/middlemen		CGK	2018-2022	Trade, tourism, cooperative and enterprise development
Regen market	Kinoo	To promote trade and provide a conducive working environment		Construction of a roof/shed and vendor's stands, ablution block and cementing the market floor		CGK	2018-2022	Trade, tourism, cooperative and enterprise development
Ruaka market	Ndenderu	To promote trade		Surveying and marking Upgrading of ruaka market		CGK	2018-2022	Trade, tourism, cooperative and enterprise development
Ndenderu Juakali shed	Ndenderu	To promote trade		Construction of juakali sheds at ndenderu junction		CGK	2018-2022	Trade/tourism, cooperatives and enterprise development
Kirigiti stadium trade fairs	Riabai	To promote trade		Revive trade fairs in kirigiti stadium		CGK	2018-2022	Trade/tourism, cooperatives and enterprise development
Kirigiti Markets shed	Riabai	To enhance trade		Renovation of kirigiti open air market		CGK	2018-2022	Trade/tourism, cooperatives and enterprise development
Riabai Juakali sheds	Riabai	To promote		construction of juakali		CGK	2018-2022	Trade/tourism,

Project Name/Location		Objectives	Targets	Description of Activities	Cost (Ksh s.)	Source of funding	Timeframe	Implementing Agency
		trade		sheds in Kirigiti market				cooperatives and enterprise development
Juja farm Juakali sheds	Kalimoni	To promote trade		construction of juakali sheds in Juja farm		CGK	2018-2022	Trade/tourism, cooperatives and enterprise development
Kiamwangi Juakali sheds	Kiamwangi	To promote trade		Construction of juakali sheds in Kiamwangi		CGK	2018-2022	Trade/tourism, cooperatives and enterprise development
Construction of kahuhu market	muguga ward	Improved trading environment for traders		Construction of shades, carpeting and drainage system		CGK	2018 - 2022	Trade/tourism, cooperatives and enterprise development
Construction of Githurai market	mwiki ward	Improved trading environment for traders		Construction of a storey market		CGK	2018 - 2022	Trade/tourism, cooperatives and enterprise development
Rehabilitation of Boma market	Ndeiya	Improved trading environment for traders		Construction of a storey market		CGK	2018 - 2022	Trade/tourism, cooperatives and enterprise development
Construction of modern kiosks around githurai stage	mwiki ward	- Increased trading space -reduced street hawking		Construction of modern kiosks		CGK	2018 - 2022	Trade/tourism, cooperatives and enterprise development
Construction of modern kiosk around thika stadium	thika township	-Increased trading space – reduced		Construction of modern kiosks		CGK	2018 - 2022	Trade/tourism, cooperatives and

Project Name/Locaton		Objectives	Targets	Description of Activities	Cost (Ksh s.)	Source of funding	Timeframe	Implementing Agency
		street hawking						enterprise development
Revival of local industries owned by cooperatives Societies	Thika township	-to create employment - increased market local raw materials		-offsetting debts owned by those industries -giving subsidies to the upcoming industries		CGK	2018 - 2022	Trade/tourism, cooperatives and enterprise development
Exploration and marketing of mwanawaru huhu, ihigamuthuri, ngurunga and ihigaria guooya tourist sites	Ndeiya	Increased local and international tourism		-opening access to the sites, marketing the sites both locally nationally and internationally		CGK	2018 - 2022	Trade/tourism, cooperatives and enterprise development
Section 9 mugumo tree historical site	Thika township	Increased local and international tourism		Marketing the site		CGK	2018 - 2022	Trade/tourism, cooperatives and enterprise development
Promote local tourism	Thika township	Increased tourism activities		Organising programmes and events that promote local tourism		CGK	2018 - 2022	Trade/tourism, cooperatives and enterprise development
Modern market at Kiganjo and nyathuna ward	Kiganjo ward	Improve trade at the ward	One market	Upgrading the market		CGK	2018-2022	Trade/tourism, cooperatives and enterprise development
Nyathuna Modern market	Nyathuna ward	Improve trade at the ward	One market	Upgrading the market		CGK	2018-2022	Trade/tourism, cooperatives and enterprise development

Project Name/Location		Objectives	Targets	Description of Activities	Cost (Ksh s.)	Source of funding	Timeframe	Implementing Agency
Construct Fresh produce market in Nyathuna ward	nyathuna ward	Increased market for agricultural produce Increased household income	Construction of produce market	Market construction		CGK	2018-2022	Trade/tourism, cooperatives and enterprise development
Fence Nyathuna market	Nyathuna ward	Improve the security of the market	Fence the market	Fence round the market		CGK	2018-2022	Trade/tourism, cooperatives and enterprise development
Kiganjo Market stage	Kiganjo ward	Enable proper and organized market	1 stage	Build a stage at Kiganjo ward		CGK	2018-2022	Trade/tourism, cooperatives and enterprise development
Nyathuna Local sites	Nyathuna	Enhance the growth in business and job creation	1 site	Provide funds for the development of sites i.e. the caves and dams		CGK	2018-2022	Trade/tourism, cooperatives and enterprise development
Construction of toilet in rivaroli,kihara market	kihara	Improve sanitation		Construction of toilet		CGK	2018-2022	Trade Tourism Cooperatives &Enterprise development
Witethie market construction	Witeithie	Promote trade		market construction		CGK	2018-2022	Trade Tourism Cooperatives &Enterprise development
Gakoe market	Githoboko	Promote		market		CGK	2018-	Trade Tourism

Project Name/Location		Objectives	Targets	Description of Activities	Cost (Ksh s.)	Source of funding	Timeframe	Implementing Agency
construction	ni	trade		construction			2022	Cooperatives & Enterprise development
mbichimarket construction	Githobokoni	Promote trade		market construction		CGK	2018-2022	Trade Tourism Cooperatives & Enterprise development
Construction of manjiri market	Ngecha /tigoni	Promote trade		market construction		CGK	2018-2022	Trade Tourism Cooperatives & Enterprise development
Construction of upper kihara /karia market	Kihara	Promote trade		market construction		CGK	2018-2022	Trade Tourism Cooperatives & Enterprise development
Kwanyeki bodaboda shed	Witethie	Provide a conducive environment for bodaboda operators		Construction of shed		CGK	2018-2022	Trade Tourism Cooperatives & Enterprise development
sokomjinga Market construction	Witethie	Promote trade		Market construction		CGK	2018-2022	Trade Tourism Cooperatives & Enterprise development

Project Name/Location		Objectives	Targets	Description of Activities	Cost (Ksh s.)	Source of funding	Timeframe	Implementing Agency
Buiding public gallery at new juakali area	Ngecha /tigoni	Promote trade		Construction of a hall		CGK	2018-2022	Trade Tourism Cooperatives &Enterprise development
Construction of Cottage industries	County wide	Promote local industry		Construction of cottage industries		CGK	2018-2022	Trade Tourism Cooperatives &Enterprise development
Revive dormant saccos such as limuru dairy sacco,3G	County wide	Farmer's empowerment		Revive dormant saccos		CGK	2018-2022	Trade Tourism Cooperatives &Enterprise development
Formation dairy cooperative ,bodaboda, horticulture and business cooperatives	County wide	Farmers', bodaboda operators and business men empowerment		Formation of saccos and cooperatives		CGK	2018-2022	Trade Tourism Cooperatives &Enterprise development
Thogoto modern market	Kikuyu	Promote trade		Construction of markets		CGK	2018-2022	Trade Tourism Cooperatives &Enterprise development
Pineapple processing plant	Gituamba	To help in marketing and value addition		Establishment of the cooperative		CGK	2018-2022	Trade Tourism Cooperatives &Enterprise developme

Project Name/Location		Objectives	Targets	Description of Activities	Cost (Ksh s.)	Source of funding	Timeframe	Implementing Agency
								nt
Gatuanyaga Modern market	Gatuanyaga	Promote trade		Construction of a market at gatuanyaga center		CGK	2018-2022	Trade Tourism Cooperatives & Enterprise development
Juakali sheds	Gatuanyaga	To create a conducive business environment		Construction of sheds		CGK	2018-2022	Trade Tourism Cooperatives & Enterprise development
Soko- mjinga market	Kinale	Promote trade		Construct a modern market at Soko-mjinga to improve farmers lives		C.G. K	2018-2022	Trade Tourism Cooperatives & Enterprise development
Muchatha market	Muchatha ward	Promote trade		Construct a modern market at Soko-mjinga to improve farmers lives		C.G. K	2018-2022	Trade Tourism Cooperatives & Enterprise development
Bodaboda sheds	Kamenu and kiuu wards	Provide conducive environment for bodaboda operators		Construct motorcycle sheds to improve youths lives		C.G. K	2018-2022	Trade Tourism Cooperatives & Enterprise development
Jua kali sheds	Kamenu and kiuu wards	To create a conducive business environment		Construction of sheds for hawkers, mechanics, traders and boda		CGK	2018-2022	Trade Tourism Cooperatives & Enterprise

Project Name/Location	Objectives	Targets	Description of Activities	Cost (Ksh s.)	Source of funding	Timeframe	Implementing Agency
	nt		operators				development

Stalled Projects

Project Name	Location	Description of activities	Reasons for stalling
Muthure Market	Gitaru ward	Fencing of the market and launch the market	Lack of enough funds

Sector Name: Youth Affairs, Sports, ICT and Communication

On-going projects

Project Name	Location	Objectives	Targets	Description of Activities (Key Outputs)	Green Economy considerations	Cost (Ksh s.)	Source of funding	Timeframe	Implementing Agency
Biashara fund (County wide)	County wide	Empower Youth, Women and PWDs		Provision of more fund			CGK	2018-2022	Youth, sports and communications
Capacity building of youths	County wide	Youth empowerment		Trainings			CGK	2018-2022	Youth, sports and communications
Kamunyonge stadium	Ting'ang'a	Promote sporting activities		Complete stadium			CGK	2018-2022	Youth, sports and communications

New Project Proposals

Project Name/Location	Objectives	Targets	Description of Activities	Cost (Ksh s.)	Source of funding	Timeframe	Implementing Agency
Construction of ICT centres/Hubs with WIFI connections in every ward	Promote ICT		Construction works		CGK	2018-2022	Youth, sports and communication
Ting'ang'a sports Academy	Promote sporting skills	1	Construction works		CGK	2018-2022	Youth, sports and communic

Project Name/	Location	Objectives	Targets	Description of Activities	Cost (Ksh s.)	Source of funding	Timeframe	Implementing Agency
								ation
Ting'ang'a talent Academy(PWD friendly)	Ting'ang'a	Tap talents	1	Construction works		CGK	2018-2022	Youth, sports and communication
Youth tournaments and Purchase of sports equipment	Uthiru	Promote sporting activities	1	Hold tournaments Purchase of equipment		CGK	2018-2022	Youth, sports and communication
Tarambana Playing ground	Limuru Central	Promote sporting activities	1	Provision of playing ground		CGK	2018-2022	Youth, sports and communication
Limuru Stadium	Limuru Central	Promote sporting activities	1	Provision of playing ground		CGK	2018-2022	Youth, sports and communication
Ngoliba sports ground	Ngoliba	Promote sporting activities	1	Provision of playing ground		CGK	2018-2022	Youth, sports and communication
Refurbishment of playing ground at Kwihota primary and Mwalimu farm	Gatong'ora	Promote sporting activities	1	Provision of playing ground		CGK	2018-2022	Youth, sports and communication
Recreational centres in all wards	Kijabe, Sigona, Komot hai, Mangu	To promote diverse talents		Construction of recreational centres		CGK	2018-2022	Youth, sports and communication
Ict centres in all wards	Kijabe, Sigona, Komot hai, Mangu	To promote digital education		Construction of ICT centres		CGK	2018-2022	Youth, sports and communication
Sports stadiums in all wards	Kijabe, Sigona, Komot hai, Mangu	To promote sports		Rehabilitate sports stadiums		CGK	2018-2022	Youth, sports and communication
Rehabilitation centres in all wards	Kijabe, Sigona, Komot hai,	To curb drug abuse		Construct rehabilitation centers		CGK	2018-2022	Youth, sports and communication

Project Name/	Location	Objectives	Targets	Description of Activities	Cost (Ksh s.)	Source of funding	Timeframe	Implementing Agency
	Mangu							
Sports kits in all wards	Kijabe, Sigona, Komot hai, Mangu	To encourage sports among youths		Supply of sports kits		CGK	2018-2022	Youth, sports and communication
Talent centres	Mwiho ko Karuri	To expose the youth and tap talents	2 wards	Construction of talent center		CGK	2018-2022	Youth, sports and communication
Leveling of playground	Mwiho ko Theta Kinyogori high school-Bibirioni	To promote sports	2 playgrounds in each ward	Leveling of playground		CGK	2018-2022	Youth, sports and communication
Bibirioni resource center	Bibirioni	To empower the youth through improved access to information	One resource center	Construct and fully equip a resource center at St. Bosco polytechnic		CGK	2018-2022	Youth, sports and communication
Construction /renovation of stadiums	Theta Bibirioni, Karuri Mwiho ko	Promote sports	modern stadiums in all wards	Construction/renovation of stadium		CGK	2018-2022	Youth, sports and communication
Public notice board	Kwa Rufus - Bibirioni Theta, Karuri Mwiho ko wards	Enhance effective communication on county matters and undertakings	Designate easily accessible notice boards	Erection of Public notice board at designated places		CGK	2018-2022	Youth, sports and communication
Kanjeru	Gitaru	To	Rehabilit	Fence the		CGK	2018-	Youth,

Project Name/	Location	Objectives	Targets	Description of Activities	Cost (Ksh s.)	Source of funding	Timeframe	Implementing Agency
Stadium	Ward	promote sports and engage youth to discourage idleness	ate the stadiums	stadium and plant grass.			2022	sports and communication
Kirenga stadium	Kirenga Ward	To promote sports and engage youth to discourage idleness	Rehabilitate the stadiums	Fence the stadium and plant grass.		CGK	2018-2022	Youth, sports and communication
Gatara Primary school play ground	Gitaru	Promote sports among youth and the school kids		Plant grass and level the field		CGK	2018-2022	Youth, sports and communication
Sports based facilities for outdoor and indoor games in all wards	All Wards	To promote sports and talent		Set up facilities that promote indoor and outdoor activities		CGK	2018-2022	Youth, sports and communication
Tournaments and paralympic activities	All Wards	Promote sports and curb crime activities among youths		Conduct and support paralympic activities		CGK	2018-2022	Youth, sports and communication
Rehabilitation centre at Kahawa Sukari Ward	Kahawa Sukari Ward	Keep youths away from alcohol and substance abuse		Establish one rehabilitation centre		CGK	2018-2022	Youth, sports and communication
Capacity building and employment	Karai ward, Kabete ward, Biashara ward, Juja ward	Enhance the capacity of the youths and employment		<ul style="list-style-type: none"> • Trainings e.g. on financial education • Empowerment through funds like Biashara fund • Job creation, exposure to skills • Casual work on roads when being done 		CGK	2018-2022	Youth, sports and communication
Gikambura stadium	Karai ward	Improve sporting activities		<ul style="list-style-type: none"> • Provide sitting stands and changing rooms 		CGK	2018-2022	Youth, sports and communication

Project Name/	Location	Objectives	Targets	Description of Activities	Cost (Ksh s.)	Source of funding	Timeframe	Implementing Agency
				<ul style="list-style-type: none"> • Floodlighting • Put up a perimeter fence • Maintenance of the carpet • Piping water into the stadiums • Lifting the walls on the goal posts sides 				ation
Racing tracks and skating sports at Karai swamp conservation programme	Karai ward	Enhance sporting activities		<ul style="list-style-type: none"> • Develop racing tracks and skating 		CGK	2018-2022	Youth, sports and communication
ICT resource centre at Gikambura market	Karai ward	Increase access to information		Construction and equipping of a resource centre		CGK	2018-2022	Youth, sports and communication
Talent academy	Kabete ward, Karai ward	Development of talents		Establishing a talent academy		CGK	2018-2022	Youth, sports and communication
Kanjeru stadium	Kabete ward	Improve sporting activities		Rehabilitation and maintenance		CGK	2018-2022	Youth, sports and communication
Information flow and publicity	Kabete ward, Biashara ward, Juja ward	Improve information flow and communication		<ul style="list-style-type: none"> • Enhance communication and information flow • Extensive publicity 		CGK	2018-2022	Youth, sports and communication
Fibre optic cable and ICT hubs	Kabete ward, Juja ward	Enhance use of ICT		<ul style="list-style-type: none"> • Connection of fibre optic cable to the villages • Create ICT hubs 		CGK	2018-2022	Youth, sports and communication
Civic education/engagement	Biashara ward, Juja ward	Improve public awareness and participation		Hold civic education forums		CGK	2018-2022	Youth, sports and communication
Suggestion boxes	Biashara ward	Improve feedback		Put up suggestion box		CGK	2018-2022	Youth, sports and

Project Name/	Location	Objectives	Targets	Description of Activities	Cost (Ksh s.)	Source of funding	Timeframe	Implementing Agency
		mechanisms		at the sub county offices				communication
Sports activities	Juja ward	Improve sporting activities		<ul style="list-style-type: none"> • Continuous engagement in sport leagues for longer periods • Exploiting all kinds of games not only football • Financial support to sport teams • Sensitization the sports law/act to ensure alignment • Training of referees officials, coaches and have them certified • Investing in national trials • Invest in disability sports 		CGK	2018-2022	Youth, sports and communication
Stadium and playing fields	Juja ward	Improve sporting activities		<ul style="list-style-type: none"> • Build a stadium, engage in public private partnership with clubs like Wadidegla to build an international stadia • Playing fields e.g. in schools 		CGK	2018-2022	Youth, sports and communication
Biashara fund	County wide	To provide capital to youth women and people living with disability		Establishment of a fund		CGK	2018-2022	Youth, sports and communication

Project Name/	Location	Objectives	Targets	Description of Activities	Cost (Ksh s.)	Source of funding	Timeframe	Implementing Agency
playing fields	County wide	To promote sports in the county		Rehabilitation of existing public playing fields in the county		CGK	2018-2022	Youth, sports and communication
Indoor games	County wide	To promote sports in the county		Construction of indoor arenas in all the sub counties		CGK	2018-2022	Youth, sports and communication
Sports academy	githunguri	To promote sports in the county		Construction and equipping of sports academy		CGK	2018-2022	Youth, sports and communication
Indoor sports auditorium	githunguri	To promote sports in the county		Construction of indoor sports auditorium		CGK	2018-2022	Youth, sports and communication
Murera play ground	murera	To promote sports in the county		Levelling of murera playground		CGK	2018-2022	Youth, sports and communication
Indoor sporting arena	Thika township	To promote sporting activities		Establishment of sport based facilities/theatre for indoor/outdoor sports		CGK	2018-2022	Youth, sports and communication
Recreational facility in cianda ward	Cianda ward	To promote sports		Construction of recreational facility		CGK	2018-2022	Youth, sports and communication
Modern library and ICT centre in cianda ward	Cianda ward	Equip youth with more skills		Construction of modern library and ICT centre		CGK	2018-2022	Youth, sports and communication
Kawaida stadiums	Cianda ward	To Promote sports		Renovation of stadium		CGK	2018-2022	Youth, sports and communication
Youth funds in cianda ward	Cianda ward	Empower youths		Increase youth funds		CGK	2018-2022	Youth, sports and communication
Kimunyu stadium	Ng'enda	To promote sport		Leveling the ground		CGK	2018-2022	Youth, sports and communication

Project Name/	Location	Objectives	Targets	Description of Activities	Cost (Ksh s.)	Source of funding	Timeframe	Implementing Agency
	Ward	activities						ation
Recreational facility in ngenda ward	Ng'enda Ward	To promote sports		Construction of recreational facility		CGK	2018-2022	Youth, sports and communication
Youth funds in ngenda ward	Ng'enda Ward	Empower youths		Increase youth funds		CGK	2018-2022	Youth, sports and communication
Recreational facility in ngewa ward	Ngewa ward	To promote sports		Construction of recreational facility		CGK	2018-2022	Youth, sports and communication
ngewa play field	Ngewa ward	To Promote sports		Renovation of the play field		CGK	2018-2022	Youth, sports and communication
Youth funds in ngewa ward	Ngewa ward	Empower youths		Increase youth funds		CGK	2018-2022	Youth, sports and communication
Ndumberi Recreational facility	Ndumberi ward	To promote sports		Construction of recreational facility		CGK	2018-2022	Youth, sports and communication
Ndumberi stadium	Ndumberi ward	To Promote sports		Renovation of stadium		CGK	2018-2022	Youth, sports and communication
Youth funds in ndumberi ward	Ndumberi ward	Empower youths		Increase youth funds		CGK	2018-2022	Youth, sports and communication
lussigetti play ground	Nachu	To enhance sport activities		Levelling and fecing of d		CGK	2018-2022	Youth, sports and communication
play grounds	Kahawa Wenda ni	To enhance sport activities		setting of play grounds		CGK	2018-2022	Youth, sports and communication
play ground	Kahawa Wenda	To enhance sport		setting of play grounds		CGK	2018-2022	Youth, sports and

Project Name/	Location	Objectives	Targets	Description of Activities	Cost (Ksh s.)	Source of funding	Timeframe	Implementing Agency
	ni	activities						communication
play ground	Limuru East	To enhance sport activities		setting of play grounds together with levelling of school playground at rongai primary and Kiawaroga		CGK	2018-2022	Youth, sports and communication
Kamburu Stadium	Kamburu	To promote sports and empower the youth		Developing the stadium		CGK	2018-2022	Youth, sports and communication
Community Field/ pitch	Kinoo	Enhancing sports and other games		Construct a communal field at Mama Ngina Primary land		CGK	2018-2022	Youth, sports and communication
Establish youth revolving fund	Ndenderu	To empower youths		Establishment of a youth revolving fund		CGK	2018-2022	Youth, sports and communication
Establish youth revolving fund	Kalimoni	To empower youths		Establishment of a youth revolving fund		CGK	2018-2022	Youth, sports and communication
Establish youth revolving fund	Riabai	To empower youths		Establishment of a youth revolving fund		CGK	2018-2022	Youth, sports and communication
Establish youth revolving fund	Kiamwangi	To empower youths		Establishment of a youth revolving fund		CGK	2018-2022	Youth, sports and communication
Muya polytechnic playing ground	Ndenderu	To promote sports		Designating a playing ground for Muya polytechnique		CGK	2018-2022	Youth, sports and communication
Juja farm playing ground	Kalimoni	To promote sports		Establish a playing field in Juja farm		CGK	2018-2022	Youth, sports and communication
Kirigiti stadium	Riabai	To promote sports		Rehabilitation of Kirigiti stadium		CGK	2018-2022	Youth, sports and communication

Project Name/	Location	Objectives	Targets	Description of Activities	Cost (Ksh s.)	Source of funding	Timeframe	Implementing Agency
Riabai social hall	Riabai	To provide a recreational facility for community		Construction of a social hall in riabai ward		CGK	2018-2022	Youth, sports and communication
Kalimoni social hall	Kalimoni	To provide a recreational facility for community		Constructions of social hall		CGK	2018-2022	Youth, sports and communication
Expansion of biashara fund	County wide	Increase access to affordable credit facilities		Allocate more funds		CGK	2018 - 2022	Youth, sports and communication
Establishment of ICT hubs with free wifi	County wide	Increased knowledge on ICT Increased online jobs creation		Construction and equipping the ICT hubs		CGK	2018 - 2022	Youth, sports and communication
Maintenance of existing county stadiums	County wide	To promote sporting activities		Maintenance of the county existing major stadiums		CGK	2018 - 2022	Youth, sports and communication
County organised and funded Talents shows	County wide	To identify and tap the existing talents		Organising and funding the talents shows		CGK	2018 - 2022	Youth, sports and communication
County organised and funded sport competitions and tournaments	County wide	To promote sporting activities		Organising and funding		CGK	2018 - 2022	Youth, sports and communication
Kiganjo Youth empowerment center	Kiganjo ward	To equip the youths with skills	All youths	Construct center to engage the youths		CGK	2018-2022	Youth, sports and communication
Kiringari Stadium	Nyathuna ward, kiringari	Promote sports	Complete stadium	Construction of a stadium		CGK	2018-2022	Youth, sports and communication

Project Name/	Location	Objectives	Targets	Description of Activities	Cost (Ksh s.)	Source of funding	Timeframe	Implementing Agency
Ikinu sports , recreational and rehabilitation centre	Ikinu ward	Improve youths engagement and tapping of talent as well as keep youths off drugs	Complete sports recreation and rehabilitation centre	Establish 1 sports and recreation academy		CGK	2018-2022	Youth, sports and communication
Mundoro Stadiums at Kiganjo polytechnic	Kiganjo ward	Improve youths engagement and tapping of talent as well as keep youths off drugs	2 complete stadiums	Construction of an stadium at the Kiganjo polytechnic and Mundoro		CGK	2018-2022	Youth, sports and communication

Sector Name: Agriculture Livestock and Fisheries

On-going projects

Project Name	Location	Objectives	Targets	Description of Activities (Key Outputs)	Green Economy considerations	Cost (Ksh s.)	Source of funding	Timeframe	Implementing Agency
Disease and pest control	County wide	Increased agricultural productivity		Provision of drugs			CGK	2018-2022	Department of Agriculture livestock and fisheries
Animal Disease control	County wide	Increased livestock productivity		Provision of drugs			CGK	2018-2022	Department of Agriculture livestock and fisheries
Capacity building of farmers	County wide	Farmer's empowerment		Trainings			CGK	2018-2022	Department of Agriculture livestock and fisheries
Provisio	County	Increased		Provisio			CGK	2018-	Departmen

n of quality livestock breeds and feeds	wide	livestock productivity		n of quality breeds and feeds				2022	t of Agriculture livestock and fisheries
Irrigation project at Mutonya, Gatong'ora, Mwalimu farm and Gikumar i	Gatong'ora	Promote agriculture		Laying of pipes			CGK	2018-2022	Department of Agriculture livestock and fisheries

New Project Proposals

Project Name/	Location	Objectives	Targets	Description of Activities	Cost (Kshs.)	Source of funding	Timeframe	Implementing Agency
Subsidized farm inputs	County wide	Enhanced food security		Provision of affordable farm inputs		CGK	2018-2022	Department of Agriculture livestock and fisheries
Value addition	County wide	Promotion of processing of agricultural products		processing of agricultural products		CGK	2018-2022	Department of Agriculture livestock and fisheries
Fish farming program	County wide	Promote fish farming		Construction, stocking of fish ponds and provision of feeds		CGK	2018-2022	Department of Agriculture livestock and fisheries
Installation of green houses in all wards	County wide	Enhanced food security		Installation of green houses		CGK	2018-2022	Department of Agriculture livestock and fisheries
Establish farm input centre	County wide	Increase access to farm inputs		Construction works		CGK	2018-2022	Department of Agriculture livestock and

Project Name/	Location	Objectives	Targets	Description of Activities	Cost (Ks hs.)	Source of funding	Timeframe	Implementing Agency
								fisheries
Soil testing labs	County wide	Increase farm productivity		Construction works		CGK	2018-2022	Department of Agriculture livestock and fisheries
Animal feeds factory	County wide	Reduced cost of processing animal feeds		Construction works		CGK	2018-2022	Department of Agriculture livestock and fisheries
AI services	County wide	Improved animal breeding		Provision of veterinary services		CGK	2018-2022	Department of Agriculture livestock and fisheries
Kagongo irrigation project	Ting'ang'a	Provision of water for irrigation		Piping of irrigation water from Kagongo borehole		CGK	2018-2022	Department of Agriculture livestock and fisheries
Establishment of high productive crops (Mushroom, strawberries etc)	Ting'ang'a	Enhanced food security		Cultivation of high yield crops		CGK	2018-2022	Department of Agriculture livestock and fisheries
Dairy goat farming, pig farming and indigenous poultry keeping program	Ting'ang'a Ngoliba	Promote livestock farming and food security		Livestock farming		CGK	2018-2022	Department of Agriculture livestock and fisheries
Staff capacity building	Ting'ang'a	Enhanced extension skills		Trainings		CGK	2018-2022	Department of Agriculture livestock and fisheries
Draft livestock policy	Gatong'ora	Control transcounty livestock		Drafting of policy		CGK	2018-2022	Department of Agriculture

Project Name/	Location	Objectives	Targets	Description of Activities	Cost (Ks hs.)	Source of funding	Timeframe	Implementing Agency
								livestock and fisheries
Uthiru irrigation project	Uthiru	Promote agriculture		Installation of Pipes		CGK	2018-2022	Department of Agriculture livestock and fisheries
Ngoliba irrigation project	Ngoliba	Provision of water for irrigation		Laying of pipes		CGK	2018-2022	Department of Agriculture livestock and fisheries
Dairy goat and rabbit farming in Ngoliba	Ngoliba	Enhanced food security		Dairy goat and Rabbit keeping		CGK	2018-2022	Department of Agriculture livestock and fisheries
Ngoliba hatchery	Ngoliba	Provision of quality livestock breed		Construction works		CGK	2018-2022	Department of Agriculture livestock and fisheries
Animal Feed mixer	Ngoliba	Provision of quality chicken and pig feed formula		Procurement and installation of feed mixer		CGK	2018-2022	Department of Agriculture livestock and fisheries
Milk cooler at Ngoliba, Magogoni	Ngoliba	Preservation of milk		Installation of milk coolers		CGK	2018-2022	Department of Agriculture livestock and fisheries
Cassava, millet and katumani farming	Ngoliba	Enhanced food security		Introduction of Cassava, millet and katumani plants		CGK	2018-2022	Department of Agriculture livestock and fisheries
Establish Farmers' fund	Ngoliba	Provision of funds to farmers		Loaning of funds		CGK	2018-2022	Department of Agriculture

Project Name/	Location	Objectives	Targets	Description of Activities	Cost (Ks hs.)	Source of funding	Timeframe	Implementing Agency
								re livestock and fisheries
Rehabilitation of cattle dips	Ngoliba	Control of animal disease control		Rehabilitation works		CGK	2018-2022	Department of Agriculture livestock and fisheries
Thamanda milk cooling and processing plant	Sigona	To promote dairy farming		Installation of milk processors		C.G. K	2018-2022	Department of Agriculture livestock and fisheries
Vegetable driers at kijabe	Kijabe	To Promote food security		Procure vegetable driers		C.G. K	2018-2022	Department of Agriculture livestock and fisheries
Kijabe, Komothai, and mangu milk coolers Plants, Pasteurizers and back-up generators	Kijabe,,Komothai and Mangu wards	To promote dairy farming and household income for the farmers.		Install milk cooling plants with higher capacity(10 000 ltrs) in each ward		C.G. K	2018-2022	Department of Agriculture livestock and fisheries
Plant coolers in all wards	Kijabe,Sigona, Komothai and Mangu wards	To prevent harvest loss and improve food security		Purchase of plant coolers		C.G. K	2018-2022	Department of Agriculture livestock and fisheries
Fertilizer depot at komothai	Komothai	Easy way for farmers to access fertilizes		Construct a depot		C.G. K	2018-2022	Department of Agriculture livestock and fisheries
Agricultural disaster funds	Kijabe	To improve food security in cold regions		Provision of disaster funds		C.G. K	2018-2022	Department of Agriculture livestock and

Project Name/	Location	Objectives	Targets	Description of Activities	Cost (Ks hs.)	Source of funding	Timeframe	Implementing Agency
								fisheries
Kerwa farmers training centre	Sigona	To enhance extension services to all farmers		Construction of a training centre		C.G. K	2018-2022	Department of Agriculture livestock and fisheries
Coffee weighing machine	Komothai	To increase farmers income		Provision of digitized weighing machines		C.G. K	2018-2022	Department of Agriculture livestock and fisheries
Extension officers' office	Mwihoko	To improve service delivery	1 office	Construction of office		CGK	2018-2022	Department of Agriculture livestock and fisheries
Installation of pasteurizer and yoghurt making equipment Bibirioni dairy	Bibirioni	To increase household income from dairy farming	Bibirioni dairy	Procurement and installation of pasteurizer and yoghurt making equipment		CGK	2018-2022	Department of Agriculture livestock and fisheries
Bibirioni horticulture unit/grading sheds	Bibirioni	Increase agricultural productivity	Zuri bloom farmers-Bibirioni	Formalizing grading area (HCDA) Construction of grading sheds		CGK	2018-2022	Department of Agriculture livestock and fisheries
Hash avocado trees project	Bibirioni	Increase production	Salama fresh fruits-Bibirioni	Procurement of hash avocado trees		CGK	2018-2022	Department of Agriculture livestock and fisheries
Apple and avocado tree nursery	Karuri	Increase production	One ward	Establish tree nursery		CGK	2018-2022	Department of Agriculture livestock and fisheries

Project Name/	Location	Objectives	Targets	Description of Activities	Cost (Ks hs.)	Source of funding	Timeframe	Implementing Agency
Rehabilitation of cattle dips	Karuri	Disease control	1 ward	Rehabilitate cattle dip		CGK	2018-2022	Department of Agriculture livestock and fisheries
Disease and pest control	Karai ward	Improve agricultural and livestock productivity		<ul style="list-style-type: none"> • Extension services and research • Capacity building to farmers • Provision of pesticides • Soil testing 		CGK	2018-2022	Department of Agriculture livestock and fisheries
Climate change adaptation	Karai ward, Juja ward	Improve productivity		Alternative crop farming		CGK	2018-2022	Department of Agriculture, Livestock and Fisheries
Green house farming	Karai ward. Kabete ward	Improve crop productivity		Provision and construction of the green houses		CGK	2018-2022	Department of Agriculture, Livestock and Fisheries
Grading station, research and resource centre	Kabete ward	Improve quality of agricultural produce		Establish a grading station for agricultural produce; research and resource centre		CGK	2018-2022	Department of Agriculture, Livestock and Fisheries
Riu and Karai Swamp dams	Karai ward	Improve irrigation		Completion of the dams		CGK	2018-2022	Department of Agriculture, Livestock and Fisheries
Kiaora irrigation	Juja ward	Improve irrigation		Revival and completion		CGK	2018-	Department of

Project Name/	Location	Objectives	Targets	Description of Activities	Cost (Ks hs.)	Source of funding	Timeframe	Implementing Agency
water project		and agricultural productivity		of the projects			2022	Agriculture, Livestock and Fisheries
Preservation of animal feeds and fodder	Karai ward	Improve livestock productivity		Education on preservation and silage system		CGK	2018-2022	Department of Agriculture, Livestock and Fisheries
Market for poultry and poultry product	Karai ward	Enhance access to market		Provision and linkage to markets		CGK	2018-2022	Department of Agriculture, Livestock and Fisheries
Market and abattoir for pigs	Juja ward	Enhance access to market		Provision and linkage to markets Construction of an abattoir		CGK	2018-2022	Department of Agriculture, Livestock and Fisheries
Pasteurization machine at Gikambura diary	Karai ward	Preserve milk		Installation of a milk pasteurization machine		CGK	2018-2022	Department of Agriculture, Livestock and Fisheries
Dairy goats	Karai ward	Improve milk production		Provision of dairy goats		CGK	2018-2022	Department of Agriculture, Livestock and Fisheries
Cattle breed	Karai ward	Improve livestock productivity		Provision of improved breed of cattle		CGK	2018-2022	Department of Agriculture, Livestock and Fisheries

Project Name/	Location	Objectives	Targets	Description of Activities	Cost (Ks hs.)	Source of funding	Timeframe	Implementing Agency
								Fisheries
Free ranching cattle control	Juja ward	Control diseases and competition for pasture land		Control and regulation		CGK	2018-2022	Department of Agriculture, Livestock and Fisheries
A.I services	Karai ward	Improve livestock productivity		Provision of affordable A.I services and more field officers		CGK	2018-2022	Department of Agriculture, Livestock and Fisheries
Control of stray dogs	Biashara ward	Reduces incidences of diseases		Baiting of stray dogs		CGK	2018-2022	Department of Agriculture, Livestock and Fisheries
Fish ponds	Karai ward	Promote fish farming		<ul style="list-style-type: none"> • Construction of fish ponds • Educating farmers on fish farming 		CGK	2018-2022	Department of Agriculture, Livestock and Fisheries
Agribusiness	Juja ward	Promote agriculture		Capacity building on agribusiness		CGK	2018-2022	Department of Agriculture, Livestock and Fisheries
Extension services	Juja ward	Improve agricultural and livestock productivity		<ul style="list-style-type: none"> • Intensify on extension services • Establish baseline data on the number of farmers 		CGK	2018-2022	Department of Agriculture, Livestock and Fisheries
Value	Juja ward	Improve		• Capacity		CGK	2018-	Department

Project Name/	Location	Objectives	Targets	Description of Activities	Cost (Ks hs.)	Source of funding	Timeframe	Implementing Agency
addition and linkages		agricultural and livestock productivity		building <ul style="list-style-type: none"> • Exchange programs • Collaborative programs with JKUAT 			2022	Department of Agriculture, Livestock and Fisheries
Cold rooms	County wide	To preserve fresh market produce	1 cold room	Construction and equipping of a cold room		KCG	2018-2022	Department of agriculture livestock and fisheries
Banana markets	Gatundu south	To increase markets for banana farmers	Banana market	Source for markets for banana farmers		KCG	2018-2022	Department of agriculture livestock and fisheries
Loans for farmers	County wide	To increase access of affordable capital to farmers	Revolving Fund	Creation of a revolving fund and disbursement of loans to farmers		KCG	2018-2022	Department of agriculture livestock and fisheries
Motor bikes	County wide	To facilitate agriculture extension officers in the field	Motor bikes	Acquisition of motor bikes for extension officers		KCG	2018-2022	Department of agriculture livestock and fisheries
Milk coolers	Darugo ward	To preserve milk and other daily products	5000l milk coolers	Acquisition and installation of milk coolers		KCG	2018-2022	Department of agriculture livestock and fisheries
Meat processing factory	Darugo ward	To promote meat markets	1 processing factory	Establishment of a meat processing factory		KCG	2018-2022	Department of agriculture livestock and fisheries
Value addition to agricultural produce	County wide	To increase marketability of agricultural commodities		Establishment of value addition centres		KCG	2018-2022	Department of agriculture livestock

Project Name/	Location	Objectives	Targets	Description of Activities	Cost (Kshs.)	Source of funding	Timeframe	Implementing Agency
								and fisheries
Animal feeds factory	County wide	To promote livestock farming in the county	1no animal feed factory 12no animal feed factory	Establishment of animal feed factory and outlets		KCG	2018-2022	Department of agriculture livestock and fisheries
Soil test labs	County wide	To promote crop production in the county	12no soil lab test	Establishment of soil lab test in all the wards		KCG	2018-2022	Department of agriculture livestock and fisheries
Irrigation project	County wide	To increase agricultural productivity		Establishing of irrigation projects for agriculture		KCG	2018-2022	Department of water, energy, environment and natural resources
Green houses	County wide	To promote crop production in the county	60 green houses	Provision and construction of the green houses		KCG	2018-2022	Department of agriculture livestock and fisheries
Subsidised fertilizer	County wide	To promote crop production in the county		Provision of subsidised fertilizer in the county		CGK	2018-2022	Department of agriculture livestock and fisheries
Fertilizer depot	County wide	To promote crop production in the county	60no fertilizer depot	Provision of subsidised fertilizer depot in all the ward		CGK	2018-2022	Department of agriculture livestock and fisheries
Veterinary services	County wide	To promote livestock farming in the county		Provision of affordable veterinary services and sensitization		CGK	2018-2022	Department of agriculture livestock

Project Name/	Location	Objectives	Targets	Description of Activities	Cost (Kshs.)	Source of funding	Timeframe	Implementing Agency
				n of farmers				and fisheries
Fish farming	County wide	To promote fish farming in the county		Construction of fish ponds for farmers and provision of markets		CGK	2018-2022	Department of agriculture livestock and fisheries
Water harvesting structures	County wide	To promote				CGK	2018-2022	Department of agriculture livestock and fisheries
Biogas project	githunguri	Promote use of safe and renewable energy		Capacity building farmers on the use of renewable energy		CGK	2018-2022	Department of agriculture livestock and fisheries
Promotion of hydroponic, roof top farming,358 nvironm, strawberry, goat milk, rabbit and poultry farming	murera	Promote livestock farming		Promotion of hydroponic, roof top farming,358 nvironm, strawberry, goat milk, rabbit and poultry farming		CGK	2018-2022	Department of agriculture livestock and fisheries
Fish farming	murera	Promotion of fish farming		Provision of fishing gears to the farmers		CGK	2018-2022	Department of agriculture livestock and fisheries
Daily goat farming	Thika sub county	Promotion of daily goat farming		Capacity building and provision of daily goat to farmers		CGK	2018-2022	Department of agriculture livestock and fisheries
Gatuanyaga chicken and pig slaughter house	gatuanyaga	Promotion of chicken and pig farming		Construction of pig and chicken slaughter house		CGK	2018-2022	Department of agriculture livestock and fisheries

Project Name/	Location	Objectives	Targets	Description of Activities	Cost (Ks hs.)	Source of funding	Timeframe	Implementing Agency
Milk coolers	Thika sub county	To promote daily farming		Provision and installation of milk coolers		CGK	2018-2022	Department of agriculture livestock and fisheries
Agri business resource center	Ng'enda and ndumberi wards	Improve access to agricultural information by 2022. Create a centre for agri business information and advisory point by 2022		Construction and installation of equipment and staffing		CGK	2018-2022	Agriculture Livestock and Fisheries
Commercial hatcheries for fish	Cianda ,ngewa and Ng'enda ward	To increase productivity to have a large market share		Construction of a fish hatcheries		CGK	2018-2022	Agriculture Livestock and Fisheries
Cooling plants	Cianda,ngewa, ndumberi and Ng'enda wards	To promote dairymilk, fish farming and horticultural produce preservation farming by 2022. Increase income household of dairy farmers by 65% by 2022		Construction and installation of cooling and processing plants processors		CGK	2018-2022	Agriculture Livestock and Fisheries
Slaughter house	Ndumberi ward	Improve livestock business		Construction of a slaughter house		CGK	2018-2022	Agriculture Livestock and Fisheries
Commercial poultry hatchery	Ngewa ward	Increase white meat production		Construction and installation		CGK	2018-2022	Agriculture Livestock

Project Name/	Location	Objectives	Targets	Description of Activities	Cost (Ks hs.)	Source of funding	Timeframe	Implementing Agency
		by 65% Empower poultry farmers by 2022		of equipment ,sourcing of heavy dual purpose birds for breeding				k and Fisheries
pasteurizer and yoghurt making equipment	Ng'enda ward	To increase household income from dairy farming	Ngenda dairy	Procurement of pasteurizer and yoghurt making equipment		CGK	2018-2022	Agriculture Livestock and Fisheries
Irrigation water source	Nachu	Promote farming through access to more water		Establishment of water pans		CGK	2018-2022	Agriculture Livestock and Fisheries
Cooling plant	Limuru East	To promote dairy farming and horticultural products production		Construction of a cooling plant		CGK	2018-2022	Agriculture Livestock and Fisheries
Chania Milk Cooling Plant	Chania	Increase milk production and quality		Construct a milk cooling plant		CGK	2018-2022	Agriculture Livestock and Fisheries
Construction of subsidized fertilizer mini depots	ndeiya and muguga ward	Increased crop production		Construction of mini depots		CGK	2018 - 2022	Agriculture Livestock and Fisheries
Revival of Athena dam fishing activities	Thika township	Increased fish production		Purchasing of fingerlings Purchase of feeds		CGK	2018 - 2022	Agriculture Livestock and Fisheries
Promotion of poultry and poultry products markets	County wide	Increased poultry farming Increased farmers income		Value addition of poultry products Setting laws to control importation of poultry products		CGK	2018 - 2022	Agriculture Livestock and Fisheries

Project Name/	Location	Objectives	Targets	Description of Activities	Cost (Ks hs.)	Source of funding	Timeframe	Implementing Agency
Uplands bacon factory	Riabai	To provide market for pig farmers		Reviving the uplands bacon factory		CGK	2018-2022	Agriculture Livestock and Fisheries
Riabai egg Cooling plant	Riabai	To enhance productivity in poultry farming by avoiding wastage of eggs		Provision of an egg cooling plant		CGK	2018-2022	Agriculture Livestock and Fisheries
Juja farm Cattle dip	Kalimoni	To increase livestock productivity through improved animal health		Construction of a cattle dip in Juja farm		CGK	2018-2022	Agriculture Livestock and Fisheries
Kiamwangi milk coolers	Kiamwangi	To enhance productivity in dairy farming by avoiding wastage		Providing kiamwangi dairy farmers with a storage facility		CGK	2018-2022	Agriculture Livestock and Fisheries
Kiamwangi Dispensary	Kiamwangi	To enhance quality health care		Upgrading of mutate dispensary to a health centre		CGK	2018-2022	Agriculture Livestock and Fisheries
Pipe laying in Riabai	Riabai	To providing farmers with water for irrigation		Laying of pipes to tap water from kiuu river		CGK	2018-2022	Agriculture Livestock and Fisheries
Ndenderu boreholes	Ndenderu	Provision of water for irrigation		Drilling of boreholes to provide water for irrigation		CGK	2018-2022	Agriculture Livestock and Fisheries
Karia-Rioki irrigation water tunnel	Ikinu ward	Household income Improved food security	Supply water for 1000 households	Reburshment of the tunnel to facilitate irrigation in the area		CGK	2018-2022	Agriculture Livestock and Fisheries
Water reservoir at Kamondo and Ngemwa	Ikinu ward	Promote livestock farming	2 tanks	Set up a reservoir at the dip		CGK	2018-2022	Agriculture Livestock and Fisheries

Project Name/	Location	Objectives	Targets	Description of Activities	Cost (Ks hs.)	Source of funding	Timeframe	Implementing Agency
cattle dip								
money makers pumps in Ikinu ward	Ikinu ward	Promote irrigation to the farmers		Provision of money makers pumps		CGK	2018-2022	Agriculture Livestock and Fisheries
Mundoro irrigation project	Kiganjo ward	Improved food security		Construction of gravity fed irrigation water at Mundoro		CGK	2018-2022	Agriculture Livestock and Fisheries
Cooling plant	Township ward	To promote dairy milk, fish farming and increase income of dairy farmers by 50%	Construction of 1 cooling plant	Construction and installation of cooling and processing plant		CGK	2018-2022	Agriculture Livestock and Fisheries
Construct Fresh produce market in Kiganjo ward	Kiganjo ward	Increased market for agricultural produce Increased household income	Construction of produce market	Market construction		CGK	2018-2022	Agriculture Livestock and Fisheries
Rehabilitation of Cattle dip in Kiganjo ward	Kiganjo ward	Improved livestock production / livestock health	1 cattle dip	Rehabilitation of the already existing dips		CGK	2018-2022	Agriculture Livestock and Fisheries
Provision of water for irrigation	County wide	To increase food security		Pipe laying and distribution of water for irrigation		CGK	2018-2022	Agriculture Livestock and Fisheries
Employ technical staff	County wide	Improve service delivery		Employ technical staff		CGK	2018-2022	Agriculture Livestock and Fisheries
Dairy cows and goats	County wide	Promote livestock farming and		Purchase Dairy cows		CGK	2018-2022	Agriculture Livestock

Project Name/	Location	Objectives	Targets	Description of Activities	Cost (Ks hs.)	Source of funding	Timeframe	Implementing Agency
project		food security		and goats				k and Fisheries
Gachegemil k cooler	Githobokoni	Milk preservation		Purchase and installation of cooler		CGK	2018-2022	Agriculture Livestock and Fisheries
Water pans	Gituamba	To improve agricultural productivity		Construction of water pans		CGK	2018-2022	Agriculture Livestock and Fisheries
Chicken and pig slaughter houses	Gatuanyaga	To commercialize pig and chicken farming		Construction of slaughter house		CGK	2018-2022	Agriculture Livestock and Fisheries
Water pans	Kikuyu	To improve productivity all year round through provision of irrigation water		Construction of water pans		CGK	2018-2022	Agriculture Livestock and Fisheries
Avocado processing factory	Nyanduma	For value addition		construction of a factory		CGK	2018-2022	Agriculture Livestock and Fisheries
Milk pasteurizers in gatamaiyu dairy	Nyanduma ward	Milk preservation		Installation of milk pasteurizer		CGK	2018-2022	Agriculture Livestock and Fisheries
Pigs and chicken slaughter houses in kamenu ward	Kamenu ward	To commercialize pig and chicken farming		Construct pig and chicken slaughter houses in the particular ward		C.G. K	2018-2022	Agriculture Livestock and Fisheries
Kinale and Muchatha milk cooling	Kinale, muchatha wards	Increased volume of milk output and to		Construct one cooling plant per ward to aid		C.G. K	2018-2022	Agriculture Livestock and

Project Name/	Location	Objectives	Targets	Description of Activities	Cost (Kshs.)	Source of funding	Timeframe	Implementing Agency
plants		promote dairy farming		farmers produce high output				Fisheries

Stalled projects

Project Name	Location	Description of activities	Reasons for stalling
Fish project	Roromo- Bibirioni	Construction of fish ponds	It did not succeed
Kamwamba Irrigation project	Chania	Follow up on management	Poor management
Green house;Thika river	Gatuanyaga ward	Construction of green houses	No information
Coolers;gatamaiyu dairy	Nyanduma ward	Installation of milk coolers	Lack of enough finances

Sector Name: Water, Energy, Environment and Natural Resources

On-going projects

Project Name	Location	Objectives	Targets	Description of Activities (Key Outputs)	Green Economy considerations	Cost (Kshs.)	Source of funding	Timeframe	Implementing Agency
Gitire water project	Uthiru	Provision of clean and safe water		Laying of pipes			CGK	2018-2022	WEENR
Metro Borehole at Manguo swamp	Limuru central	Provision of clean and safe water		Installation of water pump			CGK	2018-2022	WEENR
Itugeria water project		To increase water accessibility		Completion of itugeria water project			CGK	2018-2022	WEENR
Kairi-Nguna Water project	Chania	Provision of enough water for consumption and		Completion of the water project			CGK	2018-2022	WEENR

Project Name	Location	Objectives	Targets	Description of Activities (Key Outputs)	Green Economy considerations	Cost (Ksh s.)	Source of funding	Timeframe	Implementing Agency
		irrigation							
Kamburu - Matimbei Water Project	Kamburu	Provision of water for consumption		Completion of the water project			CGK	2018-2022	WEENR
Kiandutu water project	thecatownship ward	Increased access to clean water		Water piping			CGK		WEENR
Kahuho , Ruku, muthumo , kangora, Kamuguga water projects	muguga ward	Increased access to clean water		Water piping			CGK		WEENR
Mwiki water piping from main pipe	mwiki ward	Increased access to clean water		Water piping			CGK		WEENR
Githurai public toilets	mwiki ward	Improved public health services		Handing over and launching			CGK		WEENR
Ruhui water		To increase water accessibility		Purchasing and laying pipes			CGK	2013-2017	WEENR
Kamae water project/kinale ward	Kinale	Provide clean safe and easily accessible water		Addition of pipes to kamae water project			CGK	2013-2017	WEENR

New Project Proposals

Project Name/	Location	Objectives	Targets	Description of Activities	Cost (Kshs.)	Source of funding	Timeframe	Implementing Agency
Tree planting	County wide	Conserve environment by		Planting of trees		CGK	2018-2022	WEENR

Project Name/	Location	Objectives	Targets	Description of Activities	Cost (Kshs.)	Source of funding	Timeframe	Implementing Agency
		maintaining 10% forest cover						
Garbage Collection program	County Wide	Solid waste management		Collection of garbage		CGK	2018-2022	WEENR
Kagongo water Kiosk-	Ting'ang'a	Provision of water		Construction works		CGK	2018-2022	WEENR
Ting'ang'a public toilet (PWD friendly)	Ting'ang'a	Improved sanitation		Construction works		CGK	2018-2022	WEENR
Rehabilitation of Ngaita water project	Ting'ang'a	Provision of clean and safe water		Rehabilitation works		CGK	2018-2022	WEENR
Expansion of Kamunyonge, makenga, kagongo and Rungu water projects	Ting'ang'a	Increased access to safe and clean water		Construction works		CGK	2018-2022	WEENR
Rehabilitation of Ithuri and Irura water projects	Ting'ang'a	Increased access to water services		Rehabilitation works		CGK	2018-2022	WEENR
Rehabilitation of Kamiti Anmer water projects	Ting'ang'a	Increased access to water services		Rehabilitation works		CGK	2018-2022	WEENR
Kiratina and Mwalimu farm boreholes	Gatong'ora	Provision of adequate ,clean and safe water		Drilling of boreholes		CGK	2018-2022	WEENR
Garbage collection bins/ points and garbage truck	Uthiru	Improved sanitation		Gatong'ora		CGK	2018-2022	WEENR
Construction of Uthiru sewer line	Uthiru	Improved sanitation		Construction works		CGK	2018-2022	WEENR
Rehabilitation of Uthiru mariguini borehole	Uthiru	Provision of adequate ,clean and safe		Rehabilitation works		CGK	2018-2022	WEENR

Project Name/	Location	Objectives	Targets	Description of Activities	Cost (Kshs.)	Source of funding	Timeframe	Implementing Agency
		water						
Uthiru shopping centre borehole	Uthiru	Provision of adequate ,clean and safe water		Drilling of borehole		CGK	2018-2022	WEENR
Biogas industry	Uthiru	Promote use of biogas		Construction works		CGK	2018-2022	WEENR
Tharuni borehole	Limuru central	Provision of adequate ,clean and safe water		Drilling of borehole		CGK	2018-2022	WEENR
Tarambana/K amandura water project	Limuru central	Provision of adequate ,clean and safe water		Laying of pipes		CGK	2018-2022	WEENR
Subsidized Biogas project	Limuru central	Increased access to renewable energy		Installation of biogas		CGK	2018-2022	WEENR
Water hydrant at Limuru market	Limuru central	Disaster management (Fire)		Establishment of Water hydrant		CGK	2018-2022	WEENR
Expansion of Ngoliba water project	Ngoliba	Provision of adequate ,clean and safe water		Laying of pipes		CGK	2018-2022	WEENR
Environment pollution control program	Ngoliba	Control environmental pollution		Stop construction of stone crusher and evaluate effluent from Kenchic		CGK	2018-2022	WEENR
Promotion of Solar lighting	Ngoliba	Promote use of renewable energy		Installation of solar panel		CGK	2018-2022	WEENR
Biogas system in all wards	Kijabe, Sigona, Komothai and Mangu	To achieve		Installation of		CGK	2018-2022	WEENR

Project Name/	Location	Objectives	Targets	Description of Activities	Cost (Kshs.)	Source of funding	Timeframe	Implementing Agency
		an alternative source of energy		biogas system		K		
Solar panels in all wards	Kijabe, Sigona, Komothai and mangu	To achieve an alternative source of energy		Installation of solar panels		CGK	2018-2022	WEENR
Gitobo B water project	Komothai	To supply adequate water		Proper construction of water project		CGK	2018-2022	WEENR
Mang'u recycling plant	Mangu	To conserve the environment		Construct a recycling plant		CGK	2018-2022	WEENR
Kijabe, sigona, komothai and mang'u water boreholes	Kijabe, Sigona, Komothai, Mangu	To supply adequate water		Drilling of boreholes		CGK	2018-2022	WEENR
Public toilets	Kijabe, Sigona, Komothai, mang'u	Improve health standards in market areas and shopping centers		Construct proper toilets		CGK	2018-2022	WEENR
Drilling of boreholes Magomano and ha Tom-Theta Kinyogori high school, Bibirioni primary, Bosco and Murengeti	Theta Bibirioni	Provision of clean safe and affordable water	6 boreholes	Drilling of boreholes		CGK	2018-2022	WEENR

Project Name/	Location	Objectives	Targets	Description of Activities	Cost (Kshs.)	Source of funding	Timeframe	Implementing Agency
primary school-Bibirioni								
Revival of boreholes murengeti and roromo-Bibirioni	Bibirioni	To increase water provision	4 wards	Reviving boreholes		CGK	2018-2022	WEENR
Chief's camp and zone T-Theta	Theta							
Chief's camp-Mwihoko	Mwihoko							
Construction of water pans (pilot project)	Bibirioni	To increase productivity	100 farmers	Construction of water pans		CGK	2018-2022	WEENR
public toilet-murengeti , kwa Rufus and kinyogori	Bibirioni	Improve sanitation	2 public toilets	Construction of public toilet		CGK	2018-2022	WEENR
public toilet – Laini town, Kiambaa cemetery and Karuri cemetery	Karuri	Improve sanitation	3 public toilets	Construction of public toilet		CGK	2018-2022	WEENR
Construction of public toilet -Kiriri stage, kwa jeshi stage,kizito stage, stage 160 and mwihoko 1	Mwihoko	Improve sanitation	5 public toilets	Construction of public toilet		CGK	2018-2022	WEENR
Theta and Mwihoko Sewer system	Mwihoko	Reduce water contamination	2 wards	Connecting sewerage		CGK	2018-2022	WEENR

Project Name/	Location	Objectives	Targets	Description of Activities	Cost (Kshs.)	Source of funding	Timeframe	Implementing Agency
	Theta	nation		to the main sewer line (Kenyatta sewer line)				
Construction of public toilets-matangi, gwa Kairu, Ndaraca, junction, Kimbo and Toll	Theta	Improve sanitation	6 toilets	Construction of toilets		CGK	2018-2022	WEENR
Biogas and wind energy	Bibirioni Theta	To have alternative source of energy	2 wards	Introduce biogas and wind energy		CGK	2018-2022	WEENR
Thimbigua water project	Karuri	Provide adequate water supply to the residents	1 ward	Increase water supply		CGK	2018-2022	WEENR
Kiambaa borehole	Karuri	Provision of clean safe and affordable water	1 borehole	Drilling of borehole		CGK	2018-2022	WEENR
Kambara water project	Karuri	Provision of clean safe and affordable water	1 ward	Revive kambara water project		CGK	2018-2022	WEENR
Piped water connection	Theta, Karuri, Bibirioni Mwihoko	Provision of clean and easily accessible	All villages	Water piping		CGK	2018-2022	WEENR

Project Name/	Location	Objectives	Targets	Description of Activities	Cost (Kshs.)	Source of funding	Timeframe	Implementing Agency
		le water						
Dam construction	Theta	adequate water supply during dry season	2 dams	Construction of dams from Thiririka river		CGK	2018-2022	WEENR
Sheds - Kiambaa cemetery and Karuri cemetery	Karuri	Provide conducive environment for mourners	2 sheds	Construction of shed		CGK	2018-2022	WEENR
Construction of water reservoir	Bibirioni Karuri	- Provision of water for irrigation - Improve food security	2 wards	Construction of water reservoir		CGK	2018-2022	WEENR
Piped water	All wards	Provide clean drinking water to all residents and improve health standards by 2022	Supply water to over 70%	Establish a water supply scheme		CGK	2018-2022	WEENR
Waing'ere water project , Matuguta water project	Githiga Ward	Increase water supply to resident of Githiga ward by 2022.	Supply water to over 70%.	Provide piping and storage tanks.		CGK	2018-2022	WEENR
Rungiri Water Project	Gitaru Ward	Increase water supply	Supply water	Provide piping and		CGK	2018-2022	WEENR

Project Name/	Location	Objectives	Targets	Description of Activities	Cost (Kshs.)	Source of funding	Timeframe	Implementing Agency
		to resident of Githiga ward by 2022.	to over 70%.	storage tanks.				
Gitombu water project	Kirenga Ward	Increase water supply to resident of Githiga ward by 2022.	Supply water to over 70%.	Provide piping and storage tanks.		CGK	2018-2022	WEENR
Water supply by Ruiru water Company	Kahawa sukari Ward	Change of Water provision services from Nairobi water and Sewerage Company	Increase supply of water.	Change service provider to Ruiru water and Sewerage Company		CGK	2018-2022	WEENR
Proper sewer line system in the four wards	All wards	Easier management of water flow in rapid developing areas and reduce water contamination		Do proper sewer lines and construct sewerage plants		CGK	2018-2022	WEENR
Kongothiria, Mwireri, Kabunge , Kanyekini and Githuya Water Projects	Kirenga Ward	Extend pipes to serve more people	Complete the project	Extension of pipes		CGK	2018-2022	WEENR
Water pans for Laare Borehole and Mukeu Water project	Kirenga Ward	To increase water supply	Complete the project	Install water pans		CGK	2018-2022	WEENR
Githiga upper water project	Githiga ward	Increase water		Rehabilitate the		CG	2018-2022	WEENR

Project Name/	Location	Objectives	Targets	Description of Activities	Cost (Kshs.)	Source of funding	Timeframe	Implementing Agency
		supply.		water project		K		
Ablution block and roofing at Gitaru market	Gitaru Ward	To provide sanitary services to the community		Construct an ablution block at the market		CGK	2018-2022	WEENR
Ablution block at Kambaa market	Githiga ward	Improve sanitation		Construct an ablution block		CGK	2018-2022	WEENR
Ablution block at escarpment cemetery	Kirenga Ward	Improve sanitation		Construct an ablution block		CGK	2018-2022	WEENR
Boreholes and water pans	Kirenga	Increase access to irrigation water		Drill boreholes		CGK	2018-2022	WEENR
Boreholes and water pans	Githiga	Increase access to irrigation water		Drill boreholes		CGK	2018-2022	WEENR
Boreholes and water pans	Gitaru	Increase access to irrigation water		Drill boreholes		CGK	2018-2022	WEENR
Gichuhiro water tanks	Karai ward	Increase supply of water		Rehabilitation		CGK	2018-2022	WEENR
Mai a Ihii water tanks	Karai ward	Increase supply of water		Taking over and utilization of the water tanks		CGK	2018-2022	WEENR
Karai swamp forest	Karai ward	Environment and soil conservation		Conservation of the swamp		CGK	2018-2022	WEENR
Existing boreholes, Piping at Mwimuto water project, Kibichiku water project and Ndongoro area,	Kabete ward	Increase supply of water		Rehabilitation and piping		CGK	2018-2022	WEENR

Project Name/	Location	Objectives	Targets	Description of Activities	Cost (Kshs.)	Source of funding	Timeframe	Implementing Agency
Kiawaugu development project and Wabuga water project Operationalize Kahingaini Kanyongo water project								
Wangige market water point	Kabete ward	Water provision		Provision of drinking water points at the market		CGK	2018-2022	WEENR
Organic waste management system at Wangige market	Kabete ward	Improve waste management		Establishing an organic waste management system		CGK	2018-2022	WEENR
Boreholes and piping	Biashara ward	Increased supply of water		<ul style="list-style-type: none"> • Drill boreholes • Repair broken pipes • Water pans for rain water harvesting 		CGK	2018-2022	WEENR
Waste disposal	Juja ward	Improve waste management		<ul style="list-style-type: none"> • Construction of sewerage system • Garbage collection 		CGK	2018-2022	WEENR
Quarries	Juja ward	Create a safe environment		<ul style="list-style-type: none"> • Rehabilitate quarries • Strategies on dust pollution from 		CGK	2018-2022	WEENR

Project Name/	Location	Objectives	Targets	Description of Activities	Cost (Kshs.)	Source of funding	Timeframe	Implementing Agency
				quarries				
Garbage collection	County wide	To improve sanitation		Garbage collection and public toilet construction		CGK	2018-2022	WEENR
Sewer line	Githunguri	To improve sanitation		Construction of a sewer line for githunguri town		CGK	2018-2022	WEENR
Boreholes	Githunguri	To increase provision of water in githunguri town		Drilling and equipping of boreholes		CGK	2018-2022	WEENR
Indigenous tree	Githunguri	Conservation of indigenous tree		Protection and conservation of indigenous trees		CGK	2018-2022	WEENR
Tree planting program	County wide	Conservation of the environment		Establishment of tree nurseries and promotion of tree planting		CGK	2018-2022	WEENR
Ruiru dam water project	Githunguri	To increase access to safe and clean water		Pumping of water and piping to githunguri residents		CGK	2018-2022	WEENR
Self help water projects	githunguri	To enhance provision of safe drinking water		Funding of self-help water project		CGK	2018-2022	WEENR
Planting of bamboo trees	githunguri	To conserve the environment		Planting of giant baboon trees along the river		CGK	2018-2022	WEENR

Project Name/	Location	Objectives	Targets	Description of Activities	Cost (Kshs.)	Source of funding	Timeframe	Implementing Agency
				bank				
Extension of water pipes	murera	To enhance provision of safe drinking water		Extension of water pipes network to boost water supply		CGK	2018-2022	WEENR
Sewer network	murera	To improve sanitation		Extension of a sewer line to all roads for murera town		CGK	2018-2022	WEENR
Garbage collection	murera	To improve sanitation		Collection of garbage in murera ward		CGK	2018-2022	WEENR
Ngoliba water reservoirs	Thika township	To increase access to clean and safe drinking water		Setting up water reservoirs		CGK	2018-2022	WEENR
Water harvesting structures	Thika township			Provision of water harvesting structures		CGK	2018-2022	WEENR
Tree planting	Thika township	To conserve the environment		Planting of trees with economic and nutrition value		CGK	2018-2022	WEENR
Cianda water pan	Cianda ward	Construction of concrete storm water drain		Construction of water pan		CGK	2018-2022	WEENR
Piped water network in ndumberi	Ndumberi ward	Establish a sustainable		Laying of water pipes		CGK	2018-2022	WEENR

Project Name/	Location	Objectives	Targets	Description of Activities	Cost (Kshs.)	Source of funding	Timeframe	Implementing Agency
ward		ble water source		along the rural access				
Kimunyu and gathuyu water pans	Ng'enda ward	To harvest runoff water		Construction of water pans		CGK	2018-2022	WEENR
Bio gas and wind energy	Ng'enda Ward	Provision of more bio gas and wind energy		Training more officers in the field of bio gas and wind to educate the local residents		CGK	2018-2022	WEENR
Rehabilitation of boreholes	Ng'enda Ward	To increase water provision		Rehabilitate boreholes		CGK	2018-2022	WEENR
Boreholes in kwamaiko town	Ngewa Ward	Improve water provision	Two boreholes	Construction of a borehole to provide water to farmers to enhance crop production		CGK	2018-2022	WEENR
water tanks in Ng'enda	Ng'enda Ward	To increase water supply		Construction of water tanks		CGK	2018-2022	WEENR
public toilet in Ng'enda	Ng'enda Ward	To improve sanitation	One toilet	Construction of public toilet		CGK	2018-2022	WEENR
Sewer system	Ng'enda Ward	To Reduce water		Connecting sewerag		CGK	2018-2022	WEENR

Project Name/	Location	Objectives	Targets	Description of Activities	Cost (Kshs.)	Source of funding	Timeframe	Implementing Agency
		contamination		connected to the main sewer system				
Water supply in Ng'enda	Ng'enda Ward	To improve water supply		Improve water supply		CGK	2018-2022	WEENR
water tanks in cianda	Cianda ward	To increase water supply	One water tank	Construction of water tanks		CGK	2018-2022	WEENR
public toilet in cianda	Cianda ward	To improve sanitation	One toilet	Construction of public toilet		CGK	2018-2022	WEENR
Water supply	Cianda ward	To improve water supply		Improve water supply		CGK	2018-2022	WEENR
Drill boreholes	Ngewa ward	To increase water provision		Drill boreholes		CGK	2018-2022	WEENR
water tanks in ngewa	Ngewa ward	To increase water supply		Construction of water tanks		CGK	2018-2022	WEENR
Kwamaiko public toilet	Ngewa ward	To improve sanitation		Construction of public toilet		CGK	2018-2022	WEENR
Water supply in ngewa	Ngewa ward	To improve water supply		Improve water supply		CGK	2018-2022	WEENR
Rehabilitate boreholes	Ndumberi ward	To increase water provision		Rehabilitate boreholes		CGK	2018-2022	WEENR
water tanks	Ndumberi ward	To increase	One water	Construction of		CG	2018-	WEENR

Project Name/	Location	Objectives	Targets	Description of Activities	Cost (Kshs.)	Source of funding	Timeframe	Implementing Agency
in ndumberi		water supply	tank	water tanks		K	2022	
public toilet in ndemberitown	Ndumberi ward	To improve sanitation		Construction of public toilet		CGK	2018-2022	WEENR
Sewer system in ndumberi	Ndumberi ward	To Reduce water contamination		Connecting sewerage to the main sewer system		CGK	2018-2022	WEENR
Water supply in ndumberi ward	Ndumberi ward	To improve water supply		Improve water supply		CGK	2018-2022	WEENR
Piped Water	Nachu	To increase water supply in the area		Piping and supplying of enough water to the residents		CGK	2018-2022	WEENR
Mbomboini borehole	Nachu	To enhance access of clean water in the area		Complete construction of the hole and supply piped water to the residents		CGK	2018-2022	WEENR
Mikuyuini dam	Nachu	Enhance water access		Construction of the dam		CGK	2018-2022	WEENR
Public toilet – lussigeti shopping center	Nachu	Enhance sanitation		Construction of the toilet		CGK	2018-2022	WEENR
Public toilet at kamangu	Nachu	Enhance sanitation		Construction of the toilet		CGK	2018-2022	WEENR
Piped Water	Gitothua	To increase water supply		Supplying of enough water to		CGK	2018-2022	WEENR

Project Name/	Location	Objectives	Targets	Description of Activities	Cost (Kshs.)	Source of funding	Timeframe	Implementing Agency
		in the area		the residents				
Sewer line	Gitothua	To enhance good sanitation in the area		Rehabilitation of the sewer line		CGK	2018-2022	WEENR
Sewer line	Kahawa wendani	Enhance proper drainage and good sanitation		Improvement of drainage		CGK	2018-2022	WEENR
Borehole at Mamaland	Kahawa wendani	Increase water supply in the area		Construction of the borehole and piping		CGK	2018-2022	WEENR
Borehole at Nakumatt	Kahawa wendani	Reduced water shortage		Construction of the borehole and piping		CGK	2018-2022	WEENR
Borehole at Mwanamukia	Kahawa wendani	Reduced water shortage		Construction of the borehole and piping		CGK	2018-2022	WEENR
Borehole at Wendani primary	Kahawa wendani	Reduced water shortage		Construction of the borehole and piping		CGK	2018-2022	WEENR
Piped water	Kahawa wendani	To increase supply of water to the residents		Supplying of enough water to the residents		CGK	2018-2022	WEENR
Itugiria water project	Limuru East	To ensure supply of enough and clean water to the residents		Deepening of the borehole and piping to supply residents with water		CGK	2018-2022	WEENR

Project Name/	Location	Objectives	Targets	Description of Activities	Cost (Kshs.)	Source of funding	Timeframe	Implementing Agency
Karaji borehole	Limuru East	To ensure supply of enough and clean water to the residents		Construction of the borehole and piping		CGK	2018-2022	WEENR
Drainage System(River side area)	Hospital	To prevent flooding		Construction and maintenance of sewerage systems and trenches		CGK	2018-2022	WEENR
Public Ablution block project	Kairi, Nguna, Gakui in Chania ward	Provision of high standard hygiene		Construction of ablution block		CGK	2018-2022	WEENR
Mater Zone Piping Project	Kamburu	To establish a sustainable water source		Providing piped water for resident		CGK	2018-2022	WEENR
Kiaregi Water Pump Borehole	Kamburu	To enhance supply of clean water		Drilling borehole		CGK	2018-2022	WEENR
Ha Gakuru Borehole	Kamburu			Drilling borehole		CGK	2018-2022	WEENR
Kikuyu Springs Water Project for Kinoo	Kinoo	To curb water shortage		Connecting Kinoo area with water from Kikuyu Springs which supplies to Nairobi areas		CGK	2018-2022	WEENR
Kariango CBO Water Project	Kinoo	Enhancing proper		Provide a big water		CGK	2018-2022	WEENR

Project Name/	Location	Objectives	Targets	Description of Activities	Cost (Kshs.)	Source of funding	Timeframe	Implementing Agency
		water storage		tank for storage				
Muthiga quarry	Kinoo	To ensure maximum utilization of the quarry		Improving and control of performance and utilization of the quarry		CGK	2018-2022	WEENR
Riabai sewerage system	Riabai	To improve sanitation		Provision of a new and efficient sewerage system in Riabai		CGK	2018-2022	WEENR
Ndenderu sewerage system	Ndenderu	To improve sanitation		Provision of an efficient sewerage system in Ndenderu		CGK	2018-2022	WEENR
Ndenderu cemetery fencing and public Toilets	Ndenderu	To improve the public funeral amenities		Fencing of ndenderu cemetery and construction of toilets		CGK	2018-2022	WEENR
Public toilets in Riabai	Riabai	To provide sanitary services to Riabai community		Construction of public toilets at riabai stadium		CGK	2018-2022	WEENR
Gatina Gitei road	Riabai	To enhance accessibility		Expansion of Gatina Gitei road		CGK	2018-2022	WEENR
Riabai drainage system	Riabai	To improve drainage system to reduce water		Construction of drainage trenches and culverts along		CGK	2018-2022	WEENR

Project Name/	Location	Objectives	Targets	Description of Activities	Cost (Kshs.)	Source of funding	Timeframe	Implementing Agency
		logging incidences		major roads				
Kalimoni water reservoirs	Kalimoni	To increase water volumes to meet the current demand		Construction of dams, water tanks and water pans		CGK	2018-2022	WEENR
Revival of Ndenderu boreholes	Ndenderu	To increase water volumes to meet the current demand due to population increase		Electrification, purchase of water tanks and piping of boreholes		CGK	2018-2022	WEENR
Ndururumo Hydro turbine	Kalimoni	To provide clean water for domestic use		Installation of a hydro turbine project at ndururumo		CGK	2018-2022	WEENR
Athi cemetery	Kalimoni	To enhance the security and provide sanitation facilities		Fencing and construction of public toilets in Athol.		CGK	2018-2022	WEENR
Juju farm cemetery	Kalimoni	To enhance the security and provide sanitation facilities		Fencing and construction of public toilets in Juju farm cemetery		CGK	2018-2022	WEENR
Kiamwangi boreholes	Kiamwangi	To provide clean water for Kiamwa		Gatitu, kigaa and mutate		CGK	2018-2022	WEENR

Project Name/	Location	Objectives	Targets	Description of Activities	Cost (Kshs.)	Source of funding	Timeframe	Implementing Agency
		ngi residents						
Kiamwangi secondary borehole	Kiamwangi	To increase water supply volumes		Provision of a solar panel at kiamwangi secondary school		CGK	2018-2022	WEENR
Ndenderu boreholes	Ndenderu	Provision of water for irrigation		Drilling of boreholes to provide water for irrigation		CGK	2018-2022	WEENR
Construction of githurai modern sewer system	mwiki ward	Improved sanitation		Construction of a sewer system		CGK	2018 - 2022	WEENR
Upgrading of thika township sewer sewer system	Thika township	Improved sanitation		Construction of a sewer system		CGK	2018 - 2022	WEENR
Protection of Gitangu springs	muguga ward.	Protect natural resources		Fencing and construction of water troughs		CGK	2018 - 2022	WEENR
Construction of kimbaa water dam	muguga ward	Enough water for irrigation and domestic use		Construction of the dam		CGK	2018 - 2022	WEENR
Rehabilitation of mwiki kwa assistance chief water bore hole	mwiki ward	Access to clean water for domestic use		Installation of water pump and piping of water to the residents		CGK	2018 - 2022	WEENR
Renovation of assistance chief office water tank	mwiki ward	Access to clean water for domestic		Renovating the already existing water		CGK	2018 - 2022	WEENR

Project Name/	Location	Objectives	Targets	Description of Activities	Cost (Kshs.)	Source of funding	Timeframe	Implementing Agency
		domestic use		tank.				
Mwiki water piping	mwiki ward	Access to clean water for domestic use		Water piping		CGK	2018 - 2022	WEENR
Construction of steel water reservoirs at ndiuni, makutano, nderu and kiriri	ndeiya ward	Access to clean water for domestic use		Construction of high point water reservoirs		CGK	2018 - 2022	WEENR
Rehabilitation of Gatharaini river	Mwiki	Protect the available natural resource		Cleaning of the river Planting of trees		CGK	2018 - 2022	WEENR
Establishment of Gatharaini recreation park.	Mwiki	Safe and good environment for people to relax		Grass planting, public toilet and leisure chairs		CGK	2018 - 2022	WEENR
Rehabilitation of thika township public parks	Thika township	Safe and good environment for people to relax		Grass cutting Grass watering Solid waste collection Flower planting and park maintenance		CGK	2018 - 2022	WEENR
Exploration of mwanyawaru huho wind energy	Ndeiya ward	To explore the best source of renewable for the county		Carry out feasibility studies		CGK	2018 - 2022	WEENR
Kiganjo Incinerator	Kiganjo	Improve on waste management	1 incinerator	Construction of incinerators for waste materials		CGK	2018-2022	WEENR

Project Name/	Location	Objectives	Targets	Description of Activities	Cost (Kshs.)	Source of funding	Timeframe	Implementing Agency
				disposal				
Borehole	Township ward	provide safe water to the community	1 borehole	Provision of a borehole		CGK	2018-2022	WEENR
Ikinu Water Tanks	Ikinu ward	Provide safe	2 water tanks	Provide safe ground water tanks at Kamondo cattle dip reserved area and Ngemwa cattle		CGK	2018-2022	WEENR
Construction of people with disabilities friendly public toilet	Thika township	Increase access to public health services		construction		CGK	2018 - 2022	WEENR
Rehabilitation of all public toilets in kiandutu slums	Thika township	Increase access to public health services		construction		CGK	2018 - 2022	WEENR
Construction of public toilet at boma	Ndeiya	Increase access to public health services		construction		CGK	2018 - 2022	WEENR
Karuri water	Witeithie	To increase water accessibility		Review price rates and piping		CGK	2018-2022	WEENR
Supply of water	Witethie ward	To increase water accessibility		Review price rates and piping		CGK	2018-2022	WEENR
Athena & kibuthe main dam piping	Witethie	To increase water accessibility		Piping and distribution		CGK	2018-2022	WEENR

Project Name/	Location	Objectives	Targets	Description of Activities	Cost (Kshs.)	Source of funding	Timeframe	Implementing Agency
		ility						
Piping of gakoe well water	Githobokoni	To increase water accessibility		Piping and distribution		CGK	2018-2022	WEENR
Gachege kamunyaka phase 2 water	Githobokoni	To increase water accessibility		Piping and distribution		CGK	2018-2022	WEENR
Watathi water pump	Githobokoni	To increase water accessibility		Purchase motor pump		CGK	2018-2022	WEENR
Gakoe market modern toilets	Githobokoni	To improve sanitation		Construction of modern toilets		CGK	2018-2022	WEENR
Mbichi water pump	Githobokoni	To increase water accessibility		Purchase motor pump and piping		CGK	2018-2022	WEENR
Renovation of water tank karera	Githobokoni	To increase water accessibility		Piping and distribution		CGK	2018-2022	WEENR
Construction of Water tank at kabuku water	Ngecha/tigoni	To increase water accessibility		Construction of Water tank		CGK	2018-2022	WEENR
Rehabilitation of manjiri borehole	Ngecha /tigoni	To increase water accessibility		Drilling ,piping		CGK	2018-2022	WEENR
Kabuku water tank	Ngecha /tigoni	To increase water accessibility		Tank construction		CGK	2018-2022	WEENR

Project Name/	Location	Objectives	Targets	Description of Activities	Cost (Kshs.)	Source of funding	Timeframe	Implementing Agency
		ility						
Drilling and piping of bera borehole	Ngecha /tigoni	To increase water accessibility		Drilling ,piping		CGK	2018-2022	WEENR
Construction of tigoni of bore hole	Ngecha /tigoni	To increase water accessibility		Drilling ,piping		CGK	2018-2022	WEENR
Drilling of boreholes at manjiri area kanungu	Ngecha /tigoni	To increase water accessibility		Drilling ,piping		CGK	2018-2022	WEENR
Construction of Public toilet	Upper kihara /kariua	Improve d sanitation		Construc tion of toilets		CGK	2018-2022	WEENR
Tree planting	Nyairugu Kabuki public land	To increase tree coverag e		Planting of trees		CGK	2018-2022	WEENR
Karungu dumpsite relocation	kihara			relocatio n dumpsite		CGK	2018-2022	WEENR
Fumigation of mosquitos in manjiri	Ngecha /tigoni			Fumigati on of mosquit os		CGK	2018-2022	WEENR
Tree planting on public land	Witethie ward			Purchase of seedling and planting		CGK	2018-2022	WEENR
Biogas digesters	Nyanduma ward	To provide alternati ve source of energy		Installati on of digesters		CGK	2018-2022	WEENR

Project Name/	Location	Objectives	Targets	Description of Activities	Cost (Kshs.)	Source of funding	Timeframe	Implementing Agency
storm water drainages	Gatuanyaga	To prevent flooding		Construction of drainage		CGK	2018-2022	WEENR
water in undiri and kikuyu springs	Kikuyu ward	To ensure enough water is supplied to the residents		Piping and treatment		CGK	2018-2022	WEENR
clean and safe water	Nyanduma/gituamba/gatuanyaga/kikuyu ward	To ensure all residents access safe and clean water		Drilling of more boreholes Rehabilitation of existing boreholes Piping of water to residents		CGK	2018-2022	WEENR
pipes and solar panels in the already dug boreholes	Gatuanyaga ward	To ensure residents get access to water conveniently		Installation of pipes and solar panels		CGK	2018-2022	WEENR
sewer line	Kikuyu ward	To provide a safe and efficient collection of waste water		Construction of good branch sewers and laterals from buildings		CGK	2018-2022	WEENR
public toilets in gee van jee gardens in kikuyu town	Kikuyu ward	To improve sanitation in the garden		Construction of the washrooms		CGK	2018-2022	WEENR

Project Name/	Location	Objectives	Targets	Description of Activities	Cost (Kshs.)	Source of funding	Timeframe	Implementing Agency
githangu and Damaris springs	Gatuanyaga ward	To increase water supply		Securing , piping and rehabilitation		CGK	2018-2022	WEENR
Piped water in all wards	Kinale, Kamenu, muchatha and kiuu wards	Provide clean drinking water to all residents and improve health		Addition of pipes to existing water projects and construction of more water sources.		CGK	2018-2022	WEENR
Biogas project	Kamenu, muchatha and kiuu wards	Achieve alternative sources of energy		Reduce cost of biogas building materials Provision of biogas building expertise		CGK	2018-2022	WEENR
Drainage system in all wards	Kiganjo-Kamenu,kiuu, muchatha and kinale wards	Reduce floods menace		Construct a good drainage system to curb floods and also provide good hygiene to residents		CGK	2018-2022	WEENR
Public Ablution block project	Kinale and muchatha wards	Provision of high standard hygiene facilities		Provide toilets in market and public places to enhance		CGK	2018-2022	WEENR

Project Name/	Location	Objectives	Targets	Description of Activities	Cost (Kshs.)	Source of funding	Timeframe	Implementing Agency
				hygiene.				
Gathwariga water project	kinale	Provide clean drinking water		Construct new water projects and finish the existing ones		CGK	2018-2022	WEENR
Soko borehole	kinale	Provide clean drinking water		Drilling of borehole		CGK	2018-2022	WEENR
Mwangi-kieja borehole	kinale	Clean water		Drilling of borehole		CGK	2018-2022	WEENR
Kinale-center borehole	kinale	Clean water		Drilling of borehole		CGK	2018-2022	WEENR

Stalled Projects

Project Name	Location	Description of activities	Reasons for stalling
Uthiru public toilet	Uthiru	Construction of a toilet	Lack of septic tank and water
Kawira - Gaitara water project	Mang'u	Construction of Kawira-Gaitara water project	No pipes
Nyamuko water project	Mang'u	Construction of Nyamuko water project	Benefits 2 sublocation
Mwea borehole project	Mang'u	Construction of Mwea irrigation project	No pipes
Nyakagema water project	Mang'u	Construction of Mwea borehole project	No pipes
Borehole water connection	Kizito-Mwihoko	Water connection	Unknown
Mwihoko community borehole	Chief's camp-Mwihoko	Pumping	Lack of power supply and outstanding electricity bills
Piped water	Karuri	Piping	Lack of funds and poor piping network
Githiga Water Project	Githiga Ward	pipe network so that water can be available to the residents	Inadequate funds
Flood lights	Kamangu- Nachu ward	Incomplete installation of the flood light	Unknown
Kiwaroga water project	Limuru east ward	Construction of water	Unknown

		project	
Gathwariga water project	Kinale		Change of management from CDF to county and there was misappropriation of funds
Kinale to mirangine water project	Kinale	piping	Pipes were never brought
Soko borehole	Kinale	Drilling of borehole	Lack of funding from relevant authorities
Kimboborehole	Kiuu	Drilling of borehole	Politics

Sector Name: Health Services

On-going projects

Project Name	Location	Objectives	Targets	Description of Activities (Key Outputs)	Green Economy considerations	Cost (Ksh s.)	Source of funding	Timeframe	Implementing Agency
Provision of drugs and equipment	County wide	Provision of quality health services		Supply of drugs and installation of medical equipment			CGK	2018-2022	Department of Health services
Upgrading of Mutonya Dispensary to a health centre	Gatong'ora	Provision of quality health services	1	Construction works and equipping			CGK	2018-2022	Department of Health services
Upgrading of Uthiru health centre	Uthiru	Provision of quality health services	1	Construction works and equipping			CGK	2018-2022	Department of Health services
Ndeiya health centre incinerator	ndeiya ward	Improved health services		Handing over and launching			CGK		Health services
Royal shopping centre public toilet	ndeiya ward	Improved public health services		Handing over and launching			CGK		Health services
Construction of thika hospital maternity wing	Thika township	Increase access to maternity services		Construction			CGK		Health services

New Project Proposals

Project Name	Location	Objectives	Targets	Description of Activities	Cost (Ks hs.)	Source of funding	Timeframe	Implementing Agency
Mugumo Dispensary	Ting'ang'a	Provision of quality health services	1 Dispensary	Construction works		CGK	2018-2020	Department of Health services
Empowerment of CHWs	Ting'ang'a	Improved service delivery		Capacity building		CGK	2018-2022	Department of Health services
HIV program in Ting'ang'a	Ting'ang'a	Treatment and Reduce new infection		Provision of drugs, Testing and counselling		CGK	"	Department of Health services
Ting'ang'a cemetery chapel	Ting'ang'a	Provision of a place for mourners to conduct prayers	1 chapel	Construction works		CGK	2018-2022	Department of Health services
Upgrading of Ting'ang'a Dispensary and	Ting'ang'a	Provision of quality health services	1	Construction works		CGK	2018-2022	Department of Health services
Staff quarters and ambulances in Ting'ang'a	Ting'ang'a	Provision of timely services		Construction works and Purchase of ambulances		CGK	2018-2022	Department of Health services
Construction of health facilities at mugumo and Rututu-Ting'ang'a ward	Ting'ang'a	Provision of quality health services		Construction works		CGK	2018-2022	Department of Health services
Rehabilitation of Gitingiti cemetery	Uthuru	Safeguarding the cemetery		Construction works		CGK	2018-2022	Department of Health services
Tharuni Health centre	Limuru central	Provision of quality health services		Construction works and equipping		CGK	2018-2022	Department of Health services
Kamirithu cemetery project	Limuru central	Provision of conducive environm		Construction of a shade and toilet and provision of		CGK	2018-2022	Department of Health

Project Name	Location	Objectives	Targets	Description of Activities	Cost (Kshs.)	Source of funding	Timeframe	Implementing Agency
		ent for the mourners		clean and safe water				services
Upgrading of Limuru Health centre to level 4 hospital	Limuru central	Provision of quality health services	1	Construction works and equipping		CGK	2018-2022	Department of Health services
Upgrading of Ngoliba Health centre to level 4 hospital	Ngoliba	Provision of quality health services	1	Construction works and equipping		CGK	2018-2022	Department of Health services
Upgrading of Maguguni Dispensary	Ngoliba	Provision of quality health services	1	Construction works and equipping		CGK	2018-2022	Department of Health services
Construction of dispensary at Mwalimu farm, Gikumari and Kiratina	Gatong'ora	Provision of quality health services	1	Construction works and equipping		CGK	2018-2022	Department of Health services
Kigumo Incinerator	Komothai	To offer efficient medical services		Construct Incinerators		CGK	2018-2022	Department of Health services
CHV funds in all wards	Kijabe, Sigona, Komothai, Mangu	To aid on medical emergencies		Fund C.H.V		CGK	2018-2022	Department of Health services
Mortuary viewing shed at kigumo health centre	Komothai	To offer efficient services		Construct mortuary viewing shade		CGK	2018-2022	Department of Health services
Fast aid kits for CHV in all wards	Kijabe, Sigona, Komothai, Mangu	To aid on medical emergencies		Procure fast aid kits		CGK	2018-2022	Department of Health services
Gichuru dispensary	Sigona	For efficient medical services		Upgrade to better standards		CGK	2018-2022	Department of Health services

Project Name	Location	Objectives	Targets	Description of Activities	Cost (Kshs.)	Source of funding	Timeframe	Implementing Agency
Maternity wing in kari health centre	Sigona	For efficient medical services		Construct a maternity wing		CGK	2018-2022	Department of Health services
Ambulance in all wards	Kijabe /Sigona/Komothai/Mangu	To aid on medical emergencies		Procure and ambulance and regulate costs		CGK	2018-2022	Department of Health services
Kigumo modern laboratory	Komothai	For efficient medical services		Construct a laboratory at Kigumo hospital		CGK	2018-2022	Department of Health services
Thuita dispensary	Komothai	For efficient medical services		Construct Thuita dispensary		CGK	2018-2022	Department of Health services
X-Ray machine at kigumo hospital	Komothai	For efficient medical services		Procure X-Ray machine		CGK	2018-2022	Department of Health services
Kigumo hospital wards	Komothai	For efficient medical services		Upgrade Kigumo hospital wards		CGK	2018-2022	Department of Health services
Cervical screeners in mang'u	Mangu	For efficient medical services		Procure cervical screeners in mangu hospital		CGK	2018-2022	Department of Health services
Mang'u dispensary	Mangu	For efficient medical services		Construct dispensary opposite st francis hospital		CGK	2018-2022	Department of Health services
Construction of dispensaries with chemist and maternity ward at Mwhoko 1- Mwhoko and chief's camp Bibirioni	Mwhoko Bibirioni	To increase access and utilization of health services	2 dispensaries	Construction of new dispensary, chemist and maternity ward		CGK	2018-2022	Department of Health services

Project Name	Location	Objectives	Targets	Description of Activities	Cost (Kshs.)	Source of funding	Timeframe	Implementing Agency
Karuri level 4 hospital	Karuri	Improve health services	1 hospital	Expansion and equipping Karuri, Construction of mortuary hospital Supply of medicines		CGK	2018-2022	Department of Health services
Rehabilitation Centre at chief's camp Bibirioni Karuri hospital	Bibirioni Karuri	Rehabilitate victims and create awareness	2 wards	Construction of a rehabilitation Centre		CGK	2018-2022	Department of Health services
cancer screening centre – Karuri hospital	Karuri	Increase awareness on cancer and provide cancer screening services	1 Centre	Construction and equipping cancer screening centre		CGK	2018-2022	Department of Health services
Kiambaa health centre	Karuri	Improve service delivery	One health centre	Upgrading and staffing of Kiambaa health centre		CGK	2018-2022	Department of Health services
Ndururumo Dispensary	Theta ward	Improve maternal health	One maternity wing	Construction of maternity wing		CGK	2018-2022	Department of Health services
Health center -Ha Mundia	Theta ward	Increase access and utilization of health services	One health centre	Construction of Ha Mundia health centre and maternity wing		CGK	2018-2022	Department of Health services
Incinerator at Githiga Health Centre	Githiga Ward	To curb air pollution	Construct 1 incinerator in the health centre	Construction of an incinerator		CGK	2018-2022	Department of Health services

Project Name	Location	Objectives	Targets	Description of Activities	Cost (Kshs.)	Source of funding	Timeframe	Implementing Agency
Rukuma Hospital	Kirenga Ward	To increase access and utilization of health services	Expand the Level 4 Hospital	Constructing and equipping the hospital with the necessary facilities.		CGK	2018-2022	Department of Health services
Gitaru Dispensary	Gitaru Ward	To increase access and utilization of health services	1 dispensary	To construct and equip the hospital.		CGK	2018-2022	Department of Health services
Dispensary at Phelma Shopping Centre	Kahawa Sukari	To increase access to health services	1 dispensary	Construct and equip the dispensary		CGK	2018-2022	Department of Health services
Ablution block at Escarpment dispensary	Kirenga Ward	To improve sanitation		Construct an ablution block		CGK	2018-2022	Department of Health services
Gikambura health centre	Karai ward	Improve health care service delivery		<ul style="list-style-type: none"> • Upgrading the dispensary to a health centre • Increase health personnel • Equipping with medical supplies • Establishing a maternity wing • Provision of an ambulance • Establishing a mortuary 		CGK	2018-2022	Department of Health services
Karai muslim dispensary	Karai ward	Improve health care service delivery		<ul style="list-style-type: none"> • Operationalization of the dispensary 		CGK	2018-2022	Department of Health services
Public toilets in Karai ward	Karai ward	Improve sanitation		<ul style="list-style-type: none"> • Completion of the IKO toilet • Construction of more 		CGK	2018-2022	Department of Health services

Project Name	Location	Objectives	Targets	Description of Activities	Cost (Kshs.)	Source of funding	Timeframe	Implementing Agency
				toilets e.g. at Rutara cemetery				
Wangige hospital	Kabete ward	Improve health care service delivery		<ul style="list-style-type: none"> • Construction of a theatre • Establish a department for mentally challenged persons with wards and access to NHIF and specialists • Training of staff on public relations and customer service • Increase health personnel 		CGK	2018-2022	Department of Health services
PWDs (Children) with NHIF cards	Kabete ward	Improve health care service delivery		Waiver medical fees in county hospitals for children who are PWDs		CGK	2018-2022	Department of Health services
Public toilets	Kabete ward	Improve sanitation		Construction of more toilets e.g. at Mwimuto		CGK	2018-2022	Department of Health services
Ruiru hospital	Biashara ward	Improve health care service delivery		<ul style="list-style-type: none"> • Expansion of the maternity and OPD • X-Ray services • Addition of health personnel • Construction of staff houses • Addition of ambulances 		CGK	2018-2022	Department of Health services
Public toilets	Biashara ward	Improve sanitation		Construction of more public toilets in the town		CGK	2018-2022	Department of Health services
Gachororo health	Juja ward	Improve health		• Upgrade the health centre		CGK	2018-2022	Department of

Project Name	Location	Objectives	Targets	Description of Activities	Cost (Kshs.)	Source of funding	Timeframe	Implementing Agency
centre		care service delivery		to a level 4 hospital <ul style="list-style-type: none"> • Theatre • Fencing • Provision of security • Maintenance of drainage • Incinerator • Septic tank • Title deed 				Health services
Health facilities	Juja ward	Improve health care service delivery		Construction and equipping of more health facilities		CGK	2018-2022	Department of Health services
Community health care	Juja ward	Improve the health of the community		<ul style="list-style-type: none"> • Education on wellness, diet and prevention • Demonstration centres for activities like hand washing • Making enrolment to NHIF compulsory • Investment in community health, capacity building, and facilitating the community health workers by giving them stipends • Establishment of smoking zones in the markets and bus parks 		CGK	2018-2022	Department of Health services
Waterborne diseases	Juja ward			<ul style="list-style-type: none"> • Water surveillance, establishing a laboratory for water testing • Training public health 		CGK	2018-2022	Department of Health services

Project Name	Location	Objectives	Targets	Description of Activities	Cost (Kshs.)	Source of funding	Timeframe	Implementing Agency
				officers on simple water testing • Enforcement on food hawking				
Public toilets	Juja ward	Improve sanitation		Construction of more public toilets in the market and bus parks		CGK	2018-2022	Department of Health services
Utility vehicle for the health department	Juja ward	Improve health care service delivery		Provision of a utility vehicle		CGK	2018-2022	Department of Health services
Gaitete dispensary	darugo	To improve health service delivery	1 dispensary	Construction to completion equipping and staffing of gaiteti dispensary		CGK	2018-2022	Department of Health services
Munyuini health centre	darugo	To improve health service delivery	1 gate drugs	Supply of drugs and construction of a gate		CGK	2018-2022	Department of Health services
Kwa mukua dispensary	githunguri	To improve health care service delivery		Construction to completion equipping and staffing of kwa mukua dispensary		CGK	2018-2022	Department of Health services
Minja catholic church	githunguri	To improve health care service delivery		Construction to completion equipping and staffing of minja dispensary		CGK	2018-2022	Department of Health services
Mugutha cemetery	murera	To improve sanitation in the ward		Construction of perimeter wall and public toilets Demarcation of the cemetery		CGK	2018-2022	Department of Health services
Mugutha dispensary	murera	To improve health care service delivery		Major repairs on maternity wing, construction of a toilet septic tank and placenta pit		CGK	2018-2022	Department of Health services
Public health	murera	To promote		Construction and equipping		CGK	2018-2022	Department of

Project Name	Location	Objectives	Targets	Description of Activities	Cost (Kshs.)	Source of funding	Timeframe	Implementing Agency
office		public health services		of murara public health office				Health services
Ambulances	County wide	Emergency preparedness for effective response and treatment		Purchase of ambulance for all level 4 hospitals		CGK	2018-2022	Department of Health services
Medical equipment for level 4	County wide	Promote quality medical health services in kenya		Purchase and installation of medical equipment in all level 4 and 5 hospitals		CGK	2018-2022	Department of Health services
New dispensary center and maternity ward at ndumberi ward	Ndumberi ward	To improve health services		Construction of new dispensary center and maternity		CGK	2018-2022	Department of Health services
Perimeter wall in gatundu hospital	Ng'enda Ward	To improve comprehensive health services		Construct perimeter wall		CGK	2018-2022	Department of Health services
New dispensaries in kiambururu, kiairia and giathieko	Ngewa ward	To increase access and utilization of health services		Construction of new dispensaries center		CGK	2018-2022	Department of Health services
Modernized mortuary in ngenda ward	Ng'enda Ward	To improve comprehensive health services		Modernized mortuary at gatundu hospital		CGK	2018-2022	Department of Health services
Rehabilitation center in ndumberi	Ndumberi ward	Rehabilitation services		Rehabilitation services		CGK	2018-2022	Department of Health

Project Name	Location	Objectives	Targets	Description of Activities	Cost (Kshs.)	Source of funding	Timeframe	Implementing Agency
ward								services
Rehabilitation of Ndumberi cemetery	Ndumberi ward	To improve funeral facilities		1 cemetery		CGK	2018-2022	Department of Health services
Screening center in Ng'enda	Ng'enda Ward	Improving screening services		Construction of a screening center		CGK	2018-2022	Department of Health services
Modern machines in Ng'enda ward	Ng'enda Ward	To improve health facilities		Equip health facilities with modern machines in		CGK	2018-2022	Department of Health services
Kawaida health center	Cianda ward	To improve health facilities		Equipping of health facility		CGK		Department of Health services
Kaspat maternity wing theatre and incinerator in cianda ward	Cianda ward	To improve health services		Construction of a maternity wing, theatre and incinerator		CGK	2018-2022	Department of Health services
health centre at Kamangu	Nachu	Provide health services to the community		Construction and equipping of the healthy facility		CGK	2018-2022	Department of Health services
health centre at mbomboini	Nachu	Provide health services to the community		Construction and equipping of the healthy facility		CGK	2018-2022	Department of Health services
health centre	Gitothua	Provide health services to the community		Construction and equipping of the healthy facility		CGK	2018-2022	Department of Health services
Health centre at Kiwaroga	Kahawa wendani	Provide health services		Construction and equipping of the healthy		CGK	2018-2022	Department of Health

Project Name	Location	Objectives	Targets	Description of Activities	Cost (Kshs.)	Source of funding	Timeframe	Implementing Agency
		to the community		facility				services
Health centre at Kiawaroga	Limuru East	Provide health services to the community		Construction and equipping of the healthy facility		CGK	2018-2022	Department of Health services
Dispensary at Biafra Hall	Hospital	Healthcare improvement		Construct a dispensary		CGK	2018-2022	Department of Health services
Rehab Centre	Hospital, Chania, Kamburu, Kinoo	Reduce drug and substance abuse		Construct and equip a rehab centre		CGK	2018-2022	Department of Health services
Community Based Health Workers	Hospital, Chania, Kamburu, Kinoo	Ensure efficient healthcare services		Employ more personnel		CGK	2018-2022	Department of Health services
Mortuary at Kairi	Chania	Improve morgue services		Construct a mortuary		CGK	2018-2022	Department of Health services
Kairi dispensary	Chania	Increased access to quality healthcare		Construction of a dispensary at Kairi		CGK	2018-2022	Department of Health services
Kagaa level 3 Hospital	Kamburu			Provide a kitchen, ambulance, laundry, boardroom, shed and another laboratory		CGK	2018-2022	Department of Health services
Kamburu dispensary	Kamburu	Improving healthcare		Laboratory to be built and fenced		CGK	2018-2022	Department of Health services
Kamuchege dispensary	Kamburu			Construct a lab and staff quarters and ablution block		CGK	2018-2022	Department of Health services
Kinoo	Kinoo			Construct a		CGK	2018-	Departme

Project Name	Location	Objectives	Targets	Description of Activities	Cost (Kshs.)	Source of funding	Timeframe	Implementing Agency
Dispensary				maternity wing, laboratory and pharmacy units and better washrooms. Establish a Physiotherapy Unit. Provide an ambulance			2022	Department of Health services
Mobile health centre at Muthiga	Kinoo	Efficient and easily accessible healthcare		Provide a mobile health centre at Muthiga		CGK	2018-2022	Department of Health services
Ndenderu health centre	Ndenderu	To provide better health services		Upgrading of ndenderu health centre to a level 3 hospital		CGK	2018-2022	Department of Health services
Kihara health centre	Ndenderu	To improve service delivery		Providing more qualified staff at kihara health centre		CGK	2018-2022	Department of Health services
Karura dispensary	Ndenderu	To increase access to health services		Building a health centre in karura		CGK	2018-2022	Department of Health services
Riabai dispensary	Riabai	To increase access to health services		Construction of a laboratory a maternity ward and beds		CGK	2018-2022	Department of Health services
Gitamaiyu dispensary	Riabai	To increase access to health services		Construction of a dispensary at gitamaiyu		CGK	2018-2022	Department of Health services
Juja farm health centre	Kalimoni	To promote quality health care services		Upgrading Juja farm health centre		CGK	2018-2022	Department of Health services
Kenyatta road dispensary	Kalimoni	To increase access to health		Construction of health centre at kenyatta road,		CGK	2018-2022	Department of Health

Project Name	Location	Objectives	Targets	Description of Activities	Cost (Kshs.)	Source of funding	Timeframe	Implementing Agency
		services						services
Juja Level 4 hospital	Kalimoni	To increase access to health services		Construction of a level four hospital in juju town		CGK	2018-2022	Department of Health services
Construction of kahuho shopping centre public toilet	Muguga ward	Enhanced public health		Construction		CGK	2018 - 2022	Department of Health services
Installation of stand by generator at ndeiya health centre	Ndeiya ward	Continues source of power to enhance continues service delivery		Generator installation		CGK	2018 - 2022	Department of Health services
Construction and equipping lab facility at ndeiya health centre	Ndeiya ward	Access to laboratory services		Construction and equipping		CGK	2018 - 2022	Department of Health services
Purchase of ndeiya health centre ambulance	Ndeiya	Quick emergency services		Purchase of ambulance		CGK	2018 - 2022	Department of Health services
Expansion of ndeiya health centre maternity wing	Ndeiya	To increase access to maternity services		Construction and equipping of the maternity		CGK	2018 - 2022	Department of Health services
Construction of Ruku health dispensary	Muguga ward	To increase access to health services		Construction of a dispensary		CGK	2018 - 2022	Department of Health services
Kiganjo Maternity ward	Kiganjo ward	To improve health services to the community	Maternity constructed	Construction of maternity		CGK	2018-2022	Department of Health services
Gachika dispensary	Kiganjo ward	To improve health	Upgrade of Gachik	Upgrading of Gachika dispensary		CGK	2018-2022	Department of Health

Project Name	Location	Objectives	Targets	Description of Activities	Cost (Kshs.)	Source of funding	Timeframe	Implementing Agency
		services	a dispensary					services
Perimeter wall at Gachika dispensary	Kiganjo ward	To improve security at the Gachika dispensary	One complete perimeter wall	Build facility perimeter wall		CGK	2018-2022	Department of Health services
Gitare health centre	Kiganjo ward	To improve health services	1 health centre established	Provide a stand by generator ,security lights, maternity block, perimeter wall, facility ambulance and additional staffs		CGK	2018-2022	Department of Health services
Kiganjo dispensary	Kiganjo ward	To provide improved health services	1 dispensary	Upgrade Kiganjo dispensary to level 3		CGK	2018-2022	Department of Health services
Township Dispensary	Township	Improve health services to the community	1 dispensary	Construct a dispensary		CGK	2018-2022	Department of Health services
Karia Health Center	Ikinu ward	Improve health services to the community	1 health centre	Upgrading and renovating of Karia health center to maternal hospital		CGK	2018-2022	Department of Health services
Kiaibabu health center	Ikinu ward	Improve health services to the community	1 health centre	Beefing the security of the hospital by building an AP post ,perimeter wall		CGK	2018-2022	Department of Health services
Ngemwa	Ikinu ward	Improve health	1 dispens	Construction of new		CGK	2018-	Department of

Project Name	Location	Objectives	Targets	Description of Activities	Cost (Kshs.)	Source of funding	Timeframe	Implementing Agency
dispensary		services to the community	ary	dispensary			2022	Health services
Gikuni dispensary	Ikinu	Improve health services to the community	1 dispensary	Construction of new dispensary		CGK	2018-2022	Department of Health services
Githunguri Gicamu dispensary	Nyathuna ward	Improve health services to the community	1 dispensary	Construction of new dispensary		CGK	2018-2022	Department of Health services
Gathiga dispensary	Nyathuna ward	Improve health services to the community	1 dispensary	Construction of new dispensary		CGK	2018-2022	Department of Health services
Incubator at kihara subcounty hospital	Kihara	To enhance mortality		Purchase and installation of incubator		CGK	2018-2022	Department of Health services
Upgrade kihara to be a level 5 hospital	Kihara	Improve access to health care services				CGK	2018-2022	Department of Health services
Construction of public viewing room Kihara sub district hospital	Kihara	Improve access to health care services		Construction of public viewing room		CGK	2018-2022	Department of Health services
Witethie dispensary	Witethie	Improve access to health care services		Construction dispensary		CGK	2018-2022	Department of Health services
Construction of	Witethie	Improve health		Construction of Laboratory		CGK	2018-2022	Department of

Project Name	Location	Objectives	Targets	Description of Activities	Cost (Kshs.)	Source of funding	Timeframe	Implementing Agency
Laboratory and maternity at muthara dispensary		care services		and maternity				Health services
Supply of medical equipment in njahi and kamunyaka dispensaries	Githobokoni	Improved health care services		Supply of medical equipment		CGK	2018-2022	Department of Health services
Equip kaibere dispensary	Githobokoni	Improved health care services		Equipping dispensary		CGK	2018-2022	Department of Health services
Gachege dispensary upgrading	Githobokoni	Improved health care services		Water tank, laboratory ,fencing and construction of maternity		CGK	2018-2022	Department of Health services
Mbichi health center upgrading	Githobokoni	Improved health care services		Buy land for expansion		CGK	2018-2022	Department of Health services
Kabuku village dispensary construction	Ngecha /tigoni	Improved health care services		Construction of dispensary		CGK	2018-2022	Department of Health services
Perimeter wall at ngecha health center	Ngecha /tigoni	Improved security		Construction of Perimeter wall		CGK	2018-2022	Department of Health services
X-ray services at ngecha health center	Ngecha /tigoni	Improved health care services		Offer X-ray services		CGK	2018-2022	Department of Health services
Construction of perimeter wall Ngecha health	Ngecha /tigoni	Improved security		Construction of perimeter wall		CGK	2018-2022	Department of Health services

Project Name	Location	Objectives	Targets	Description of Activities	Cost (Kshs.)	Source of funding	Timeframe	Implementing Agency
center								
Upgrade ngecha health center	Ngecha /tigoni	Improved health care services		Construction of wards		CGK	2018-2022	Department of Health services
Emergency unit in tigoni	Ngechatigoni	Improved health care services		Construction of Emergency unit		CGK	2018-2022	Department of Health services
Purchase of ambulance	Tigoni health center ,manjiri ,kihara	Improved health care services		Purchase of ambulance		CGK	2018-2022	Department of Health services
Complete wards at redhill/tigoni health center	Ngecha /tigoni	Improved health care services		Construction of wards		CGK	2018-2022	Department of Health services
Construction of manjiri health center	Ngecha /tigoni	Improved access to health care services				CGK	2018-2022	Department of Health services
Gatuanyaga dispensary	Gatuanyaga ward	To reduce distance covered by the residents to access health care services		Upgrading of the dispensary to offer more services		CGK	2018-2022	Department of Health services
Upgrading of kagwe dispensary into a health center	Nyanduma ward	To improve accessibility to basic healthcare services		Introduction of more health services		CGK	2018-2022	Department of Health services
Thogoto level 4 hospital	Kikuyu ward	To improve health care services		Fastracking of the completion		CGK	2018-2022	Department of Health services

Project Name	Location	Objectives	Targets	Description of Activities	Cost (Kshs.)	Source of funding	Timeframe	Implementing Agency
dispensaries in gituamba ward	Gituamba ward	To improve healthcare access to the residents		Buying of more equipments Supply of more drugs and medicines		CGK	2018-2022	Department of Health services
Maternity at mataara dispensary	Gtuamba ward	To prevent maternal deaths and reduce covered by pregnant mothers		Construction of maternity wing		CGK	2018-2022	Department of Health services
Gituamba health centre	Gituamba ward	To improve healthcare access		Fast tracking the completion		CGK	2018-2022	Department of Health services
ambulances in all level 4 Hospitals	Gituamba ward	For emergency preparedness and effective response		Purchase of more ambulances		CGK	2018-2022	Department of Health services
laboratories with gene experts and equipment for CD4 and viral load testing in all wards	Kikuyu ward	To make the service accessible to all patients living with AIDS		Equipping of the labs Employment of more staffs		CGK	2018-2022	Department of Health services
Kamae dispensary	Kinale ward	Improved healthcare		Improve and finish the existing dispensary Construct laboratories and provide theatre and physiotherapy services		CGK	2018-2022	Department of Health services

Project Name	Location	Objectives	Targets	Description of Activities	Cost (Kshs.)	Source of funding	Timeframe	Implementing Agency
Langata hospital in kiuu ward	Kiuu ward	Improved healthcare		.Expand the hospital and provide more land for the hospital .Improve public service delivery among doctors and nurses		CGK	2018-2022	Department of Health services
Muchatha dispensary	Muchatha ward	Improved healthcare		Improve the dispensary Construct laboratories and provide theatre and physiotherapy services		CGK	2018-2022	Department of Health services
Kamenu phase 8 dispensary	Kamenu ward	Improved healthcare		Construction and expansion of the dispensary-construct laboratories and provide theatre and physiotherapy services		CGK	2018-2022	Department of Health services
Ambulances	Kamenu, kinale and kiuu wards	Improved response to emergency services		Purchase new ambulances to aid in emergency responses		CGK	2018-2022	Department of Health services
Gathanga health center	muchatha	Improved access to health care services		Provide a generator to act as backup Construct laboratories and provide theatre and physiotherapy services		CGK	2018-2022	Department of Health services
Gaitumbi Cemetery	Kinoo	To provide socially efficient		Construct a perimeter wall, shade, chapel and		CGK	2018-2022	Department of Health

Project Name	Location	Objectives	Targets	Description of Activities	Cost (Kshs.)	Source of funding	Timeframe	Implementing Agency
		memorial services		washrooms				services

Stalled Projects

Project Name	Location	Description of activities	Reasons for stalling
Tiling of Githiga dispensary	Githiga Ward	Finish the tiling process at the dispensary	Inadequate funds
Kamae dispensary(Gathwariga) Langatadispensary hospital	Kinale ward Kiuu ward in githurai	Construction of dispensary Construction of dispensary	Change of management from CDF to county government There was no enough room for expansion
Gatuanyaga community dispensary	Gatuanyaga ward	Construction of dispensary	Inadequate funds
Thogoto hospital Gituamba dispensary maternity	Kikuyu ward Gituamba ward	Construction of hospital Maternity construction	Inadequate funds Inadequate funds

Sector Name: Administration and Public Service

New Project Proposals

Project Name	Location	Objectives	Targets	Description of Activities	Cost (KShs .)	Source of funding	Timeframe	Implementing Agency
Purchase of unit-huts	County wide	Improved service		Purchase of unit-huts		CGK	2018-2022	Department of Administration and Public Service
Establishment of huduma centres in all sub counties	County wide	Improved service		Construction works		CGK	2018-2022	Department of Administration and Public Service
Construction of ward offices	County wide	Improved service		Construction works		CGK	2018-2022	Department of Administration and Public Service
Construction of MCA offices	County wide	Improved service		Construction works		CGK	2018-2022	Department of Administration and Public

Project Name	Location	Objectives	Targets	Description of Activities	Cost (KShs .)	Source of funding	Timeframe	Implementing Agency
								Service
Paint and label offices	Kijabe	Efficient service delivery		To paint and label offices		C.G.K	2018-2022	Department of Administration and Public Service
Digital files store	Kijabe, Sigona, Komothai, Mangu	Efficient service delivery		Keep a digital filing		C.G.K	2018-2022	Department of Administration and Public Service
Security	Karai ward, Kabete ward, Juja ward	Enhance security		<ul style="list-style-type: none"> • Intensify security patrols • Additional of security facilities e.g. patrol vehicles • Empowerment of community policing • Training community on use of ICT in security issues 		CGK	2018-2022	Department of Administration and Public Service
Alcohol kiosks	Kabete ward	Reduce drugs and substance abuse		<ul style="list-style-type: none"> • Enforcement and collaboration with the community 		CGK	2018-2022	Department of Administration and Public Service
Enforcement officers	Kabete ward	Enhance the capacity of enforcement department		<ul style="list-style-type: none"> • Training to the enforcement officers and giving them uniform 		CGK	2018-2022	Department of Administration and Public Service
Sub county offices	Kabete ward	Enhance access to government services		Construction and equipping of sub county offices		CGK	2018-2022	Department of Administration and Public

Project Name	Location	Objectives	Targets	Description of Activities	Cost (KShs .)	Source of funding	Timeframe	Implementing Agency
								Service
Wangige town	Kabete ward	Enhance orderliness in the town		Putting order to Wangige town by e.g. removing kiosks along the road		CGK	2018-2022	Department of Administration and Public Service
Alcohol, wines and spirits outlets	Biashara ward, Juja ward	Reduce drugs and substance abuse		Regulation on outlets not being in the estates, relocate them to town		CGK	2018-2022	Department of Administration and Public Service
MCA office	Biashara ward	Enhance access to government services		Construction and equipping of MCA offices		CGK	2018-2022	Department of Administration and Public Service
Staffing	Juja ward	Improve service delivery		Additional of staff to some departments		CGK	2018-2022	Department of Administration and Public Service
Jerusalem police post	murera	To enhance security	1no police post	Construction to completion of Jerusalem police post		CGK	2018-2022	Department of Administration and Public Service
MCA ward offices	County wide	To enhance access to government services	60no offices	Construction and equipping of ward offices		CGK	2018-2022	Department of Administration and Public Service
Sub-county office	Ng'enda ward	To improve service delivery		Construct sub county office		CGK	2018-2022	Department of Administration and Public Service
Ward administrator office	Limuru East	Enhance access to public		Construction of ward administrati		CGK	2018-2022	Department of

Project Name	Location	Objectives	Targets	Description of Activities	Cost (KShs.)	Source of funding	Timeframe	Implementing Agency
		administration services		on office				Administration and Public Service
Ward Office	Kinoo	Bring public services closer to the residents		Construct a ward office in the area		CGK	2018-2022	Department of Administration and Public Service
Ndenderu Rehab	Ndenderu	Rehabilitation services		Construction of a rehabilitation services facility		CGK	2018-2022	Department of Administration and Public Service
Ndenderu MCA's office	Ndenderu	To enhance service delivery		Provision of permanent offices for MCA's in all wards for easy accessibility		CGK	2018-2022	Department of Administration and Public Service
Kiamwangi Rehab	Kiamwangi	Rehabilitation services		Construction of a rehabilitation services facility		CGK	2018-2022	Department of Administration and Public Service
Riabai MCA office	Riabai	To enhance service delivery		Construction of a permanent office for the MCA		CGK	2018-2022	Department of Administration and Public Service
Riabai Rehab	Riabai	Rehabilitation services		Construction of a rehabilitation services facility		CGK	2018-2022	Department of Administration and Public Service
Kalimoni MCA office	Riabai	To enhance service delivery		Construction of a permanent office for the MCA		CGK	2018-2022	Department of Administration and Public

Project Name	Location	Objectives	Targets	Description of Activities	Cost (KShs.)	Source of funding	Timeframe	Implementing Agency
								Service
Kalimoni Rehab	Riabai	Rehabilitation services		Construction of a rehabilitation services facility		CGK	2018-2022	Department of Administration and Public Service
Kiganjo MCA's office	Kiganjo ward	improved service delivery	1 office	Construction of an MCA's office		CGK	2018-2022	Department of Administration and Public Service

Sector Name: Land, Housing and Physical Planning

New Project Proposals

Project Name	Location	Objectives	Targets	Description of Activities	Cost (Kshs.)	Source of funding	Timeframe	Implementing Agency
Construction of low cost houses	County wide	Affordable housing		Construction works		CGK	2018-2022	Department of land Housing and Physical Planning
Land zoning	County wide	Updated list of controlled areas		Zoning of areas with controlled developments		CGK	2018-2022	Department of land Housing and Physical Planning
Reclaiming of grabbed land	County wide	Safeguard government asset		Reclaiming of government land		CGK	2018-2022	Department of land Housing and Physical Planning
Acquisition of land for public use	County wide	Provision of land for public use		Procurement of land		CGK	2018-2022	Department of land Housing and Physical Planning
Karai swamp(1980)	Karai ward	Provide ownership documents		Provision of survey plans and title deeds		CGK	2018-2022	Department of land Housing and Physical Planning
Mai a ihii cemetery land	Karai ward	Reclaim grabbed land		Reclamation of the grabbed land		CGK	2018-2022	Department of land Housing and Physical Planning

Land searches and plans approvals	Karai ward	Facilitate plan approvals and land searches		<ul style="list-style-type: none"> • Review charges for plan approvals • Ease access to land search 		CGK	2018-2022	Department of land Housing and Physical Planning
Public land near Wangige hospital	Kabete ward	Reclaim grabbed land		Reclamation of grabbed land		CGK	2018-2022	Department of land Housing and Physical Planning
Public land grabbed near the police station/DC's office	Biashara ward	Reclaim grabbed land		Reclamation of grabbed land		CGK	2018-2022	Department of land Housing and Physical Planning
Plot numbers	Biashara ward	Enhance identification of plots		Numbering of plots		CGK	2018-2022	Department of land Housing and Physical Planning
County houses	Biashara ward	Improve housing condition		Renovation		CGK	2018-2022	Department of land Housing and Physical Planning
Kenyatta road estate and other estates in Juja and Mirimaini market	Juja ward	Reclaim grabbed land		<ul style="list-style-type: none"> • Reclamation of grabbed public utility land • Land inventory of all public land 		CGK	2018-2022	Department of land Housing and Physical Planning